

DEFENDER



GO BEYOND



LAND ROVER

LAND ROVER



Introduction

The most recognised, most respected 4x4 in the world

PAGES
2-3

Off-road, on-road

Legendary off-road, smooth on-road

PAGES
4-7

Engine and chassis

A modern engine to complement the tried and trusted chassis

PAGES
8-11

Towing, carrying and payload

The ultimate versatile workhorse

PAGES
12-15

Professional users

Serious about work, serious about exploration

PAGES
16-19

Interior

Comfort and practicality

PAGES
20-23

Specification and choices

Body styles, colours, dimensions and trim

PAGES
24-27

Technical data

Engines, technical data, capabilities, weights and professional vehicles

PAGES
28-35

Accessories


Add even more capability, individuality and style. Make it yours

PAGES
36-45

Our Planet

Our plan for a sustainable future

PAGES
46-47



Series I (1948-1953)



Series I Station Wagon (1954-1958)

1954 Long-wheelbase 107 inches available. 1957 First diesel engine introduced.

'48



Series IIa Station Wagon (1961-1972)

1966 Electrical indicators become standard. 1968 Headlamps moved from radiator grille to wings.



'90' Station Wagon (1984-1990)

1984 Leaf springs upgraded to coil springs. One-piece windscreen introduced. Wind-up front windows replace sliding windows. Polyurethane wheel arches introduced to accommodate wider track.



Series II Station Wagon (1958-1961)

1958 Side windows enlarged. Sills introduced to obscure exhaust and powertrain. Fuel filler cap moved from under driver's seat to behind driver's door (RHD).



Series III Station Wagon (1972-1984)

1972 Air intake on wing for heater added. 1981 Improved seating introduced on County models.



Defender (1990-2006)

1998 Td5 engine introduced. Fuel tank and filler repositioned to rear. Bonnet stowage of wheel outlawed.

Founded on a lineage stretching back to the debut of the first Land Rover in 1948, today's Defender takes pride of place as the toughest vehicle in the Land Rover range. The original Land Rover won instant recognition for its tough versatility and off-road ability, attributes that equally apply almost two million vehicles later.

Six decades of experience in designing and building the world's most distinctive four-wheel drive vehicles reach their pinnacle in the latest Defender. The introduction in 2007 of the distinctive power bulge in the bonnet denoted an all-new powertrain with greater pulling power. Also introduced in 2007 were a new facia housing effective heating and air conditioning, supportive seats and hard-wearing interior surfaces. They all make this robust off-road legend perfectly equipped to conquer the challenges of the modern world. Defender means business like never before. And now with its state-of-the-art engineering, a new 2.2 litre Diesel engine has been introduced. It delivers all the incredible power and torque for which Defender is renowned - plus a historic top speed of 145kph. Defender's iconic style, massive ability and unparalleled versatility have been perfected over generations and make it the incredible sturdy off-road vehicle and tough heavy workhorse it is today.



Defender (2007-Present)

2007 2.4 litre Diesel engine, six-speed manual transmission and new interior introduced. 2011 2.2 litre Diesel engine introduced, raising top speed to 145kph.

When it comes to taking on, and beating, some of the toughest off-road terrain, nothing comes close to Defender.


That's because, unlike many of its competitors, Defender has permanent four-wheel drive with the centre differential distributing torque evenly between front and rear axles to give optimum all-weather performance on and off-road. What's more, the central differential can be locked to help minimise wheel spin and maximise traction on slippery surfaces. And for even more grip and control off-road (not to mention on-road as well) Defender is available with an optional ABS system featuring traction control. Whatever the conditions, Defender just gets to work without a fuss.







Excellent axle articulation, thanks to independent coil spring suspension, also plays its part in Defender's legendary ability by helping the wheels to maintain contact with the ground and follow the contours of rough surfaces. Defender is a business partner that rarely puts a foot wrong.





The legendary Land Rover command driving position, now a central feature of every Land Rover vehicle, was first established by Defender's predecessor in 1948. The command driving position gives greater visibility of the way ahead and the surrounding environment, adding to the driver's control and security.

The driving experience is further enhanced by Defender's six-speed manual transmission. Specially developed for heavy-duty applications, it is light, strong and also provides smooth on-road performance and slick gear changes.

With 12 forward gears, whether towing, on-road or in rough terrain, you're always in command. A low first gear reduces crawl speed and combines with the excellent engine torque to make towing almost effortless.



TOR




Q

Superb towing power. And the power to help keep you out of trouble. Defender's new 2.2 litre Diesel engine produces an impressive 360Nm of torque. With 90 percent of peak power constantly on tap from as low as 2,200rpm to over 4,350rpm it provides maximum muscle for tough working environments.

With the introduction of Land Rover's new Diesel Particulate Filter, not only is the new Defender engine fully compliant with the latest N1 EU5 emissions legislation, it now delivers a historic new top speed of 145kph. In keeping with the vehicle's iconic status as a truly global product, a unique engine tune has been developed which allows it to tolerate the variable quality, high-sulphur fuels to be found across developing markets*. To cope with the sort of difficult progress that many operations demand, when the engine is working hard at low speed, say 1,000rpm, Land Rover's innovative Anti-Stall device intelligently adjusts the fuel required to help keep everything running smoothly.

*Please see your Land Rover Dealer for further details.




STRENGTH


There are some things that'll never need improving. The chassis is one of them. Immensely strong, it is probably the single most important component in Defender's design architecture and contributes to the vehicle's strength, versatility, durability and capability. The box section, ladder frame design is far stronger than an open channel design and more adaptable than the unibody design favoured by many of its competitors.

And there's the body. It's tough, with a no-nonsense, functional simplicity and a slab-sided profile that makes it all the more adaptable and enhances configurability. Bolt on accessories such as chequer plates, ladders and expedition roof racks are easily attached. The lightweight aluminium body* not only improves fuel consumption, it also increases payload, the vehicle's capability, and gives an optimum trade-off between form and function. Indeed, the corrosion-resistant aluminium body panels have evolved directly from those on the original 1948 Land Rover. Even the cargo bed is made of aluminium. So even the cargo bed won't rust. You can depend on your Defender.

*Doors and Bonnets are made from corrosion resistant steel.









It all comes together with Defender's all-round capability.

Exceptional towing capability, with a braked trailer of 3,500kg and an impressive load carrying capability derived from the 3,500kg* gross vehicle weight (GVW). With a strong, rigid chassis specifically designed to handle heavy, awkward loads, Defender can tow more and carry more across more extreme terrain. Defender is the master of multi-tasking.

*Available with 110 and 130 derivatives.





Defender's design architecture lends itself perfectly to versatility. It is available in nine core bodystyles (including Station Wagon, Hard Top, Pick Up and Double Cab Pick Up) and a further five bodystyles covering Soft Tops and Chassis Cabs with three different wheelbases (90, 110 and 130).

Hazardous materials, for instance, can be kept separate from passengers and transported to the remotest locations in the Defender 110 Double Cab Pick Up. Even greater personalisation can be achieved with the range of Land Rover Accessories available from your Land Rover Dealer. Specialist variations (Professional Vehicles) of Defender remain available through Land Rover Direct Sales in bespoke specifications.

Vehicle shown includes accessories.



Defender is the tough, reliable mobility platform for countless emergency and rescue services as well as for a huge number of industries including power generation, quarrying, agriculture, oil exploration, forestry and civil engineering.



PROFESSIONAL






When there's a job to be done you'll be grateful you chose Defender.

Defender is more than an expedition vehicle. It is also the first choice for professionals. With its extraordinary all-round capability and its ability to accommodate specialist equipment, such as Land Rover's heavy-duty winch, Defender is the definitive vehicle for a range of essential services including rescue and humanitarian aid. What's more, to take full advantage of Defender's unique talents and versatility, world-class, hands-on training is available for both individuals and organisations through the Land Rover Experience Centre network.

With its vast load capacity, Defender is equally versatile whether shifting payloads or accommodating up to seven adults in comfort with its exceptionally flexible array of seating combinations. At the end of the shift, the flat floor areas can be swept clean in seconds and the detachable water-resistant mats allow mud and debris to be simply hosed away. Of course, Land Rover's range of interior and exterior equipment and accessories allows you to personalise and match Defender with your business' exact requirements and preferences.

To make the most of Defender's capabilities we recommend Land Rover Experience specialist training. Available across the global network of Land Rover Experience centres, these courses provide authoritative factory-approved Defender tuition. For more information about Land Rover Experience in your country, visit www.landrover.com/Experience








FORWARD-FACING SEATS CAN CARRY SEVEN ADULTS IN COMFORT. A THIRD ROW OF SEATS IS AN OPTIONAL EXTRA.


TRIM COMBINATIONS



VINYL
 Seat face: Twill Vinyl
 Seat back & side: Grey Stag Vinyl



CLOTH
 Seat Face: Black Mondus
 & Span Cloth



PART LEATHER
 Seat Face: Black Leather
 & Rack 3 Cloth



Form follows function in the Defender interior. Tough working vehicles demand robust materials such as the scuff-resistant fascia and durable seat coverings. The fascia is a one-piece moulding for improved refinement, its distinctive lines providing Land Rover's traditional commanding view of the ground ahead.

Instruments are clearly visible while controls and switches are easily reached. The seats are arranged stadium style, their position maximising exterior vision and easing access. Designed to be comfortable and supportive whatever the task or terrain, each seat has a three-point safety harness, but can be folded to optimise the Defender's load-carrying versatility. There's space for smaller items too, in trays on the fascia or between the front seats. The optional cubby box provides extra storage and includes two cup holders.



Inspired by 21st century industrial design, the Defender facia is simple, robust and practical. The instrument cluster is dominated by the rev counter and speedometer dials and a third instrument enclosing water temperature and fuel level gauges.

A cluster of warning lights monitors vehicle systems. For the passenger there's a massive grab handle, reinforcing the sense of security that comes from travelling in a Defender. Easily reached by both driver and passenger, the controls for the heating and optional air conditioning system keep the cabin comfortable with air pumping out through the distinctive top-mounted vents as well as into the foot wells. To keep in touch, or simply to enjoy the ride, the entertainment system includes options of high-mounted tweeters, radio, CD player or MP3 player connectivity.



BODY STYLES & COLOURS

Two striking new colours, Indus Silver and Orkney Grey are available on the latest Defender. Land Rover's paintshop at Solihull uses the very latest in paint technology to provide the most durable coatings while minimising the use of any toxic solvents. Every Land Rover spends twelve hours in the paintshop passing through over twenty processes that ensure a superbly polished and supremely protective hardened finish - designed for the very toughest working environments that Defender excels in. Beyond Defender's traditional solid colour palette (Fuji White, Tamar Blue and Keswick Green) a wide range of vibrant metallic finishes are also offered. Please check availability with your Land Rover Dealer.

Visit www.landrover.com for more information.



DEFENDER 110 UTILITY WAGON INDUS SILVER



DEFENDER 90 STATION WAGON INDUS SILVER



DEFENDER 110 STATION WAGON TAMAR BLUE



DEFENDER 110 DOUBLE CAB PICK UP KESWICK GREEN



DEFENDER 90 HARD TOP INDUS SILVER



DEFENDER 110 HARD TOP GALWAY GREEN*



DEFENDER 110 HIGH CAPACITY PICK UP SUMATRA BLACK**



DEFENDER 90 PICK UP ORKNEY GREY



DEFENDER 110 PICK UP FIRENZE RED



DEFENDER 130 DOUBLE CAB HIGH CAPACITY PICK UP FUJI WHITE

Baltic Blue available early 2012.

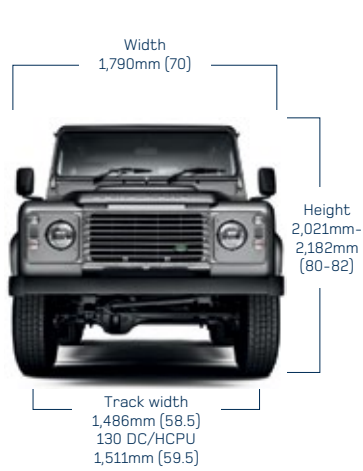
*Aintree Green replaces Galway Green early 2012. **Santorini Black replaces Sumatra Black early 2012.

Vehicles shown are a combination of trim levels and optional items, check with your Land Rover Dealer for details.



DIMENSIONS

| | 90 | | | | 110 | | | | 130 | |
|-------------------------|---------------------------|---------------------------|---------------------------|---------------------------|---------------------------|---------------------------|---------------------------|--------------------------------|---------------------------|-----------------|
| | Pick Up | Hard Top | Soft Top | Station Wagon | Pick Up | High Capacity Pick Up | Hard Top | Station Wagon/Utility Wagon | Double Cab Pick up | Double Cab HCPU |
| Track front/rear | 1,486 (58.5) [†] | 1,486 (58.5) [†] | 1,486 (58.5) [†] | 1,486 (58.5) [†] | 1,486 (58.5) [†] | 1,486 (58.5) [†] | 1,486 (58.5) [†] | 1,486 (58.5) [†] | 1,486 (58.5) [†] | 1,511 (59.5) |
| Cargo bed length | 983* (38.7) | 1,144 (45.0) | 1,144 (45.0) | 1,144 (45.0) | 1,740* (68.5) | 2,010 (79.2) | 1,900 (74.8) | 1,900 (74.8) | 1,020 (40.8) | 1,668* (65.7) |
| Tailgate aperture width | 878 (34.5) | 878 (34.5) | 878 (34.5) | 878 (34.5) | 878 (34.5) | 1,362 (53.6) | 878 (34.5) | 878 (34.5) | 878 (34.5) | 1,362 (53.6) |
| Largest box length | 830 (32.6) | 1,030 (40.6) | 1,030 (40.6) | 1,005 (40) | 1,570 (61.8) | 1,980 (78) | 1,750 (68.9) | 1,100/1,470** (43.5/57.9)** | 690 (27.2) | 1,640 (64.6) |
| Largest box width | 800 (31.5) | 755 (29.7) | 755 (29.7) | 660 (26) | 800 (31.5) | 1,060 (41.7) | 755 (29.7) | 660 (26) | 800 (31.5) | 1,060 (41.7) |
| Largest box height | 1,160 (45.7) | 1,050 (41.3) | 1,050 (41.3) | 1,050 (41.3) | 1,160 (45.7) | 1,160 (45.7) | 1,050 (41.3) | 1,050 (41.3) | 1,160 (45.7) | 1,160 (45.7) |

Dimensions mm (inches) *Add 161mm if spare wheel removed **2nd row seats up/2nd row seats folded † Due to greater wheel offset 1,511 (59.5) when HD Steel Wheel and Gloss Black Saw Tooth Alloy Wheel is fitted







Vehicle height depends on tyre and suspension options



BODY STYLE APPLICATIONS

CHOOSING THE RIGHT BODY STYLE

Defender is available in a wide variety of body styles and three wheelbases. All of which give optimum capability to a range of potential uses. Choosing the appropriate body type for your requirements will help you get the most from your Defender.

| | 90 STATION WAGON | 90 HARD TOP | 90 SOFT TOP | 90 PICK UP | 110 STATION WAGON | 110 UTILITY WAGON |
|---|---|---|---|---|---|---|
| DESIRABLE CHARACTERISTICS |  |  |  |  |  |  |
| TOWING – short distance (eg agriculture) Manoeuvrability, good rear visibility | ■■■■■ | ■■■■■ | ■■■■■ | ■■■■■ | ■■■ | ■■■ |
| TOWING – long distance (eg exhibition units) Directional stability, fuel range | ■■ | ■■ | ■■ | ■■ | ■■■■■ | ■■■■■ |
| CARRYING EQUIPMENT (heavy, valuable, vulnerable) Loadspace, payload, security, protection from the elements | ■■ | ■■■ | ■■ | ■ | ■■■ | ■■■■■ |
| CARRYING MATERIALS (loose, dirty, smelly, livestock) Loadspace, payload, access, cab separation | ■ | ■■ | ■■ | ■■ | ■ | ■■ |
| CARRYING PEOPLE Seating capacity, comfort, access | ■■■ | ■ | ■ | ■ | ■■■■■ | ■■■■■ |
| EXTREME OFF-ROAD Manoeuvrability, all round visibility, good clearance angles | ■■■■■ | ■■■■■ | ■■■■■ | ■■■■■ | ■■■■■ | ■■■■■ |

KEY: ■■■■■ – most desirable ■ – least desirable

SEATING COMBINATIONS

HT = Hard Top ST = Soft Top PU = Pick Up HCPU = High Capacity Pick Up DCPU = Double Cab Pick Up
 SW = Station Wagon UW = Utility Wagon DCHCPU = Double Cab High Capacity Pick Up
 *60:40 split folding middle bench seat (Station Wagon and Utility Wagon only).
 †Optional Cubby Box shown.

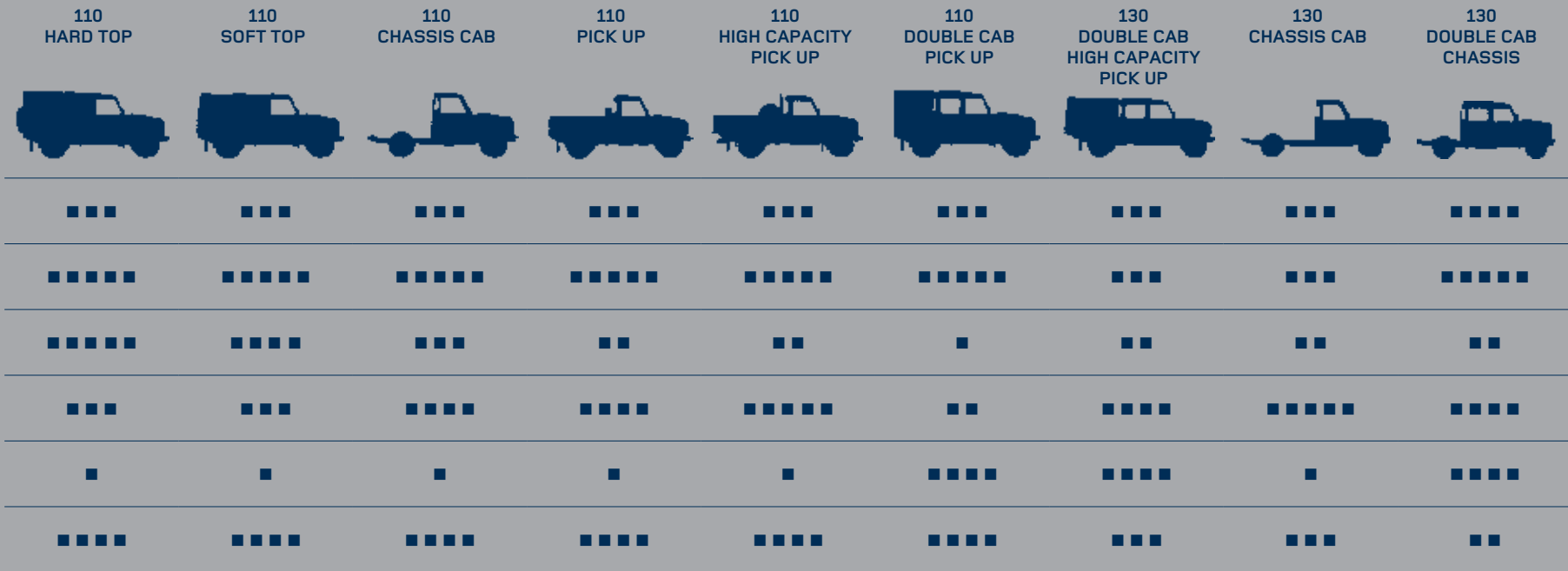
90 HT/ST/PU† 2 seats



90 SW† 4 seats



Rear cabin line applicable to PU only



110 HT/ST/PU/HCPU† 2 seats



Rear cabin line applicable to PU only

110 SW/UW/DCPU† 5 seats*



Rear cabin line applicable to DCPU only

110 SW† 7 seats* (optional extra)



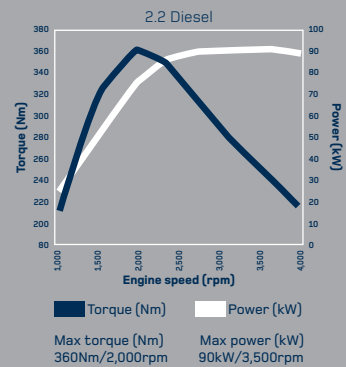
Third row rear seats optional

130 DCHCPU† 5 seats



ENGINE & TRANSMISSION

2.2 LITRE DIESEL



- Permanent four-wheel drive ■
 - Dual-range transmission ■
 - Locking centre differential ■
 - Six-speed manual transmission ■
- = Standard equipment

| FUEL TANK CAPACITY | 90 | 90 | 90 SW | 110 | 130 |
|--------------------|----|----|-------|-----|-----|
| Litres | 60 | 60 | 60 | 75 | 75 |

| FUEL ECONOMY (L/100KM) | | | | | |
|------------------------|----------|----------|----------|-------------|-------------|
| Urban | 11.5 | 11.5 | 11.7 | 13.6 | 13.6 |
| Extra urban | 9.0 | 9.1 | 9.4 | 9.7 | 9.7 |
| Combined | 10.0 | 10.0 | 10.2 | 11.1 | 11.1 |
| Drive by noise | 75dB (A) | 75dB (A) | 75dB (A) | 75dB (A) | 75dB (A) |
| CO ₂ g/km | 266 | 266 | 269 | 295 | 295 |
| Certifiable emissions | EU2/EU4 | EU5 | EU5 | EU2/EU4/EU5 | EU2/EU4/EU5 |

The results given here do not express or imply any guarantee of the fuel consumption of any particular vehicle with which this information may be supplied. Vehicles are not individually tested, and there are inevitably differences between individual vehicles of the same model. In addition, the vehicle may incorporate particular modifications. Furthermore, the driver's style and road traffic conditions, as well as the extent to which the vehicle has been driven and the standard of maintenance will all affect its fuel consumption.



WHEELS & TYRES

CHOOSING THE RIGHT TYRE

Since no tyre is perfect for all driving conditions Land Rover offers a range to suit a wide variety of surfaces. Selecting the correct tyre for the conditions that you are most likely to experience will help enable you to get the best from your Defender.



STANDARD STEEL WHEEL 90/110
5.5F X 16



HEAVY DUTY STEEL WHEEL 90/110/130
6.5J X 16










BOOST ALLOY 90/110
7J X 16



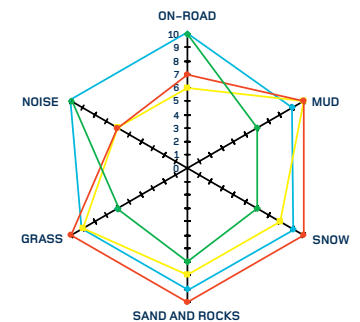
DUAL FINISH ALLOY 90/110
7J X 16



GLOSS BLACK SAW TOOTH ALLOY*
90/110 7J X 16

| TYRE | WHEEL | TYRE SIZE | 90 | 110 | 130 |
|--|-----------|-----------|----|-----|-----|
|  MICHELIN LATITUDE CROSS (TUBELESS) | Std Steel | 7.50R16 | ■ | ■ | - |
|  MICHELIN XZL (TUBED AND TUBELESS) | Std Steel | 7.50R16 | □ | □ | - |
|  MICHELIN XZL (TUBED AND TUBELESS) | HD Steel | 7.50R16 | - | - | □ |
|  GOODYEAR WRANGLER MT/R (TUBELESS) | HD Steel | 235/85R16 | □ | □ | □ |
|  CONTINENTAL CONTICROSS CONTACT AT | HD Steel | 235/85R16 | - | - | ■ |
|  CONTINENTAL CONTICROSS CONTACT AT | Alloy | 235/85R16 | □ | □ | - |
|  GOODYEAR WRANGLER MT/R (TUBELESS) | Alloy | 235/85R16 | □ | □ | - |

■ Standard □ Option - Not applicable HD Heavy Duty



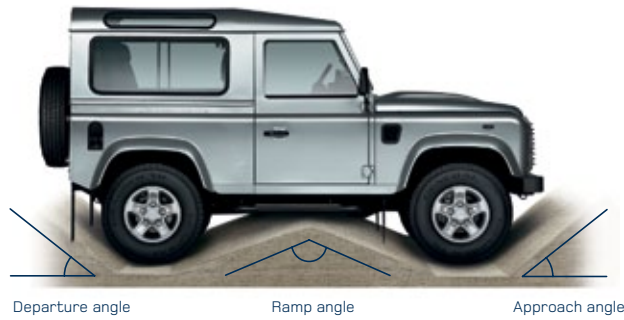
Distance from centre indicates level of performance
1 = Good 10 = Superior

*Only available with MTR tyre. For introductory timing and availability please see your local Land Rover Dealer.

PLEASE NOTE: When choosing vehicles fitted with specific wheel and tyre combinations or optional wheels and tyres, your intended use of the vehicle should be considered. Alloy wheels may be more vulnerable to damage in some off-road conditions, please discuss your requirements with your Land Rover Dealer when selecting your vehicle and specification.

CAPABILITIES

APPROACH/DEPARTURE ANGLES



MAXIMUM GRADIENT

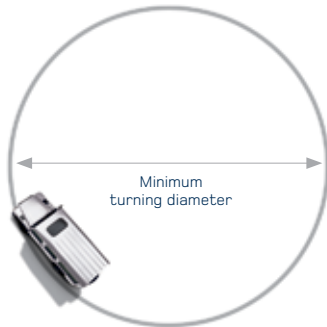


WEIGHTS kg

| STANDARD | 90 | | | | 110 | | | | | | | | 130 | | |
|----------------------|---------|----------|----------|---------------|---------|-----------------------|----------|----------|-----------------------------|---------------|--------------------|-------------|-----------------|-------------|--------------------|
| | Pick Up | Hard Top | Soft Top | Station Wagon | Pick Up | High Capacity Pick Up | Hard Top | Soft Top | Station Wagon 5 Seat/7 Seat | Utility Wagon | Double Cab Pick Up | Chassis Cab | Double Cab HCPU | Chassis Cab | Double Cab Chassis |
| Gross vehicle | 2,505 | 2,505 | 2,505 | 2,505 | 3,050 | 3,050 | 3,050 | 3,050 | 3,050/3,050 | 3,050 | 3,050 | 3,050 | - | - | - |
| Minimum kerb weight* | 1,740 | 1,771 | 1,756 | 1,887 | 1,917 | 1,938 | 1,955 | 1,860 | 2,062/2,123 | 2,062 | 2,042 | 1,787 | - | - | - |
| Maximum payload** | 765 | 734 | 749 | 618 | 1,133 | 1,112 | 1,095 | 1,190 | 988/927 | 988 | 1,008 | 1,263 | - | - | - |
| HEAVY DUTY | | | | | | | | | | | | | | | |
| Gross vehicle | 2,550 | 2,550 | 2,550 | 2,550 | 3,500 | 3,500 | 3,500 | 3,500 | 3,500/3,500 | 3,500 | 3,500 | 3,500 | 3,500 | 3,500 | 3,500 |
| Minimum kerb weight* | 1,746 | 1,777 | 1,762 | 1,893 | 1,975 | 1,996 | 2,013 | 1,918 | 2,120/2,181 | 2,120 | 2,100 | 1,845 | 2,149 | 1,858 | 2,024 |
| Maximum payload** | 804 | 773 | 788 | 657 | 1,525 | 1,504 | 1,487 | 1,582 | 1,380/1,319 | 1,380 | 1,400 | 1,655 | 1,351 | 1,642 | 1,476 |

*Minimum kerb weight = Unladen weight + full tank & 75kg driver **Maximum payload = GVW - Kerb weight - Not applicable

MINIMUM TURNING



WADING DEPTH



OBSTACLE CLEARANCE



GRADIENTS AT KERB WEIGHT

| | 90 | 110 | 130 |
|------------------|------|------|------|
| Maximum gradient | 45° | 45° | 45° |
| Approach angle | 47° | 49° | 49° |
| Departure angle | 47° | 35° | 35° |
| Ramp break | 147° | 150° | 153° |

TURNING CIRCLE

 Kerb to Kerb metres (feet)

| | 90 | | 110 | | 130 |
|--------------------------|-------------|--------------|-------------|--------------|--------------|
| Tyre size | 7.50R16 | 235/85R16 | 7.50R16 | 235/85R16 | 7.50R16 |
| Minimum turning diameter | 12.3 (40.4) | 13.34 (43.8) | 12.8 (42.0) | 14.36 (47.2) | 15.08 (49.4) |

BRAKES

Servo assisted front and rear disc brakes on all models.

STEERING

All models have power assisted steering. Worm and roller.

GROUND CLEARANCE

 mm (inches)

| | 90 | 110 | 130 |
|---|-------------|-------------|-------------|
| Tyre size | 235/85R16 | 235/85R16 | 7.50R16 |
| Axle ground clearance | 250 (9.8) | 250 (9.8) | 250 (9.8) |
| Minimum underbody ground clearance, unladen | 323 (12.72) | 314 (12.36) | 314 (12.36) |

WADING DEPTH

 mm (inches)

| | | | |
|--------------|----------|----------|----------|
| Wading depth | 500 (20) | 500 (20) | 500 (20) |
|--------------|----------|----------|----------|

VEHICLE LOADING

Incorrect vehicle and trailer loading can give excessive tyre, brake and spring wear, overloaded axles, poor vehicle handling and braking performance and a generally unstable and inefficient vehicle.

The following factors should be taken into consideration when choosing your vehicle and the equipment you specify.

PAYLOAD & WEIGHT DISTRIBUTION

A correct weight distribution is achieved by considering several simple points:

- Payload is calculated by GVW-EEC kerb weight and must not be exceeded
- This payload should be distributed as evenly as possible along the vehicle's loadbed length
- The height of the payload should be kept to a minimum to keep the centre of gravity as low as possible
- Additional effects of a trailer should be taken into consideration (see towing section below).

Please refer to the table opposite and the dimensions section to assess the most appropriate vehicle configuration for the loads you are likely to carry.

For example, if you typically carry relatively compact but heavy loads on a regular basis, a vehicle such as the 110 Pick Up, where the load can be stowed as far forward as possible would be appropriate. For less heavy loads, the 110 DCPU will give additional personnel carrying capabilities.

TOWING

Trailer loading

In order to obtain the best performance from your Land Rover vehicle, trailers should be loaded level (or slightly nose down) and to the correct nose weight of 150kg. Note the trailer nose weight must be taken into account when loading the vehicle as it will add to the vehicle's rear axle weight and will have a disproportionate effect due to the position of the tow bar behind the rear axle (see table opposite).

Choosing the correct equipment

Land Rover offers a range of towing equipment to suit different applications, both as optional original equipment and accessories.

Multi-height tow bars enable the tow ball to be fitted in three different positions to suit different trailer towing requirements.

Adjustable tow bars enable the tow ball to be readily adjusted to different heights using a quick release pin and are suitable for users who are likely to tow a variety of different trailers, or where the rear height of the vehicle may vary significantly with different payloads.

Either a 50mm tow ball or jaw unit can be specified. A more versatile Combination Tow Ball/Jaw Unit is available as an accessory. The tow ball is suitable for most towing purposes, the jaw unit gives greater versatility.

ROOF RACKS

Any load on the roof of the vehicle will affect vehicle handling and significant or tall loads should be avoided. Land Rover recommends a maximum of 150kg including the roof rack.

Land Rover Accessories and Land Rover Professional Vehicles offer a range of roof rack systems to ensure roof loads are carried as safely as possible. Sports bars are suitable for long loads that can be secured at two points such as ladders, canoes, windsurfers etc and, being the lightest racks, have the greatest weight carrying capability within the 150kg recommendation. They can also be fitted with a variety of specific attachments for items such as skis and luggage boxes etc.

Expedition racks are available in different lengths applicable to different body styles and wheelbases. These are suitable for stowing a quantity of different items of equipment and enable loads to be distributed across a wider area to keep the load height to a minimum.

LOAD CAPABILITIES

MAXIMUM AXLE ^{kg}

| | 90 | | 110 | | 130 |
|----------------------|----------|------------|----------|------------|----------|
| | Standard | Heavy Duty | Standard | Heavy Duty | Standard |
| Front axle | 1,250 | 1,250 | 1,250 | 1,580 | 1,580 |
| Rear axle | 1,500 | 1,500 | 1,980 | 2,200 | 2,200 |
| Gross vehicle weight | 2,505 | 2,550 | 3,050 | 3,500 | 3,500 |

Heavy Duty Suspension is only available on 90 Station Wagon and 90 Pick Up. 110 Station Wagon not available with Heavy Duty suspension

SUSPENSION

| | 90 | 110 | 110 HEAVY DUTY & 130 |
|--------------|---|--|---|
| Front | Live beam axle, linear rate coil springs, coaxial telescopic Nitrogen-charged hydraulic dampers. Panhard rod and Radius arms. Anti-roll bar if alloy wheels fitted. | Live beam axle, dual rate coil springs, coaxial telescopic Nitrogen-charged hydraulic dampers. Panhard rod and Radius arms. Anti-roll bar. | Live beam axle, linear rate coil springs, coaxial telescopic Nitrogen-charged hydraulic dampers. Panhard rod and Radius arms. Anti-roll bar. |
| Rear | Live beam axle, dual rate coil springs, telescopic Nitrogen-charged hydraulic dampers. 'A' frame and Trailing Links. Anti-roll bar if alloy wheels fitted. | Live beam axle, triple rate coil springs, telescopic Nitrogen-charged hydraulic dampers. 'A' frame and Trailing Links. | Live beam axle, triple rate coil springs, coaxial linear rate helper springs, telescopic Nitrogen-charged hydraulic dampers. 'A' frame and Trailing Links. Anti-roll bar. |

TOWING ^{kg}

| | 90 | 110 | 130 |
|--------------------------------------|-------|----------------|-------|
| Braked trailer | 3,500 | 3,500 | 3,500 |
| Unbraked trailer | 750 | 750 | 750 |
| Recommended max. trailer nose weight | 150 | 150 | 150 |
| Effect on rear axle weight | 201 | 204 (HCPU 220) | 211 |

ROOF LOAD SYSTEM ^{kg}

| | 90/110/130 |
|-------------|------------|
| Roof rack | 150 |
| Ladder rack | 150 |

Approved Land Rover Genuine Parts roof rack.
Weight includes roof rack.

PROFESSIONAL VEHICLES

Defender's design architecture lends itself perfectly to versatility and one-off, tailor-made solutions. It is already available in nine core body styles including Station Wagon, Hard Top, Pick Up and Double Cab Pick Up.

Chassis Cabs are available for the 110 and 130 wheelbases and can offer even greater degrees of adaptability and specialisation through Land Rover Professional Vehicles. There are almost a limitless number of bespoke variations available.



90 HARD TOP



90 PICK UP



90 STATION WAGON



110 CHASSIS CAB



110 DOUBLE CAB PICK UP



110 HARD TOP



110 HIGH CAPACITY PICK UP



110 PICK UP



110 STATION WAGON



110 UTILITY STATION WAGON



130 CHASSIS CAB



130 DOUBLE CAB CHASSIS



130 DOUBLE CAB
HIGH CAPACITY PICK UP



130 ARMOURD CASH IN TRANSIT



110 B6 ARMoured*



110 FIELD AMBULANCE



130 FIELD AMBULANCE



110 MINE SITE VEHICLE



130 MINE SITE VEHICLE

For commercial or market legislative reasons not all Defender Professional Vehicles are available in all markets. For further information, please contact your local Land Rover Dealer or visit www.landover.com/professional

*110 Armoured Defender: EN1522 & EN1063 'B6' Certified Discrete Ballistic Protection

ACCESSORIES

Many practical features are standard on Defender. However, a range of specialised accessories adds even more capability, individuality and style. It's a real opportunity to give your Defender its own identity.

Among the numerous items available are several carrying and towing options, exterior styling and protection additions and interior enhancements. They're all available individually and can be fitted at any time - not just when the vehicle is new. And remember, Land Rover Approved Accessories are designed and manufactured to the same exacting standards as the original equipment fitted to your vehicle.

Visit www.landrover.com for more information



Vehicle shown right is accessorised with Expedition Roof Rack System, Two Part Rear Access Ladder, Raised Air Intake, Wing Top Protectors, Front Lamp Guards, A-Frame Protection Bar, Ribbed Aluminium Undershield, Front Mudflaps, 16 inch 5-Spoke Alloy Wheels - Dual Finish and Folding Side Step.







Vinyl Wheel Cover

Protect your spare wheel from mud and dirt with this premium quality padded wheel cover.

Distinctive Land Rover logo

Vinyl Wheel Cover - 205 and 600 R16 tyres (not shown) STC8485AA

Vinyl Wheel Cover - 265 R16 tyres (not shown) STC8487AA

Vinyl Wheel Cover - 7.5 R16 tyres (not shown) STC8488AA



Moulded Wheel Cover

STC7889

Styled spare wheel cover fits most wheel sizes.



Front Mudflaps

RTC9479

Heavy duty moulded Mudflaps reduce spray and help protect vehicle paintwork. Mudflaps, front pair for 90 and 110 models only.



16 inch 5-Spoke Alloy Wheel – Dual Finish

VPLDW0001YCM – Rim only

Features distinctive embossed Defender branding. Recommended tyre: Continental Conticross Contact AT 235/85R16. Defender 90 and 110 only with standard suspension. Compatible with 2009 Model Year vehicles onwards. The Boost and Gloss Black Saw Tooth Alloy wheels shown on page 29 may also be available as accessory fitments. Please see your Land Rover Dealer for further details.

Centre Cap

Bright Polished Finish - LR023301

Locking Wheel Nut Kit

Wheel nut kits are required for all upgrades from steel to alloy wheels and include a full kit of locking and plain wheel nuts which provide added security at low cost for your valuable wheels and tyres.



Snow Chains

Snow Chains give improved steering and braking control on snow and ice, when fitted to front wheels (can also be fitted to rear wheels when necessary). Easy-fit design, manufactured from high quality hardened galvanised steel, the chains are supplied in a tough vinyl carry bag for storage when not in use.

Snow Chains - 235/65 and 265/75 R16 tyres STC8518

Snow Chains - 235/85 R16 and 7.5 R16 tyres (not shown) STC7664

Locking Wheel Nut Kit for steel wheels (not shown) RTC9535

Locking Wheel Nut Kit for alloy wheels - 265 R16 tyres (not shown) STC7623

Locking Wheel Nut Kit for alloy wheels - 205 R16 and 235 R16 tyres (not shown) STC8843AA

Locking Wheel Nut Kit for alloy wheels - stainless steel finish (not shown) RRD500560




Tyre Valve Caps (set of 4)

Land Rover Branded - LR027560

Full Coloured Union Jack - LR027664

Black Union Jack - LR027666



Raised Air Intake

LR009383

Ideal for dusty conditions, this raised air intake secures to the vehicle's 'A' post and also utilises the existing air intake vent fixings. Suitable for Td5, 2.4 and current 2.2 Diesel engines.

Please Note: Not compatible with SVX Soft Top model.

PLEASE NOTE: When choosing vehicles fitted with specific wheel and tyre combinations or optional wheels and tyres, your intended use of the vehicle should be considered. Alloy wheels may be more vulnerable to damage in some off-road conditions. Please discuss your requirements with your Land Rover Dealer when selecting your vehicle and specification.



Front Lighting Pack

Includes headlamp, main beam and indicator lamp. Requires Moulding Kit LR008361.
 RHD - with headlamp levelling - VPLDV0001
 LHD - with headlamp levelling - VPLDV0003
 RHD - without headlamp levelling - VPLDV0002
 LHD - without headlamp levelling - VPLDV0004



Moulding Kit – Bright Silver Finish

LR008361
 Includes four bar grille and headlamp moulding surrounds.
Please Note: Not recommended for use with 9.5ti Electric Winch (VUB500820).



PIAA Driving Lamp Kit

LR006815
 High Performance Bumper Mounted Driving Lamps, with covers, suitable for all vehicles but not compatible with hinged lamp guards, front bumper step plates and Front Lighting Pack and Moulding Kit.



Hinged Lamp Guards – front pair
 STC53161



Hinged Lamp Guards – rear pair
 STC53157



Rear LED Lamps

Clear lens design. Three lamps per side required. Not compatible with rear Hinged Lamp Guards. Please see your Land Rover Dealer for further details.



Upgraded Performance Headlamp Bulbs – pair

VPLDV0061
 Enhanced light output.
 2007 Model Year vehicles onwards.



Worklight

RTC8921AA
 Enables your Defender to provide floodlight style illumination when working in reduced lighting conditions. Fits both 90 and 110 models. Switches, cables and brackets are supplied in the kit.

Hinged Lamp Guards

These hinged lamp guards will help protect front and rear lenses from flying stones and low-speed impact, with an opening feature to enable easy lamp cleaning. Constructed from durable, black nylon-coated steel with plastic 'P' clips to help prevent corrosion.

Hinged Lamp Guards - front pair - STC53161* Not compatible with Front Lighting Pack and Moulding Kit.
 Hinged Lamp Guards - rear pair - STC53157** For door mounted spare wheel. Not compatible with 235/265 tyres and Moulded Wheel Cover.
 Hinged Lamp Guards - rear pair - (not shown) - STC53158** Without door mounted spare wheel.
 Hinged Lamp Guard - single - (not shown) - STC50448** For door mounted spare wheel where Rear Access Ladder with lamp guard is fitted.

Fixed Lamp Guards

These sturdy mesh style lamp guards offer cost effective protection for front and rear lenses.

Single Front Lamp Guard fits 90 and 110 (not shown) 345985*
 Rear Lamp Guards, pair. Two sets required for each vehicle.
 Fits 90 and 110, except HCPU (not shown) VUB504110**

*Not compatible with Moulding Kit (LR008361).

**Not compatible with Rear LED Lamps.



A-Frame Protection Bar – non winch version - VPLPP0060*
A-Frame Protection Bar – winch version (not shown) - VPLPP0061*
 Manufactured from durable polymer, suitable for models with or without air conditioning.
 *Compliant to EEC Directive 2005/66.



Chequer Plate Protection Kit
 Features sill edge and rear corner protectors and two front bumper step plates. Defender 90SW, silver STC50245. Defender 110SW - except HCPU - silver (not shown) - STC50381. Defender 110SW - except HCPU - black (not shown) EBN500051. Defender 90SW - black (not shown) - EBN500050
Please Note: Front bumper step plates are not compatible with PIAA Driving Lamp Kit (LR006815).



Wing Top Protectors
 Manufactured in an aluminium chequer plate design, these enable access to roof racks and a potential viewing height advantage.
 Wing Top Protectors - silver LR005230 (2007 Model Year vehicles onwards)
 Wing Top Protectors - black (not shown) - LR005242 (2007 Model Year vehicles onwards).



Ribbed Aluminium Undershield
 LR008247 Provides under-engine protection when driving off-road.

Undershield – Old Style
 (not shown) - STC50437
 Aluminium blade with steel sub-structure.

Ribbed Aluminium Cover
 (not shown) - VPLDP0003
 Ribbed aluminium cover to update the old style Undershield (STC50437) to the new style (LR008247) using the existing brackets and fixings.



Side Protection Runners
 Black Finish - Defender 90 - LR008379
 Black Finish - Defender 110 (not shown) - LR008375
 The sturdy steel design enhances the appearance of your Defender as well as easing entry and exit. The moulded rubber footgrips ensure non-slip stability.



Side Protection Runners – Twin Tube
 Stainless Steel - Defender 90 - VPLDP0006
 Black Finish - Defender 110SW and Double Cab (not shown) - VPLDP0067
 Black Finish - Defender 90SW (not shown) - VPLDP0068



Folding Rear Step
 STC7632
 Original equipment pattern spring-loaded folding step for all Defender models.



Folding Side Step
 VPLDP0106
 Spring-loaded folding step makes access to the interior of your Defender easier. Supplied with fitting kit. For all Defender models.



Rear Step Bumper
 Makes access to the loadspace easy as well as offering added protection from minor knocks, and also incorporates a dual height tow bracket.
 Defender 90 - VPLDP0095 Defender 110 (not shown) - VPLDP0096



Sports Bar System*
STC7582

A high leg design which extends the carrying potential for a variety of equipment. The sports bars can accommodate a range of attachments, including roof boxes and special carriers for various sports equipment. Vehicle height when fitted 2,088mm (90SW) and 2,141mm (110SW). Load capacity 75kg.



Luggage Box*†
VPLVR0062

Opens from both sides. Lockable for security. External dimensions: 1,750mm long, 820mm wide, 450mm high. Volume 440 litres. Load capacity 75kg.



Sports Box*†
VPLVR0061

Can be mounted either side for kerbside opening in any country. Internal retention system for skis or other long loads. Lockable for security. External dimensions: 2,060mm long, 840mm wide, 340mm high. Volume 420 litres. Load capacity 75kg.



Aqua Sports Carrier*†
LR006846

Carries one surfboard or sailboard and mast, or one canoe or kayak. Load capacity 45kg.



Ski and Snowboard Carrier*†
LR006849

Lockable for security. Carries four pairs of skis or two snowboards. Incorporates slider rails for easy loading. Load capacity 36kg.



Luggage Carrier*†
LR006848

Load capacity 62.6kg.

Ratchet Strap

(not shown) - CAR500010

Nylon tie strap for securing items to the Sports Bar System, Luggage Carrier or Expedition Roof Racks. 5 metres long, 20mm wide, supplied individually.



Expedition Roof Rack System†

90 Hard Top/Station Wagon - VPLDR0063 110 Hard Top/Station Wagon (not shown) - VPLDR0064 110/130 Double Cab (not shown) - VPLDR0065 Heavy duty rack system secured by clamps to the roof gutter.



Two Part Rear Access Ladder

AGP710010

For use with Expedition Roof Racks VPLDR0063 and VPLDR0064.



Rear Access Ladder

STC50417

With integrated lamp guard. Not compatible with Rear LED Lamps.

*Sports Bar System (STC7582) is required for all Land Rover roof-mounted accessories. †Maximum permissible load capacity minus the weight of the roof mounted accessory.



Multi-height Tow Bar**

This cost-effective design gives a range of towing heights to suit different trailers and contains a towing armature, multi-height face plate and 50mm tow ball.

Defender 90 - LR006309

Defender 110 (except HCPU) (not shown) - LR006310

Defender 130 and HCPU - LR006312



Combination Tow Ball/ Jaw Unit**

LR008244

50mm tow ball and jaw combination for increased towing versatility and a 3,500kg capacity.

Tow Jaw*

(not shown) - KNB100640

With a 3,500kg capacity.



Tow Ball**

RTC8891AA

50mm Tow Ball.



Adjustable Tow Bar**

Copes with different trailer coupling heights without the need for any tools and comprises of a towing armature, sliding plate and security pin.

Defender 90 - LR007221. Defender 110 (not shown) - LR007222

Defender 130 and 110 HCPU (not shown) - LR007223

Locking Security Pin

(not shown) - STC53017 Provides security for adjustable slider plate.



Tow Strap

STC8919AA

Constructed from hard-wearing polyester webbing with a safety hook at each end, the tow strap will cope with loads of up to 3,000kg (6,600lb). Reflective stowage bag can double up as a warning flag if placed in the middle of the strap.



13 Pin Towing Electrics*

LR005919

European style towing electrics, capable of supplying all trailer rear lighting and interior equipment power, including fridge feed and battery charging.



'S' Type Towing Electrics*

(shown left) - LR005921

For use when additional trailer power is required. Capable of supplying interior lighting and equipment power including fridge feed and battery charging.

Please Note: Not compatible with standard fitted 12N sockets. Must be used in conjunction with 'N' Type Towing Electrics LR005920.

'N' Type Towing Electrics*

(shown right) - LR005920

Provides power for rear trailer lighting including rear lamps, brake lamps, direction indicators and high intensity fog lamp(s). Can also power a Lighting Board.

*These accessories are not suitable for Caravans, Trailers or Lighting Boards fitted with rear mounted LED Lamps.

**For information relating to load capabilities, please refer to page 33.



BABY-SAFE plus Infant Carrier*
VPLMS0007

For babies 0-13kg (birth to approximately 12-15 months). Includes sun/wind canopy. Padded machine washable cover. Must be installed with vehicle's three-point seat belt.




DUO plus Child Seat*
LR006637

For children 9-18kg (approximately 9 months - 4 years). One-pull, height-adjustable headrest and harness. Padded machine washable cover. Forward facing on rear seat. Includes top tether. Must be installed with vehicle's three-point seat belt.



KID plus Child Seat*
LR004940

For children 15-36kg (approximately 4 - 12 years). Seat belt guides correctly position seat belt. Three adjustable width positions. Improved side impact protection. Padded machine washable cover.



Recaro Front Seat Kit

Left-hand seat - VPLDS0036PUY
Right-hand seat (not shown) - VPLDS0035PUY

Heated seat with cloth seat facings and leather surround, featuring Land Rover and Recaro embossed logos. Installation kit included. Not compatible with vehicles fitted with a bulkhead or 90 bulkhead deleted vehicles with jack stowage brackets behind the front seats. Applicable VIN WA138480 110SW, 110 and 130 Double Cab and 9A773310 90 vehicles with bulkhead deleted. Compatible with vehicles fitted with heated seat option. Supplied individually.

Waterproof Seat Covers - front pair
(not shown) - VPLDS0038
Provides protection for your Recaro seats.

Waterproof Seat Covers**

Protects seats from water, mud, wet and general wear and tear. Easy to fit, and when not in use, the covers can be stored away in their own carry bag. Seat covers have been treated to meet automotive flammability standards.

- Waterproof Seat Covers - black - 1st row - VPLDS0011
- Waterproof Seat Covers - black - 2nd row 110 (not shown) - VPLDS0012
- Waterproof Seat Covers - black - 2nd row 90, 3rd row 110 (not shown) - VPLDS0013
- Waterproof Seat Covers - black - 2nd row, 110 Double Cab and 130 Double Cab (not shown) - VPLDS0148



Audio Connectivity System

LR007467
Lead installation to integrate iPod nano® Gen 1, 2 and 3, iPod® 30 + 60 + 80Gb, iPod® classic, iPhone® and iPod touch® into the vehicle audio speaker system. iPod® not included.

Radio and Single CD
(not shown) XQE500350
Radio, Single CD and MP3 Connectivity
(not shown) XQE500360

TOURING ACCESSORIES

Warning Triangle
(not shown) - KCC500021
Vital in emergencies and a legal requirement in much of mainland Europe. Supplied in its own moulded storage box.

First Aid Kit
(not shown) - STC7642
Aids in the treatment of cuts and grazes.

Fire Extinguisher
(not shown) - STC8529AA
1kg Powder Extinguisher. Supplied with mounting bracket.

Fire Extinguisher
(not shown) - STC8138AB
2kg Powder Extinguisher. Supplied with mounting bracket.

Touch-up Paints
(not shown)
A comprehensive range of touch-up paint sticks and aerosols to help your Defender look as good as new despite those minor chips and scrapes. Please see your Land Rover Dealer for further details.

iPod, iPod nano, iPod classic, iPod touch and iPhone are trademarks of Apple Inc. registered in the US and other countries.
*Children are safer when correctly restrained in the rear of a vehicle. All seat cover patterns and colours are periodically updated.
**2007 Model Year vehicles onwards, includes Waterproof Head Restraint Covers.



Rigid Loadspace Protector*

Manufactured from a tough acrylic material, moulded to fit the contours of the loadspace area.

Loadspace Protector, for 90SW/HT (shown) and 110SW/HT (not shown) not compatible with 2nd row 90 and 3rd row 110 seats fitted - LR005081



Cargo Barrier*

Designed to prevent cargo and luggage from entering the passenger compartment. Manufactured in black nylon coated steel and easy to remove when not required.

Cargo Barrier - 110SW - LR006447
 Cargo Barrier - 90/110HT (not shown) - LR006785
 Cargo Barrier - 90SW (not shown) - LR006448

Please Note: ECE R17 compliant.



Cubby Box

LR008788

This strong, useful, cubby box is designed to fit between the front seats. Trimmed in black vinyl. Includes moulded dual drinks holder and fixings.



Rubber Mats

Moulded to fit footwell areas, these mats feature a perimeter wall design that helps prevent spillage of mud and water from reaching the interior carpet.

Front Footwell Rubber Mats*

LR005039 (2007-2011 Model Year vehicles only).
 VPLDS0147 (not shown) (2012 Model Year vehicles onwards).



Rear Footwell Rubber Mats*

Defender 110SW (2nd row) and Double Cab - LR005041
 Defender 130 Double Cab/HCPU (2nd row) (not shown) - LR005042



Loadspace Rubber Mat*

Protects the loadspace floor from water, mud and general wear and tear.

Defender 110SW (with 3rd row seats) - LR005040
 Defender 110SW (without 3rd row seats) (not shown) - LR005613
 Defender 90SW (with 2nd row seats) (not shown) - LR005615
 Defender 90HT (not shown) - LR005614

*2007 Model Year vehicles onwards.



9.5ti Electric Winch*
VUB500820

Rated capacity of 9,500lb/4,310kg. 38 metres x 8mm diameter wire rope. This powerful electric winch is designed to fit easily to the front of your Defender, even if the air conditioning option is fitted. Offering maximum reliability for all general winching and self recovery requirements, the winch is available as a complete vehicle kit, ensuring specification and installation are straightforward.

Features include:

- Fully reversible power for two-way winching
- Remote control operation, with 3.7 metres/12 feet cable
- Fully automatic load actuated braking system
- Tough replacement bumper/winch mounting designed to cope with heavy duty usage
- Sealed-for-life, water resistant winch gear housing
- Kit includes winch, mounting brackets, remote control, electrics safety cut-out switch and fixings.



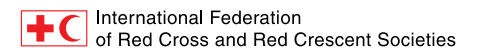
Winch Accessory Kit
STC53202

Includes strap, snatch block, two shackles, heavy duty gloves and a storage bag.

*Not recommended for use with Moulding Kit (LR008361).



IN SUPPORT OF



At Land Rover we do this by investing in four key areas:



e_TERRAIN TECHNOLOGIES. EFFICIENT POWER SYSTEMS, LIGHTWEIGHT STRUCTURES, REDUCED EMISSIONS

A joint £800m investment into new technologies designed to reduce CO₂ emissions and improve fuel consumption. We are targeting a 25 percent reduction in joint fleet average tailpipe CO₂ emissions by 2015, as part of our carbon management plan. The all-new Range Rover Evoque and Freelander 2 vehicles include innovative stop start technology (on the diesel manual gearbox) and Intelligent Power System Management (IPSM) with regenerative braking, just two examples of e_TERRAIN TECHNOLOGIES that reduce our vehicles carbon footprint. What's more, Range Rover's Adaptive Dynamics System constantly monitors vehicle performance, to enhance driving and emissions efficiencies.

FACT
We will use life cycle assessment to understand the environmental impact of our vehicles, including the use of e_TERRAIN TECHNOLOGIES, beginning with Range Rover Evoque.



SUSTAINABLE MANUFACTURING. USING FEWER RESOURCES AND CREATING LESS WASTE

World class manufacturing facilities, certified to ISO14001 since 1998. As a company we are targeting a 25 percent reduction in operating CO₂ emissions by 2012, 25 percent in waste to landfill and 10 percent in water consumption, based on 2007 levels. Our activities include factory energy efficiencies, cutting transport miles and the carbon offset of all CO₂ emissions from manufacturing assembly. But it doesn't stop there. Every new vehicle is designed to be 85 percent recyclable and reusable, in addition 95 percent recoverable and reusable, with 10 percent specifically for energy recovery.

FACT
Turning waste food into energy in a trial at our headquarters in Gaydon, has diverted 43 tonnes of waste from landfill and saved 3.7 tonnes of CO₂ emissions.



CO₂ OFFSETTING. INVESTING IN RENEWABLE ENERGY, TECHNOLOGY CHANGE AND ENERGY EFFICIENCY PROJECTS

For every tonne of CO₂ emitted during the manufacturing assembly of all our vehicles, Land Rover invests in carbon reduction projects that reduce an equivalent tonne of CO₂ elsewhere. In addition, we enable our customers to offset their first 45,000 miles/72,000 km of driving in their new vehicles. We do this in the UK as well as countries in Europe, the Middle East and Asia. Independently administered by ClimateCare and Forum for the Future, CO₂ offsetting allows us to take action now, to reduce our impact on the environment, as part of our integrated carbon management plan.

FACT
We plan to offset approximately 3,000,000 tonnes of CO₂ emissions by 2012.



CONSERVATION AND HUMANITARIAN PARTNERSHIPS. WORKING PARTNERSHIPS FOR CONSERVATION AND SOCIETY'S GAIN

Our vehicles are designed for purpose, so are used by conservation and humanitarian organisations worldwide. Working with our five Global Conservation partners and the International Federation of Red Cross and Red Crescent Societies (IFRC), Land Rover is proud to support the important work of the Royal Geographical Society (with IBG), The Born Free Foundation, Earthwatch Institute, Biosphere Expeditions and the China Exploration and Research Society.

FACT
In 2010 Land Rover launched a new three-year global initiative with the IFRC entitled 'Reaching Vulnerable People Around the World'. Land Rover has supported the IFRC's life saving work since 2007 and to date has given over £4m in vital funding and vehicle support to help vulnerable people around the world.

www.landrover.com



OFFICIAL VEHICLE

Land Rover is the Official Vehicle of Rugby World Cup 2011 in New Zealand and Rugby World Cup 2015 in England. Land Rover will supply vehicles to support the organisers, teams and officials.

TM © Rugby World Cup Limited 2008.

IMPORTANT NOTICE: This publication is intended for international usage and whilst Land Rover take the utmost care in ensuring that all details in the publication are correct at the time of going to press, we are constantly striving for improvement and therefore reserve the right to alter specifications and equipment without notice. Details of specifications and equipment are also subject to change to suit local market conditions and requirements, and not all products are available in every market. Some vehicles are shown with accessories or optional equipment fitted.

All Land Rover Approved Accessories Fitted by a Land Rover Dealer within one month or 1,600 kilometres/1,000 miles (whichever occurs first) of the handover of a new registered vehicle will benefit from the same warranty terms and period of cover as the vehicle warranty. Accessories purchased outside of these parameters will be subject to 12 month unlimited mileage warranty. All Land Rover Approved Accessories are rigorously tested to the same exacting standards as those applied to our vehicles. Performance in extreme hot and cold temperatures, corrosion resistance, impact and airbag deployment highlight some of the exhaustive product testing carried out to ensure accessories are both durable and importantly, continue to comply with current legislation. All our accessories are designed to be an integral part of Land Rover vehicles. While many items such as roof carriers are simple to fit, some products require specialist tools and diagnostic equipment to ensure correct integration with the vehicle structure and electrical systems. These products vary from market to market, please consult your Land Rover Dealer who will be pleased to advise you on current specifications and any query you may have. Distributors and Dealers are not agents of Land Rover and have absolutely no authority to bind Land Rover to any express or implied undertaking or representation.

The colours reproduced here are subject to the limitations of the printing process and may therefore vary slightly from the actual vehicle. The company reserves the right to alter or withdraw any colour finish without notice. Some of these colours may not be obtainable in your country. Please check availability of colours and current specifications with your Land Rover Dealer.

LAND ROVER Registered Office:
Banbury Road, Gaydon, Warwick CV35 0RR, United Kingdom.
Registered in England and Wales: Number 4019301
www.landrover.com



Vehicle shown above is accessorised with Expedition Roof Rack System, Two Part Rear Access Ladder, Raised Air Intake, Front Lamp Guards, 16 inch 5-Spoke Alloy Wheels - Dual Finish, Front Mudflaps, Multi-height Tow Bar, Combination Tow Ball/Jaw Unit and Folding Side Step.



BY APPOINTMENT
TO HM THE QUEEN
MANUFACTURERS OF
LAND ROVER VEHICLES
LAND ROVER, WARWICK



BY APPOINTMENT
TO HRH THE DUKE OF EDINBURGH
MANUFACTURERS OF
LAND ROVER VEHICLES
LAND ROVER, WARWICK



BY APPOINTMENT
TO HRH THE PRINCE OF WALES
MANUFACTURERS OF
LAND ROVER VEHICLES
LAND ROVER, WARWICK



GO BEYOND