

ISUZU D-MAX  
**BLADE**



[isuzu.co.uk](http://isuzu.co.uk)

**ISUZU**  
THE PICK-UP  
PROFESSIONALS





## THE PERFECT PARTNER

---

If you are looking for a perfect combination of hard wearing dependability and style then look no further than the Isuzu D-Max Blade. A thoroughly modern pick-up, the Isuzu D-Max Blade is an outstanding vehicle truly fit for purpose.

Solidly built, the Blade lifts the no nonsense Isuzu D-Max to a whole new dimension. Sitting on a hefty steel ladder-frame chassis, with 4x4 shift-on-the-fly and an exceptional 2.5 litre 163bhp twin-turbo diesel engine, this is a tough vehicle with an enviable reputation. There's no compromise on comfort and style, both inside and out.

As the Pick-Up Professionals, we understand the importance of a pleasurable driving experience no matter what demands are placed on a vehicle, and the Isuzu D-Max Blade delivers just that. Carefully crafted to offer you unrivalled capability, this no-compromise vehicle is for work and for life.

isuzu.co.uk     



# THE D-MAX BLADE DIFFERENCE

THE PREMIUM CHOICE FOR EVERY REASON.

## LUXURIOUS

A powerful vehicle does not have to be uncomfortable. The interior has been beautifully fitted, soft enough for comfort, yet still designed for longevity. Packed with everything you need to ensure a pleasurable journey.

## CAPABLE

With an incredible towing capacity of 3.5 tonnes, the Isuzu D-Max is class-leading. Together with a 2.5 litre twin-turbo common-rail diesel engine delivering 163 PS (400 Nm of torque) and 4x4 shift-on-the-fly, the Isuzu D-Max Blade is a force to be reckoned with.

## RELIABLE

For complete peace of mind, all new Isuzu D-Max models come with a 5 year (or 125,000 miles) warranty (whichever occurs first).





# CHOSEN TO PERFORM

IT TURNS HEADS, BUT IT'S A D-MAX AT HEART.



## 4X4 SHIFT-ON-THE-FLY

The Isuzu D-Max Blade makes every journey a pleasure, whether in town or in country.

A turn of a dial mounted behind the gearstick engages four-wheel drive. Another turn selects low gears and lets you automatically crawl up and over whatever is in front of you.

Clever suspension cushions the ride without depriving you of that essential 'feel' for whatever you are driving over and hill descent is controlled by automatic engine braking.



## TWIN TURBO ENGINE

Our re-engineered 2.5 litre twin-turbo common-rail diesel engine produces 163 PS maximum power and delivers 400 Nm of torque between 1,400 and 2,000 rpm.

That and it's 3.5 Tonne Towing Capacity makes the Isuzu D-Max Blade the perfect work-mate.



## SUPERIOR FUEL ECONOMY

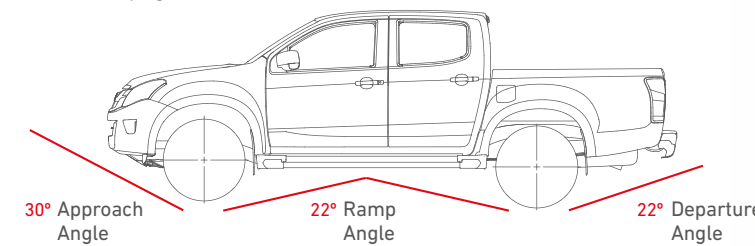
**38.7**  
**MPG**  
COMBINED  
CYCLE

**CO<sub>2</sub>**  
**EMISSIONS**  
192 G/KM



## OFF-ROAD CAPABILITY

For full information regarding dimensions and capacities, see back page of brochure.



2.5 Litre Twin Turbo Charged Engine





# LOADED WITH EXTRAS

THE PREMIUM CHOICE FOR EVERY REASON

With an extensive range of external features, the Isuzu D-Max Blade stands out as the premium pick-up of choice. Available in Pearl White or Cosmic Black, the Isuzu D-Max Blade not only looks the part, when it comes to a hard day's work, it is the part.

**Available in manual and automatic transmission as:**


- 4x4 Double cab

**Available in:**


- Cosmic Black Mica
- Pearl White



Pearl White



Cosmic Black Mica



## TRULY INDIVIDUAL

- Colour coded Aeroklas leisure canopy or black 'Mountaintop' roller cover with rear style bar

## MAKE A STATEMENT

- 5 x 18-inch shadow alloys with Pirelli Scorpion ZERO tyres
- Tinted windows
- Dark grey front grille
- Black rear bumper
- Cosmic black door handles
- Cosmic black folding door mirrors

## FIT FOR PURPOSE

- Isuzu under-rail bed liner
- Black rear bumper
- Tailgate damper
- Heavy duty side steps
- Black roof bars





# THE ULTIMATE EXPERIENCE

## WHO SAYS YOU CAN'T HAVE IT ALL?

Uncompromising performance does not mean that you have to compromise on comfort or style. Inside our pick-ups, the emphasis is on allowing the passengers to relax and the driver to feel at ease behind the wheel.

The Isuzu D-Max Blade wraps you in comfort with its premium leather interior, heated front seats, and steering wheel with integrated audio and cruise controls.

### STAY IN CONTROL

- Management information display
- Steering wheel audio and cruise controls
- Climate control

### FOR YOUR ENTERTAINMENT

- Pioneer AVIC-F960 DAB navigation system including rear camera
- 8 speakers which include 2 roof mounted exciter speakers

### TOTAL COMFORT

- Premium black leather interior
- Heated front seats

### ATTENTION TO DETAIL

- Piano black interior
- Isuzu D-Max scuff plates
- Black roof lining
- Blade branded carpet mats



# CHOOSE YOUR BLADE

BLADE ALLOWS YOU TO CHOOSE FROM A LOCKABLE COLOUR CODED AEROKLAS LEISURE CANOPY OR A LOCKABLE BLACK MOUNTAINTOP ROLLER WITH BLACK REAR STYLE BAR, INCLUDED IN THE PRICE.

ISUZU D-MAX BLADE showing black MountainTop roller cover with black rear style bar




CHOOSE FROM ONE OF THE FOLLOWING OPTIONS:

	COSMIC BLACK	PEARL WHITE
Black MountainTop roller cover with black rear style bar	■	■
Colour coded Aeroklas leisure canopy	■	■



Pearl White

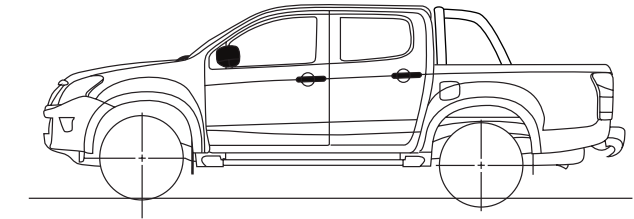


Cosmic Black Mica

ISUZU D-MAX BLADE showing colour-coded Aeroklas leisure canopy




OPTION 1



Isuzu D-Max Blade showing black MountainTop roller cover with black rear style bar.

OPTION 2



Isuzu D-Max Blade showing colour-coded Aeroklas leisure canopy.

# VEHICLE SPECIFICATIONS

## ISUZU D-MAX BLADE

### EXTERIOR

Integrated fuel filler cap	■
Daytime running lights	■
5 x 18-inch Shadow alloys with Pirelli Scorpion ZERO tyres	■
Body coloured bumpers	■
Locking wheel nuts	■
Cosmic black door handles	■
Black roof bars	■
Cosmic black tailgate handle	■
Black rear bumper	■
Dark grey front grille	■
Cosmic black folding heated door mirrors with side indicator repeaters	■
Projector headlamps	■
Heavy duty side steps	■
LED rear lights	■
Rear load liner	■
Tinted windows	■
Spare wheel cradle	■
Choice of colour coded Aeroklas leisure canopy or black 'MountainTop' roller cover with rear style bar	■
Tailgate damper	■
<b>SAFETY &amp; SECURITY</b>	
ABS + ESC + TCS	■
Door-open warning light	■
Front, side & curtain airbags	■
Height-adjustable front seatbelts	■
Three-point rear seatbelts	■
Security-etched glass	■
Insurance-approved immobiliser	■
Remote central locking	■
<b>ENTERTAINMENT</b>	
CD/DAB+ radio with time-shift functionality, with USB/SD/iPod®/Bluetooth® connectivity	■
Eight speakers which include two roof mounted exciter speakers	■
Pioneer AVIC-F960 DAB navigation system including rear camera	■

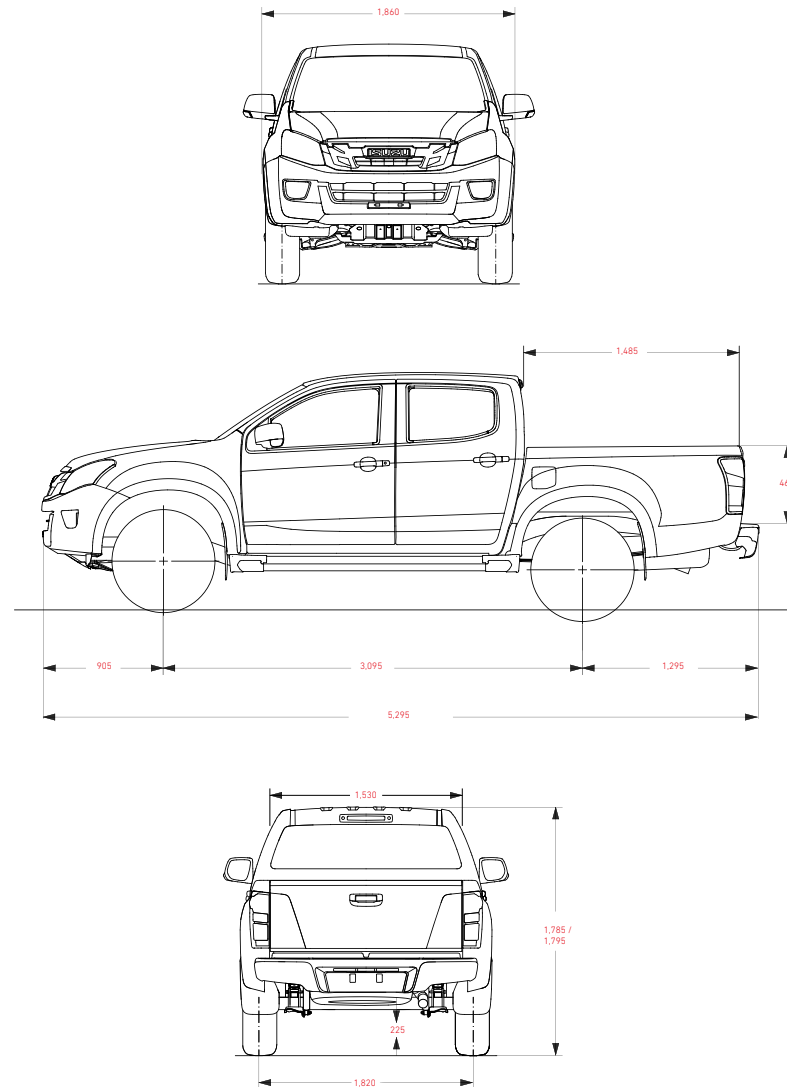
## ISUZU D-MAX BLADE

### INTERIOR

Front electric windows	■
Rear electric windows	■
Low fuel warning light	■
Rev counter	■
Automatic climate control	■
Air circulation system	■
Accessory power point	■
Cigarette lighter socket	■
Front door cup holders	■
Driver and passenger sun visors	■
Height adjustable front headrests	■
Height adjustable rear headrests	■
Reclining front seats	■
Heated rear screen	■
Height adjustable steering wheel	■
Height adjustable driver's seat	■
Heated front seats	■
Carpet floor trim	■
Front seatback map pockets	■
Centre rear armrest	■
Rear heating ducts	■
Leather steering wheel	■
Steering wheel audio controls	■
Steering wheel cruise controls	■
Management information display	■
Driver and passenger reading lights	■
Courtesy light delay function	■
Premium black leather interior	■
Blade branded carpet mats	■
Isuzu D-Max scuff plates	■
Piano black interior trim	■
Black roof lining	■

## BLADE DIMENSIONS 4X4 DOUBLE CAB

All measurements in millimetres



Vehicle dimensions vary according to the types of optional equipment fitted.

# TECHNICAL SPECIFICATIONS

## ISUZU D-MAX BLADE MANUAL

		ISUZU D-MAX BLADE MANUAL	ISUZU D-MAX BLADE AUTOMATIC
<b>ENGINE</b>			
Variant/version		TFS86 Man	TFS86 Auto
Engine type		4JK1	4JK1
Capacity/power		2.5 litre/163 PS diesel	2.5 litre/163 PS diesel
Type		DOHC	DOHC
Construction		Cast iron cylinder block and aluminium head	
Arrangement cylinders		4 in-line	4 in-line
Firing order		1-3-4-2	1-3-4-2
Valves (4 per cylinder)		16	16
Bore	mm	95.4	95.4
Stroke	mm	87.4	87.4
Compression		17 +/- 0.6	17 +/- 0.6
Engine capacity	cm <sup>3</sup>	2499	2499
Net power	kW	120@3600	120@3600
Net power	PS	163.15@3600	163.15@3600
Torque	Nm	400@1400-2000	400@1400-2000
Torque	lb/ft	295@1400-2000	295@1400-2000
Top speed	mph	112	112
Idle speed		700 +/- 25	700 +/- 25

## EMISSIONS

		Euro Stage5+	Euro Stage5+
Emissions class		Euro Stage5+	Euro Stage5+
Fuel tank capacity	litres (Gal)	69 (15.18)	69 (15.18)

## FUEL CONSUMPTION L/100 KM (MPG)\*

		8.9 (31.7)	10.5 (26.9)
Urban cycle		8.9 (31.7)	10.5 (26.9)
Extra urban cycle		6.4 (44.1)	7.2 (39.2)
Combined cycle		7.3 (38.7)	8.4 (33.6)
CO2 emissions	g/km	192	220
Maximum vehicle speed	Km/h (mph)	180 (111.78)	180 (111.78)

## GEAR RATIOS

		5.232	3.52
1		5.232	3.52
2		2.644	2.042
3		1.606	1.400
4		1.219	1.000
5		1.000	0.716
6		0.728	N/A
Reverse		4.525	3.224
Final drive		3.071	3.727

## ISUZU D-MAX BLADE MANUAL

		ISUZU D-MAX BLADE MANUAL	ISUZU D-MAX BLADE AUTOMATIC
<b>DIMENSIONS</b>			
Length	mm	5295	5295
Width	mm	1860	1860
Height	mm	1785	1785
Front overhang	mm	905	905
Rear overhang	mm	1295	1295
Wheelbase	mm	3095	3095
Wading depth	mm	600	600

## 4X4 DETAILS

		225	225
Ground clearance	mm (rear axle)	225	225
Approach angle	Degrees	30	30
Departure angle	Degrees	22	22
Ramp angle	Degrees	22	22
Tilt angle	Degrees	49	49

## WEIGHTS

		1970	1975
Kerb weight**	kg	1970	1975
Gross vehicle weight	kg	3050	3050
Payload	kg	1080	1075
Maximum front axle	kg	1350	1350
Max rear axle	kg	1870	1870
Trailer weight braked	kg	3500	3500
Trailer weight unbraked	kg	750	750
Nose weight	kg	245	245
Gross train weight	kg†	6000	6000

## WHEEL, TYRE AND TURNING

		255/60 R18	255/60 R18
Tyres		255/60 R18	255/60 R18
Wheels		18x8.5 J	18x8.5 J
Min. turning circle (m) dia. (radius) kerb to kerb		12.2	12.2

\*MPG figures are official EU test figures for comparative purposes and may not reflect real driving results.

†Gross Train Weight (GTW). The total permissible all-up weight of a rigid vehicle together with trailer and load. Trailers of the above capacities should be used within the plated GTW. Dependant on the drive line combination and payload carried by the prime mover, it may not be possible to tow trailers of the maximum capabilities mentioned.

\*\*Kerb weights vary according to the types of optional extras fitted.





[isuzu.co.uk](http://isuzu.co.uk)



Isuzu (UK) Ltd reserve the right to change specifications and equipment without notice. Details of specifications and equipment mentioned or shown in this brochure may be subject to change. Features and specification may vary in appearance and/or availability. Accessories and equipment shown in this brochure have been used for illustrative purposes only. 5 year/125,000 miles (whichever occurs first) warranty applies to all new Isuzu D-Max models. Terms and conditions apply. See [isuzu.co.uk](http://isuzu.co.uk) for full details. Please enquire at your local Isuzu dealer for details on available models and their specifications.

Part No. IB516

**ISUZU**  
**THE PICK-UP**  
**PROFESSIONALS**