

ISUZU
THE PICK-UP
PROFESSIONALS

RANGE BROCHURE



ISUZU D-MAX

DISCOVER THE ISUZU D-MAX:





Versatile



Dependable

Deciding to enter the Dakar rally isn't something that's done lightly. As one of the most gruelling races on earth, the Isuzu D-Max proves just how capable it really is by racing across deserts, scaling mountains and taking on the winding back roads of the Peruvian wilderness. A vehicle that never says no to a challenge, and gets you where you need to go, no matter what stands in your way.

Not only does the Isuzu D-Max come with high levels of spec but also a class-leading towing weight of 3.5 tonnes, our best emissions levels yet and we've introduced the extended cab model. Versatile and built for your every need. A trusty work-horse that won't let you down, whatever comes your way. This is the Isuzu D-Max.

The Isuzu D-Max picks up where others leave off. Re-defining levels of toughness, safety and muscular new styling, you'll find a vehicle you can depend on. From winding A-road to demanding apex, the Isuzu D-Max delivers and with a 5 year warranty, peace of mind comes as standard.



THE PICK-UP PROFESSIONALS:

The name Isuzu comes from the Isuzu River in Japan and when translated into English, means 'fifty bells' – the reason later models were called Bellel and Bellet – much smaller models than the modern Isuzu pick-ups of today. These early models then paved the way for the famous Trooper and Rodeo ensuring that Isuzu's place in automotive history was assured and that today, Isuzu are known as the pick-up professionals.

DELIVERING THE POWER:





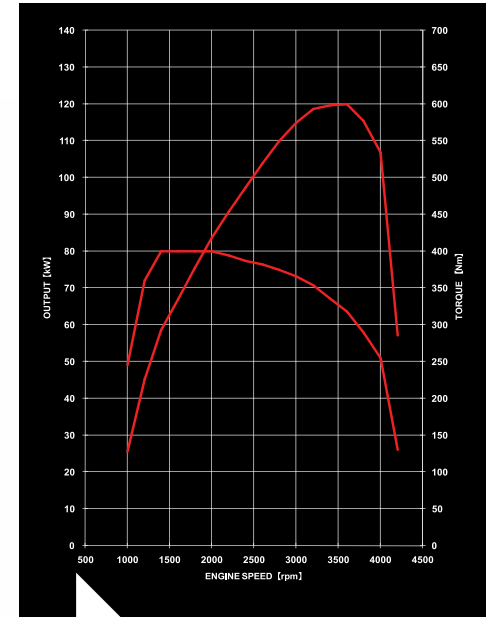
**A loyal business partner
who always pulls its
weight and then some.
That's the Isuzu D-Max.**




**2.5 Litre Twin Turbo
Charged Engine**

Designed for working, not shirking thanks to a 2.5-litre twin-turbo engine. The Isuzu D-Max delivers 400 Nm of readily accessible torque and 163 PS maximum power. This means loads of oomph for the motorway and the power to pull loads too; up to a class-leading 3.5 tonnes.

With suspension designed to take a heavy load and deliver superior levels of comfort, you can put your foot down without compromise. This along with an impressive 4x4 system that sends power to the wheels that need it most, means the Isuzu D-Max is the perfect partner for any task.



Euro5 Performance Curve



**Twin-turbo maximises vehicle
performance and fuel efficiency**

DEALING WITH THE UNEXPECTED:





Large front brake with ventilated disc

Delivering high standards of safety, the Isuzu D-Max comes with dual front, side and curtain airbags as standard across the range. Peace of mind also comes from an energy absorbing front section and side impact anti-intrusion bars, so the Isuzu D-Max offers protection for you and your passengers.

Dual front, side and curtain airbags

A tough cabin structure, ISOFIX attachment points for a child seat, Electronic Stability Control (ESC), Traction Control System (TCS) and ABS with Electronic Brake Assist (EBA). Add in daytime running lights and new LED rear combination-lamps for maximum visibility, and you're prepared for anything.

No matter how tough, the unexpected can happen and the Isuzu D-Max is more than equipped to cope.

Daytime running lights



DRIVING PERFORMANCE:





The change to a new Isuzu D-Max couldn't be smoother. With 4x4 shift-on-the-fly, and a choice of six speed manual or five speed automatic transmission with sequential shift, you'll find that a pick-up can be geared to your every driving need.



Class-leading aerodynamics

Developed with go-anywhere capability, a rotary dial mounted behind the gearstick allows you to engage four-wheel-drive with one twist of the wrist. Turn the same dial again to select the low-range gears, and let the engine automatically climb up and over whatever lies in front of you. Automatic engine braking provides a very

impressive hill descent control. Reduced noise in the cabin also means a quiet ride whilst out on the tarmac too. Add in refined suspension and any journey is a pleasure, whether its a long-distance trip down the motorway or a short and sweet drive across the fields, the Isuzu D-Max performs like a pro.



Five speed automatic transmission with sequential shift



4WD shift-on-the-fly system

DEMAND MORE FROM YOUR PICK-UP:





Never one to rest on its laurels and risk being called a lightweight, the Isuzu D-Max has raised the bar and now boasts up to 3.5 tonnes of pulling power.

Demonstrating its heroic abilities, the Isuzu D-Max is now a class-leader in the pick-up segment. This makes it the vehicle of choice for business and recreational users alike.

With a towbar built to tow 3.5 tonnes and optional reversing camera available, it means hitching-up your trailer is easy. While electronic stability control ensures exceptional handling.



3.5 tonne towing capacity



DELUXE COMFORT LEVELS:



RT



Leather heated front seats and electric drivers seat comes as standard on the Utah




When it comes to interior comfort levels, the Isuzu D-Max range pulls out all the stops. In fact, you'll find many features more akin to a premium passenger car, let alone a pick-up.



Drive away with all the usual creature comforts as standard across the range. With plenty of storage, driver and passenger cup holders, air conditioning, reclining seats and electric

windows to name but a few. Plus, added luxuries such as leather seats as standard on our premium Utah model means the Isuzu D-Max is everything you need and more to make any journey a pleasure.



Dual function storage compartment and cup holder



Glove compartment (lower) and article storage compartment (upper)

DYNAMIC TECHNOLOGIES:



You work hard, you deserve to play hard. From electric heated seats to shift-on-the-fly 4x4 systems and instrument panels that light up your knowledge as well as your dashboard, you'll find spec and tech in abundance.



Steel timing chain

The Isuzu D-Max utilises a steel timing chain for long-lasting durability and is proven to be more reliable than a standard timing belt. That means you can put the Isuzu D-Max through its paces safe in the knowledge that it's built to take some punishment.

Sure-footed handling

At Isuzu, safety is our priority and the Isuzu D-Max reaps the benefits of the policy. You'll have the extra assurance of Electronic Stability Control (ESC), Traction Control System (TCS) and ABS with Electronic Brake Assist (EBA) to help make sure that when the weather turns, your truck does too. Drive with confidence knowing that the Isuzu D-Max is fully loaded with safety technology.



Class-leading towing

All 4x4 models of the Isuzu D-Max come with class-leading 3.5 tonne towing capacity. This impressive load-lugging competence provides plenty of power to help you get the goods to their final destination, wherever that may be.



Twin turbo engine

This is a significantly re-engineered 2.5-litre twin-turbo common-rail diesel engine. Producing 163 ps (120 kW) at 3,600 rpm and 400 Nm of torque between 1,400 and 2,000 rpm. This engine delivers a 20% increase in power and 43% rise in torque, compared with the previous engine.




Electric and heated seats

The Utah comes with electric controls to adjust the driver's seat angle, seat height and distance from the dash. The Utah also comes with leather interior and heated seats so cold winter mornings are a little easier to take.



Superior fuel economy

The Isuzu D-Max engine is one of the cleanest powertrains available in the pick-up segment, with CO₂ emissions of 194 g/km and class-leading fuel economy of 38.2 mpg*. This means the new engine meets stringent Euro5 emissions standards.



Tachograph Compatible

We know that to you, your business is everything and that's why we make our vehicles digital tachograph ready. The tachograph keeps a record of speed, distance travelled and the time spent at the wheel so you can keep track of the day-to-day. We aim to make your journeys and jobs as trouble-free as possible. That's why we're the pick-up professionals.



4x4 shift-on-the-fly system

Developed with go-anywhere capability, a rotary dial allows you to engage four-wheel-drive with one twist of the wrist. Turn the dial again to select low-range gears, and let the engine automatically crawl up and over whatever you put in front of it. Plus automatic engine braking provides impressive hill descent control. Clever suspension cushions even the rockiest of roads too, so you can relax wherever you are.



Steering wheel audio control & Bluetooth® technology

Just because the Isuzu D-Max is a working vehicle, doesn't mean you can't have fun with it too. Yukon and Utah derivatives come with steering wheel controls which allow you to select your favourite track and turn it up at your convenience. Bluetooth® hands free also allows you to keep the lines of communication open without taking your hands off the wheel.



Bluetooth®

All Isuzu D-Max vehicles come with full Bluetooth® compatibility. That means you don't have to spend the extra to ensure you are contactable, no matter where you are in the UK. This adds to the ever growing list of standard kit and safety features the Isuzu D-Max boasts.



5 year warranty

We have so much confidence in our product that we offer all Isuzu D-Max owners an extended warranty on their pick-up, for up to a total of 60 months or 125,000 miles (whichever occurs first). It means you can be sure that your Isuzu D-Max will be free of defects during the warranty period. That's a load off your mind.



Window jam protection

At Isuzu, safety was at the forefront of our mind when we developed the Isuzu D-Max. Our window jam protection system ensures nothing can be trapped or damaged by the power windows, be it children's fingers, a dog trying to get a better view or a piece of cargo that falls into the firing line. Sensors detect resistance and stop the window in its tracks, a little feature that can make all the difference.



Rear parking aid

Standard on the Isuzu D-Max Utah and an optional extra across the rest of the range, the rear parking aid means you can reverse with confidence. Great for use in conjunction with the reversing camera. The parking aid alerts you to approaching obstacles, so you never have to worry about taking it a little too far when manoeuvring into tight spaces.

Side access panel

The extended cab variant was designed from the ground up as a pick-up. To create this space-making design, our engineers developed a second-row, rear-hinged door, also known as the side access panel (SAP) on each side of the vehicle. As a result, users have uninterrupted access to the side of the cabin, ideal when loading large items behind the front seats. The side access panels can be opened from both inside and outside the vehicle.



Instrumental panel with multi-information display

The multi-information-display, or MID, is a clever tool that allows you to monitor your pick-up. Statistics on distance travelled, mileage, MPG and average speed can be accessed at the touch of a button. So you can keep an eye on your pick-up's performance and know which service station to stop at next. Available on Yukon and Utah models.



Euro5-compliant emissions level PM indicator

The Euro5 emission indicator allows you to keep track of your environmental impact while out on the road. As a compliant vehicle, the Isuzu D-Max means you can be kinder to the environment without having to even think about it.



DESIGNED FOR YOU EVERY NEED!



OUR

We stock a vast selection of accessories specifically designed for your Isuzu D-Max, so you can make your truck your own with ease. Visit isuzu.co.uk/accessories to see the full range and download an accessories brochure.



17" Black Alloy Wheel



Aeroklas ABS Smooth Finish Hard Lid



Bed X-Tender



Aluminium Cycle Carrier



Front Bumper Guard



Carryboy Gullwing Commercial Canopy



Sliding Bed Tray



Reversing Camera and Screen Kit


**DESIGNED TO FIND
A TRACK:**



D



Standard Audio console for Yukon and Utah models



Isuzu surround sound with roof-mounted 'Exciter' speakers

Decide the soundtrack to your journey, with steering wheel mounted audio controls, an iPod® music function, Bluetooth®, 'Exciter' speakers (on selected models) and radio system. Then you can sing along to your favourite tunes all day long. We also offer a Multi-Media and Sat Nav Kit, fully integrated with screen, providing

European map coverage, traffic information and Parrot Bluetooth® wireless telephony. Plus there is an option to add a reversing camera to any of our vehicles. Yukon and Utah models come with the option of a Vision Pack upgrade which includes all these useful extras as standard. With so many options and features, you'll never have to ask for directions again.

You're never far from a friendly voice in an Isuzu D-Max. Whether you're taking a steer from the Sat Nav or tapping along to some soft rock, the only indecision will be in which musical direction you want to go.

Optional Multi-Media and Sat Nav Kit



THE UTILITY RANGE:

4x2 SINGLE CAB



4x4 SINGLE CAB



EXTENDED CAB



DOUBLE CAB



STANDARD EQUIPMENT ACROSS THE RANGE

SAFETY & SECURITY

- ABS + ESC + TCS
- Door-open warning light
- Front, side and curtain airbags
- Height-adjustable front seatbelts
- Three-point rear seatbelts (extended cab and double cab)
- Security-etched glass
- Insurance-approved immobiliser

EXTERIOR

- Integrated fuel filler cap
- Daytime running lights
- 15-inch steel wheels (4x2 single cab)
- 16-inch steel wheels (4x4 models)

ENTERTAINMENT

- RDS radio with iPod®/USB/ Bluetooth® connectivity
- Two door-mounted speakers

INTERIOR

- Front electric windows
- Low fuel warning light
- Rev counter
- Manual air-conditioning
- Air-circulation system
- Accessory power point
- Cigarette lighter socket
- Front door cup holders
- Driver and passenger sun visors
- Height-adjustable front headrests
- Height-adjustable rear headrests (double cab)
- Reclining front seats
- Rear electric windows (double cab)
- Heated rear screen (double cab)

ISUZU FINANCE

Finance options and benefit in kind available.
For full details visit isuzu.co.uk/finance

THE PREMIUM RANGE:

EIGER



- Additional to standard equipment as follows:
- 16-inch alloy wheels
 - Body-coloured bumpers
 - Locking wheel nuts
 - RDS radio/single CD with iPod®/USB/Bluetooth® connectivity
 - Four speakers
 - Remote central locking
 - Height-adjustable steering wheel
 - Height-adjustable driver's seat
 - Carpet floor trim
 - Front seatback map pockets
 - Folding, heated chrome door mirrors with side-indicator repeaters
 - Projector headlamps
 - Centre rear armrest
 - Rear heating ducts
 - Chrome door handles

YUKON



- Additional to Eiger as follows:
- 17-inch alloy wheels
 - Six speakers with 'Exciter' roof-mounted speaker
 - Leather steering wheel with audio and cruise controls
 - Chrome grille and rear bumper
 - Side steps
 - LED rear lights
 - Management information display
 - Rear load liner
 - Driver and passenger reading lights
 - Courtesy light delay function
 - Auto option available

UTAH



- Additional to Yukon as follows:
- Automatic climate control
 - Leather upholstery
 - Heated front seats
 - Electrically-adjustable driver's seat
 - Roof bars
 - Rear parking distance sensor
 - Auto option available

Yukon/Utah Vision Pack model available which includes:

- Pioneer AVIC-F840BT fully integrated audio system
- DVD and navigation system with 6.1-inch touch screen
- European map coverage and traffic info
- Parrot Bluetooth® wireless telephony and music streaming

COLOURS & TRIM:

ALL MODELS



Splash White



Titanium Silver Met.



Mineral Gray Met.



Tundra Green Mica


DOUBLE CAB PREMIUM RANGE ONLY - EIGER, YUKON AND UTAH



Garnet Red Mica



Nautilus Blue Mica



Cosmic Black Mica



Utility Range Black Fabric



Premium Range Black Fabric



Black Leather

	4x2 SINGLE CAB	4x4 SINGLE CAB	EXTENDED CAB	DOUBLE CAB	EIGER	YUKON	UTAH
AVAILABLE COLOURS							
Splash White	■	■	■	■	■	■	■
Titanium Silver Met.	■	■	■	■	■	■	■
Mineral Gray Met.	■	■	■	■	■	■	■
Tundra Green Mica	■	■	■	■	■	■	■
Garnet Red Mica	X	X	X	X	■	■	■
Nautilus Blue Mica	X	X	X	X	■	■	■
Cosmic Black Mica	X	X	X	X	■	■	■
SEAT TRIMS							
Utility Range Black Fabric	■	■	■	■	X	X	X
Premium Range Black Fabric	X	X	X	X	■	■	X
Black Leather*	X	X	X	X	X	X	■

*Black Leather interior is available as an optional extra across the range

FLEET SERVICES

We understand that running a fleet is a very demanding, time consuming and pressurised job. We can help you manage this with **taxation guidance, funding solutions, fleet demonstrators, fleet supports terms and much more. Visit [isuzu.co.uk/fleetservices](https://www.isuzu.co.uk/fleetservices) and contact us for more information.**



DIMENSIONS & CAPACITIES:

TURNING CIRCLE


4x2	11.8m
4x4	12.2m

TYRES

4x2 Single Cab	215/70R15C
4x4 Single/Extended/ Double/Eiger	245/70R16
4x4 Yukon/Utah	255/65R17

WHEELS

4x2 Single Cab	15x6.5 JJ
4x4 Single/Extended/ Double/Eiger	16x7 J
4x4 Yukon/Utah	17x7 J



OFFICIAL WADING DEPTH

4x2	400mm
4x4	600mm



APPROACH ANGLE

All models (excluding 4x2)
30°

TILT ANGLE

All models (excluding 4x2)
49°

BED (interior)

	length	width	depth
Single cab	2,305	1,570	440mm
Extended cab	1,795	1,530	465mm
Double cab	1,485	1,530	465mm

MAX TOWING

4x2	2,500kg
4x4	3,500kg

GROUND CLEARANCE (rear axle)

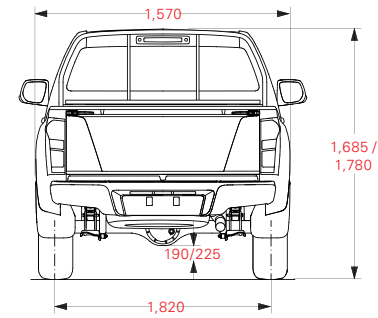
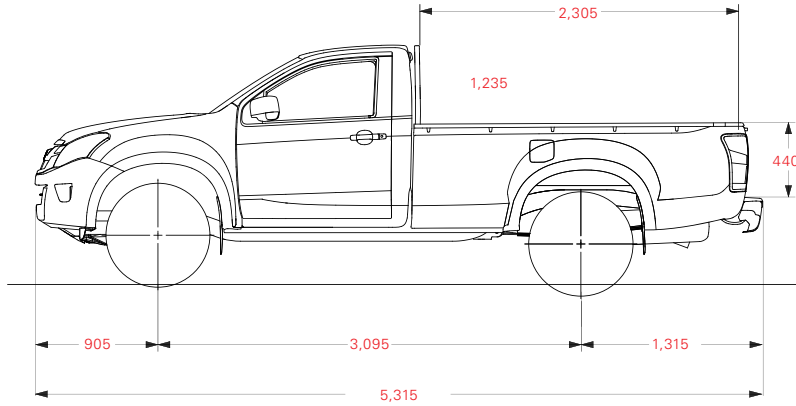
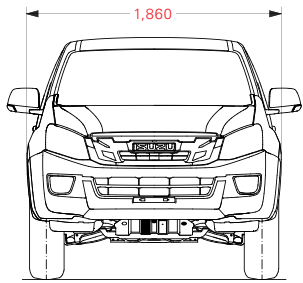
4x2 Single Cab	190mm
4x4 Single/Extended/ Double/Eiger Yukon/Utah	225mm 235mm

RAMP ANGLE

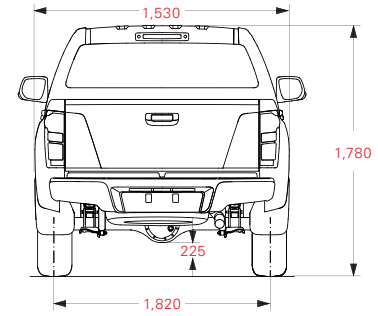
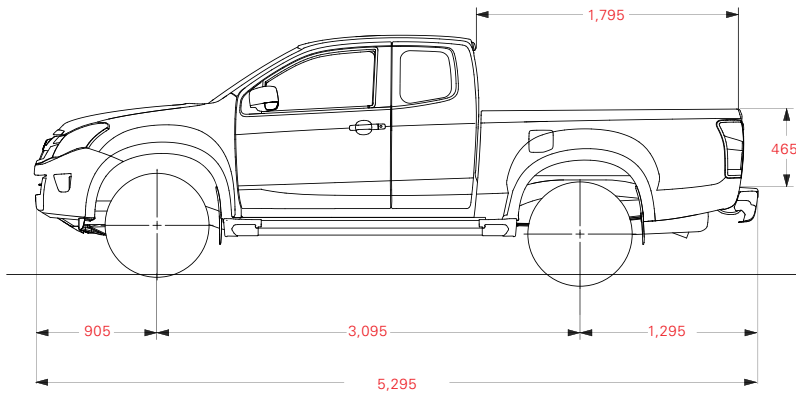
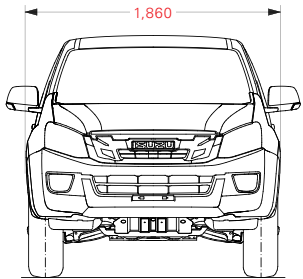
All models (excluding 4x2)
22°

DEPARTURE ANGLE

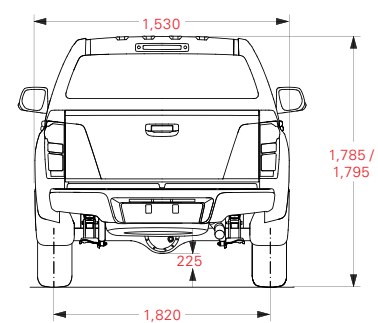
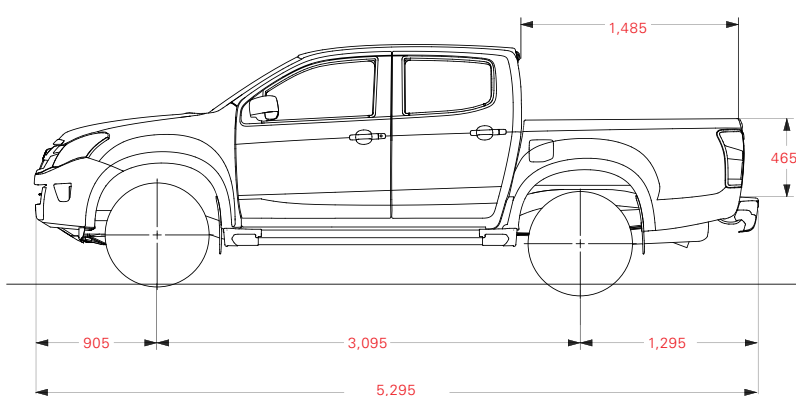
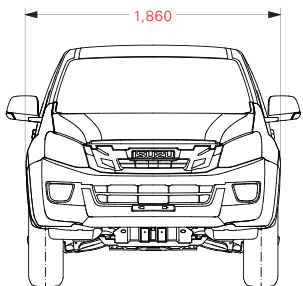
4x4 Single/Extended/Double/Eiger Yukon/Utah	22° 23°
--	------------



SINGLE CAB 4x2/4x4 DIMENSIONS
All measurements in millimetres



EXTENDED CAB 4x4 DIMENSIONS
All measurements in millimetres



DOUBLE CAB 4x4 DIMENSIONS
All measurements in millimetres

TECHNICAL SPECIFICATIONS:

					EIGER	YUKON		UTAH	
	4x2 SINGLE CAB	4x4 SINGLE CAB	4x4 EXTENDED CAB	4x4 DOUBLE CAB	4x4 DOUBLE CAB	4x4 DOUBLE CAB	4x4 DOUBLE CAB (AUTO)	4x4 DOUBLE CAB	4x4 DOUBLE CAB (AUTO)
Variant/Version	TFR86 Man	TFS86 Man	TFS86 Man	TFS86 Man	TFS86 Man	TFS86 Man	TFS86 Auto	TFS86 Man	TFS86 Auto
Engine Type	4JK1	4JK1	4JK1	4JK1	4JK1	4JK1	4JK1	4JK1	4JK1
ENGINE									
Capacity/Power	2.5-litre/163 PS diesel	2.5-litre/163 PS diesel	2.5-litre/163 PS diesel	2.5-litre/163 PS diesel	2.5-litre/163 PS diesel	2.5-litre/163 PS diesel	2.5-litre/163 PS diesel	2.5-litre/163 PS diesel	2.5-litre/163 PS diesel
Type	DOHC	DOHC	DOHC	DOHC	DOHC	DOHC	DOHC	DOHC	DOHC
Construction	Cast Iron Cylinder Block and Aluminium Head	Cast Iron Cylinder Block and Aluminium Head	Cast Iron Cylinder Block and Aluminium Head	Cast Iron Cylinder Block and Aluminium Head	Cast Iron Cylinder Block and Aluminium Head	Cast Iron Cylinder Block and Aluminium Head	Cast Iron Cylinder Block and Aluminium Head	Cast Iron Cylinder Block and Aluminium Head	Cast Iron Cylinder Block and Aluminium Head
Arrangement Cylinders	4, In line	4, In line	4, In line	4, In line	4, In line	4, In line	4, In line	4, In line	4, In line
Firing Order	1-3-4-2	1-3-4-2	1-3-4-2	1-3-4-2	1-3-4-2	1-3-4-2	1-3-4-2	1-3-4-2	1-3-4-2
Valves (4 Per Cylinder)	16	16	16	16	16	16	16	16	16
Bore mm	95.4	95.4	95.4	95.4	95.4	95.4	95.4	95.4	95.4
Stroke mm	87.4	87.4	87.4	87.4	87.4	87.4	87.4	87.4	87.4
Compression	17+/- 0.6	17+/- 0.6	17+/- 0.6	17+/- 0.6	17+/- 0.6	17+/- 0.6	17+/- 0.6	17+/- 0.6	17+/- 0.6
Engine Capacity cm ³	2499	2499	2499	2499	2499	2499	2499	2499	2499
Net Power kW	120@3600	120@3600	120@3600	120@3600	120@3600	120@3600	120@3600	120@3600	120@3600
Net Power PS	163.15@3600	163.15@3600	163.15@3600	163.15@3600	163.15@3600	163.15@3600	163.15@3600	163.15@3600	163.15@3600
Torque Nm	400@1400-2000	400@1400-2000	400@1400-2000	400@1400-2000	400@1400-2000	400@1400-2000	400@1400-2000	400@1400-2000	400@1400-2000
Torque lb f ft	295@1400-2000	295@1400-2000	295@1400-2000	295@1400-2000	295@1400-2000	295@1400-2000	295@1400-2000	295@1400-2000	295@1400-2000
Top Speed (mph)	112	112	112	112	112	112	112	112	112
Idle Speed	700+/- 25	700+/- 25	700+/- 25	700+/- 25	700+/- 25	700+/- 25	700+/- 25	700+/- 25	700+/- 25
EMISSIONS									
Emissions class	Euro Stage5	Euro Stage5	Euro Stage5	Euro Stage5	Euro Stage5	Euro Stage5	Euro Stage5	Euro Stage5	Euro Stage5
Fuel tank capacity litres (Gal)	69 (15.18)	69 (15.18)	69 (15.18)	69 (15.18)	69 (15.18)	69 (15.18)	69 (15.18)	69 (15.18)	69 (15.18)
FUEL CONSUMPTION L/100 KM (MPG)*									
Urban Cycle	9.2 (30.7)	8.9 (31.7)	8.9 (31.7)	8.9 (31.7)	8.9 (31.7)	8.9 (31.7)	10.1 (28.0)	8.9 (31.7)	10.1 (28.0)
Extra Urban Cycle	6.4 (44.1)	6.5 (43.5)	6.5 (43.5)	6.5 (43.5)	6.5 (43.5)	6.5 (43.5)	7.3 (38.7)	6.5 (43.5)	7.3 (38.7)
Combined Cycle	7.4 (38.2)	7.4 (38.2)	7.4 (38.2)	7.4 (38.2)	7.4 (38.2)	7.4 (38.2)	8.4 (33.6)	7.4 (38.2)	8.4 (33.6)
CO ₂ emissions g/km	195	194	194	194	194	194	220	194	220
Insurance groupings	8A	9A	9A	9A	9A	9A	9A	9A	9A
Max. Veh. Spd. Km/h (mph)	180 (111.78)	180 (111.78)	180 (111.78)	180 (111.78)	180 (111.78)	180 (111.78)	180 (111.78)	180 (111.78)	180 (111.78)

*MPG figures are official EU test figures for comparative purposes and may not reflect real driving results

	4x2 SINGLE CAB	4x4 SINGLE CAB	4x4 EXTENDED CAB	4x4 DOUBLE CAB	EIGER 4x4 DOUBLE CAB	YUKON 4x4 DOUBLE CAB	4x4 DOUBLE CAB (AUTO)	UTAH 4x4 DOUBLE CAB	4x4 DOUBLE CAB (AUTO)
GEAR RATIOS									
1	5.232	5.232	5.232	5.232	5.232	5.232	3.52	5.232	3.52
2	2.644	2.644	2.644	2.644	2.644	2.644	2.042	2.644	2.042
3	1.605	1.606	1.606	1.606	1.606	1.605	1.400	1.605	1.400
4	1.219	1.219	1.219	1.219	1.219	1.219	1.000	1.219	1.000
5	1.000	1.000	1.000	1.000	1.000	1.000	0.716	1.000	0.716
6	0.728	0.728	0.728	0.728	0.728	0.728	N/A	0.728	NA
Reverse	4.525	4.525	4.525	4.525	4.525	4.525	3.224	4.525	3.224
Final Drive	3.071	3.071	3.071	3.071	3.071	3.071	3.727	3.071	3.727
DIMENSIONS									
Length mm	5315	5315	5295	5295	5295	5295	5295	5295	5295
Width mm	1860	1860	1860	1860	1860	1860	1860	1860	1860
Height mm	1685	1780	1780	1785	1785	1795	1795	1795	1795
Front Overhang mm	905	905	905	905	905	905	905	905	905
Rear Overhang mm	1315	1315	1295	1295	1295	1295	1295	1295	1295
Wheelbase mm	3095	3095	3095	3095	3095	3095	3095	3095	3095
Wading Depth mm	400	600	600	600	600	600	600	600	600
4x4 DETAILS									
Ground Clearance mm (rear axle)	N/A	225	225	225	225	235	235	235	235
Approach Angle (deg.)	N/A	30	30	30	30	30	30	30	30
Departure Angle (deg.)	N/A	22	22	22	22	23	23	23	23
Ramp Angle (deg.)	N/A	22	22	22	22	22	22	22	22
Tilt Angle (deg.)	N/A	49	49	49	49	49	49	49	49
WEIGHTS									
Kerb Weight kg	1772	1914	1965	1970	1954	1978	1983	1987	1992
Gross Vehicle Weight kg	2900	3050	3050	3050	3050	3050	3050	3050	3050
Payload kg	1128	1036	1085	1080	1096	1072	1067	1063	1058
Max Front Axle kg	1250	1350	1350	1350	1350	1350	1350	1350	1350
Max Rear Axle kg	1870	1870	1870	1870	1870	1870	1870	1870	1870
Trailer Weight Braked kg	2500	3500	3500	3500	3500	3500	3500	3500	3500
Trailer Weight Unbraked kg	750	750	750	750	750	750	750	750	750
Nose Weight kg	100	100	100	100	100	100	100	100	100
Gross Train Weight kg [†]	5400	6000	6000	6000	6000	6000	6000	6000	6000
WHEELS, TYRE AND TURNING									
Tyres	215/70R15C	245/70R16	245/70R16	245/70R16	245/70R16	255/65R17	255/65R17	255/65R17	255/65R17
Wheels	15x6.5 JJ	16x7 J	16x7 J	16x7 J	16x7 J	17x7 J	17x7 J	17x7 J	17x7 J
Min. Turning Circle (m) dia. (Radius) Kerb to Kerb	11.8	12.2	12.2	12.2	12.2	12.2	12.2	12.2	12.2

[†]Gross Train Weight (GTW). The total permissible all-up weight of a rigid vehicle together with trailer and load. Trailers of the above capacity's should be used within the plated GTW. Dependant on the drive line combination and payload carried by the prime mover, it may not be possible to tow trailers of the maximum capabilities mentioned.

ISUZU
THE PICK-UP
PROFESSIONALS



Isuzu (UK) LTD. Reserve the right to change specifications and equipment without notice. Details of specifications and equipment mentioned or shown in this brochure may be subject to change. Features and specification may vary in appearance and/or availability. Accessories and equipment shown in this brochure have been used for illustrative purpose only.

5 year/125,000 miles (whichever comes first) warranty applies to all new Isuzu D-Max models. Terms and conditions apply. See isuzu.co.uk for full details. Please enquire at your local Isuzu dealer for details on available models and their specifications.

Part No. IB507