



BMW  
ALPINA  
**D5**  
BITURBO  
SALOON  
TOURING



MANUFACTURER OF  
EXCLUSIVE AUTOMOBILES




## *Outstanding* PERFORMANCE, MAXIMUM EFFICIENCY

For a long time diesel engines played only a marginal role in the premium car segment. Lethargic, unrefined, noisy and not particularly clean – just some of the attributes of early oil burners. It was painfully difficult to imagine their place in a luxury or performance car only fifteen years ago. Rudolf Diesel would be very pleased over

its impressive metamorphosis into a popular high-tech power plant – powerful, high in torque and very efficient. The D5 Bi-Turbo brings along 350hp and 700Nm while averaging 47.9mpg – this marks the beginning of a new era of high performance diesel automobiles from the ALPINA Manufaktur in Buchloe, Germany.





# MULTITALENTED

## CHASSIS

ALPINA specific springs, increased camber at the front and subtle changes to the toe-in together with 20" wheels and tyres yield a very balanced and direct chassis set-up, which discards a purely sports-orientated set-up for comfortable agility and precise turn-in. The high performance Michelin Pilot Super Sport tyres measuring 255/35 ZR20 front and 285/30 ZR20 rear are non-run flat and play a pivotal role in providing a subtle

ride. To fulfil the seemingly contradictory demands for comfort, everyday usability and dynamic handling, the D5 Bi-Turbo is equipped with electronically-adjustable dampers (Variable Damper Control). This system has been artfully calibrated by ALPINA and features pronounced Comfort+, Comfort, Sport and Sport+ settings, allowing the D5 Bi-Turbo transitions effortlessly from cultivated luxury to thorough-bred sportiness.

## TRANSMISSION

Adapted and tested in co-operation with ZF, the advanced SWITCH-TRONIC 8-speed Sport Automatic Transmission features specific hardware modifications demanded by the high torque output as well as ALPINA software in order to provide unparalleled levels of both comfort and performance. The Automatic (D) Shift Mode capitalises on the blend of eight speeds and high torque meaning the D5 Bi-Turbo excels in efficient cruising. Using the Sport (S) Shift Mode the transmission becomes noticeably crisper and pronounced, changing gears faster and later. The ALPINA SWITCH-TRONIC buttons activate the Manual (M) Shift Mode which allows the driver to take total control. The system also allows for multi-simultaneous down-shifts in milliseconds, hereby the transmission will skip several gears depending on engine loads and rpm.

The intelligent coupling of state-of-the-art engine and transmission technologies allow the D5 Bi-Turbo Saloon to achieve impressive performance figures: 0-62mph in 5.1s and a top speed of 171mph. Excellent braking capability is provided in the form of ventilated high-performance brakes measuring 374mm front and 345mm rear.





## BENCHMARK

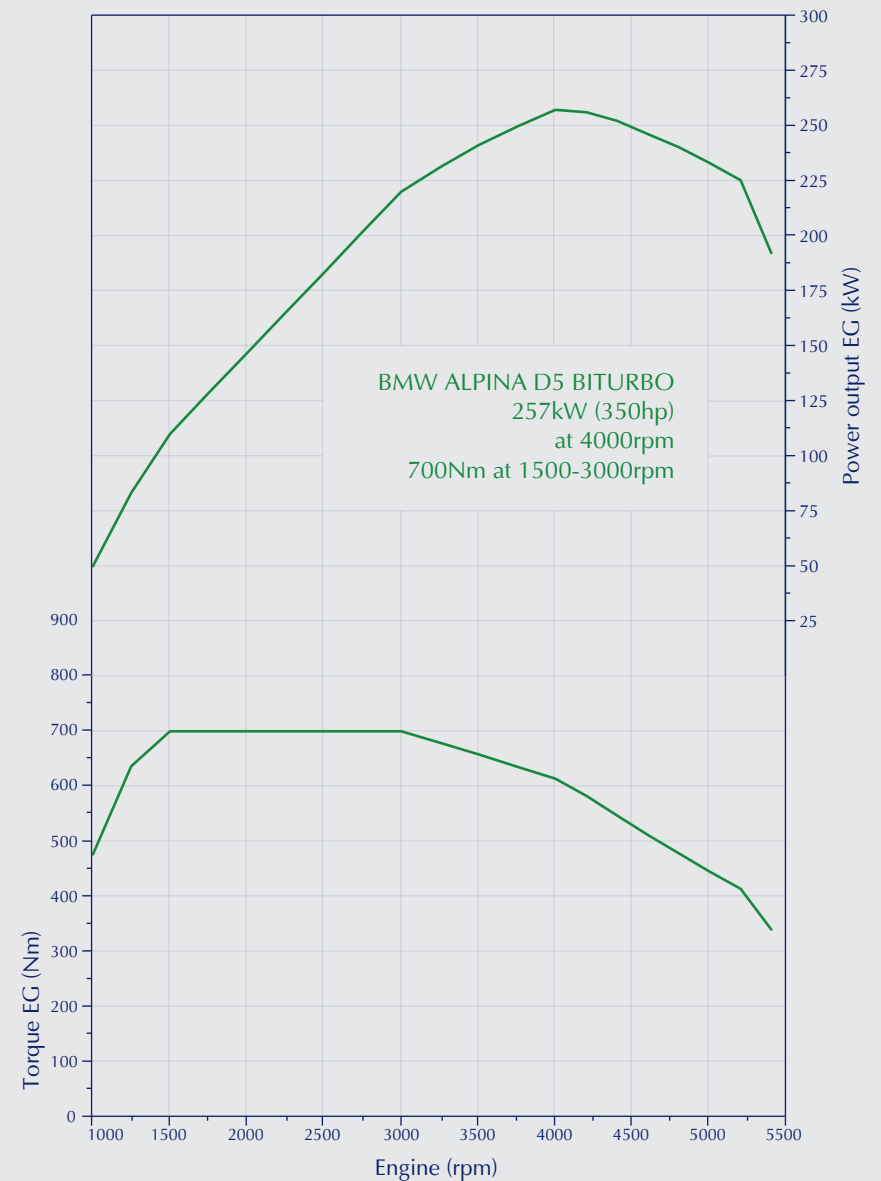
The drivetrain of the D5 Bi-Turbo utilises the excellent attributes of the BMW full aluminium 3 litre in line six cylinder engine with modern common-rail direct injection and two turbochargers with variable turbine geometry. Technical ingenuity in combination with small series production has allowed ALPINA to effectively de-restrict the air flow between the air intake and the air filter housing - thus allowing the

engine to breathe more freely, resulting in improved performance and a more lively character. In combination with the realisation of appropriate turbo charging and injection pressures, a high performance cooling system and high-strength exhaust manifold this leads to a maximum output of 350hp (257kW) at 4000rpm and 700Nm at 1500rpm.



The exhaust system, principally a carry-over from the D5's big petrol sibling, includes a diesel particulate filter. Sound engineering and the reduction of silencer volumes has resulted in a brilliantly throaty exhaust sound, hitherto unheard of for diesel engines. Despite the engine's high specific power output of 117hp per litre, both the Saloon and Touring achieve class-leading economy figures, averaging 47.9mpg and 45.6mpg respectively.

## PERFORMANCE AND TORQUE DIAGRAM BMW ALPINA D5 BITURBO





## SUBTLE *Touches*

The interior reveals discreet ALPINA features, highlighting the car's exclusive pedigree. The standard equipment level is comprehensive, featuring amongst other things a leather interior, adjustable sport seats, Xenon headlamps and Park Distance Control. The LAVALINA leather SWITCH-TRONIC sports steering wheel with classic blue and green stitching is beautifully hand-stitched, complimenting the choice

of BMW or ALPINA interior trim. The traditional ALPINA luxury wood fosters a warm sense of well-being while the ALPINA Piano trim with silver rhombs offers a modern and just as exclusive alternative. Additionally for those who would only award themselves something unique, exclusive volumes and the ALPINA philosophy of hand-craftsmanship offer a near endless spectrum of bespoke personalisation.



BMW's designers have outdone themselves - the form and shape of the BMW 5 Series is without doubt elegant, modern and very cohesive. ALPINA design cues and aerodynamic components integrate easily into the overall design of both the Saloon and Touring, providing a more powerful and dynamic appearance in a subtle manner.

The front, which is commanding and powerful, features an ALPINA front spoiler designed according to aerodynamic guidelines and which is also principally responsible for effectively guiding airflows to components of the cooling system and the brakes.

The smooth and elegant rear features ALPINA trademark double-ended-pipes that are artfully integrated into the rear valence which features a discreet diffuser. The diffuser can be deleted as needed, should the customer desire the optional ability to tow a trailer.

In combination with the rear spoiler (Saloon), the D5 Bi-Turbo's total aerodynamic package yields the highest levels of safety and stability, especially at high speeds.



# TECHNICAL DATA

## BMW ALPINA D5 BITURBO

Further information on specific fuel consumption and specific CO<sub>2</sub> emissions of new passenger cars is given in „Leitfaden über den Kraftstoffverbrauch, die CO<sub>2</sub>-Emissionen und den Stromverbrauch neuer Personenkraftwagen“ which can be obtained free of charge at all points of sale and from the 'Deutsche Automobil Treuhand GmbH (DAT), Helmut-Hirth-Str. 1, 73760 Ostfildern-Schramhausen'.

### ENGINE

Cylinders		6 in line
Capacity	cm <sup>3</sup>	2993
Bore	mm	84.0
Stroke	mm	90.0
Compression ratio	: 1	16.5
Max output	kW/hp	257/350
at	rpm	4000
Max torque	Nm/lbs-ft	700/516
at	rpm	1500-3000
Engine management		BOSCH DDE 7.31
Fuel type		Diesel
Emission classification		Euro 5

### PERFORMANCE

		SALOON	TOURING
Acceleration 0-100km/h / 0-62mph	s	5.1	5.3
Top speed	mph / km/h	171 / 275	170 / 273

### FUEL CONSUMPTION

Urban	mpg / l/100km	40.4 / 7.0	37.2 / 7.6
Extra-urban	mpg / l/100km	53.3 / 5.3	52.3 / 5.4
Combined	mpg / l/100km	47.9 / 5.9	45.6 / 6.2
CO <sub>2</sub> emissions	g/km	155	163
Efficiency category		B	B



### TRANSMISSION

Gearbox	8-speed Sport-Automatic ZF 8HP70 with SWITCH-TRONIC			
Gearbox ratios	1st gear	4.71	5th gear	1.29
	2nd gear	3.14	6th gear	1.00
	3rd gear	2.11	7th gear	0.84
	4th gear	1.67	8th gear	0.67
	Reverse			3.32
	Final drive ratio	:1		2.81

### DIMENSIONS

Length	mm	4905	4913
Width	mm	1860	1860
Height, unladen	mm	1469	1453
Wheelbase	mm	2968	2968
Track, front	mm	1599	1599
Track, rear	mm	1599	1599
Luggage capacity (DIN)	l	520	560-1670
Fuel tank, approx.	l	70	70

### WHEELS & TYRES

ALPINA CLASSIC weight-optimised light alloy wheels, 20-spoke design with concealed tyre valves behind lockable hub caps			
Tyres MICHELIN Pilot Super Sport			
front	8.5 x 20"	with 255/35 ZR20 REINF	
EU-tyre label*	E/A/  71 dB		
rear	9.5 x 20"	with 285/30 ZR20 REINF	
EU-tyre label*	E/A/  73 dB		

### WEIGHT

Unladen (DIN)	kg	1865	1965
Max permissible	kg	2455	2595
Permitted load	kg	590	630
Max axle load, front	kg	1160	1160
Max axle load, rear	kg	1345	1455
Max trailer load, braked	kg	2000	2000
Max trailer load, unbraked	kg	750	750

\*EU-tyre label = fuel efficiency/wet grip/external rolling noise class

Modifications and errors excepted



**SYTNER NOTTINGHAM**  
**ALPINA GB Headquarter**

Lenton Lane  
NG7 2AX Nottingham

0115 934 1414  
[www.sytnernottinghambmw.co.uk](http://www.sytnernottinghambmw.co.uk)

Matthew Stripling  
[matthewstripling@sytner.co.uk](mailto:matthewstripling@sytner.co.uk)

[www.BMWALPINA.co.uk](http://www.BMWALPINA.co.uk)

**SYTNER BIRMINGHAM**

20 Parade  
Summerhill  
Birmingham  
West Midlands  
B1 3QJ  
[www.sytnerbirminghambmw.co.uk](http://www.sytnerbirminghambmw.co.uk)  
0121 234 6000

**SYTNER CANARY WHARF**

20 Canada Square  
Upper Bank Street  
London  
E14 5NN  
[www.sytnercitybmw.co.uk](http://www.sytnercitybmw.co.uk)  
0207 718 5600

**SYTNER CARDIFF**

50 Penarth Road  
Cardiff  
South Glamorgan  
CF10 5RS  
[www.sytnercardiffbmw.co.uk](http://www.sytnercardiffbmw.co.uk)  
0871 288 0341

**SYTNER CHIGWELL**

Langston Road  
Loughton  
Essex  
IG10 3UE  
[www.sytnerchigwellbmw.co.uk](http://www.sytnerchigwellbmw.co.uk)  
0208 500 1090

**SYTNER COVENTRY**

128 Holyhead Road  
Coventry  
West Midlands  
CV5 8NA  
[www.sytnercoventrybmw.co.uk](http://www.sytnercoventrybmw.co.uk)  
0247 660 0600

**SYTNER HAROLD WOOD**

A12 Colchester Road  
Romford  
Essex  
RM3 0GX  
[www.sytnerharoldwoodbmw.co.uk](http://www.sytnerharoldwoodbmw.co.uk)  
0170 837 1234

**SYTNER HIGH WYCOMBE**

575-647 London Road  
High Wycombe  
Buckinghamshire  
HP11 1EZ  
[www.sytnerhighwycombebmw.co.uk](http://www.sytnerhighwycombebmw.co.uk)  
0149 445 5100

**SYTNER LEICESTER**

Meridian East  
Meridian Business Park  
Leicestershire  
LE19 1UY  
[www.sytnerleicesterbmw.co.uk](http://www.sytnerleicesterbmw.co.uk)  
0116 282 7700

**SYTNER MAIDENHEAD**

Bath Road  
Maidenhead  
SL6 0BW  
[www.sytnermaidenheadbmw.co.uk](http://www.sytnermaidenheadbmw.co.uk)  
0162 868 0300

**SYTNER NEWPORT**

Usk Way  
The Old Town Dock  
Newport  
Gwent  
NP20 2DS  
[www.sytnernewportbmw.co.uk](http://www.sytnernewportbmw.co.uk)  
0163 324 1500

**SYTNER OLDBURY**

819 Wolverhampton Road  
Oldbury  
West Midlands  
B68 8DA  
[www.sytneroldburybmw.co.uk](http://www.sytneroldburybmw.co.uk)  
0121 552 2825

**SYTNER SOLIHULL**

120 Highlands Road  
Shirley  
Solihull  
West Midlands  
B90 4NU  
[www.sytnersolihullbmw.co.uk](http://www.sytnersolihullbmw.co.uk)  
0121 733 3444

**SYTNER SHEFFIELD**

Hollis Croft  
Broad Lane  
Sheffield  
South Yorkshire  
S1 3BU  
[www.sytnersheffieldbmw.co.uk](http://www.sytnersheffieldbmw.co.uk)  
0114 275 5077

**SYTNER SUNNINGDALE**

London Road  
Sunningdale  
Berkshire  
SL5 0EX  
[www.sunningdalebmw.co.uk](http://www.sunningdalebmw.co.uk)  
0134 463 0400

**SYTNER SUTTON COLDFIELD**

Lichfield Road  
Four Oaks  
Sutton Coldfield  
West Midlands  
B74 4EH  
[www.sytnersuttoncoldfieldbmw.co.uk](http://www.sytnersuttoncoldfieldbmw.co.uk)  
0871 288 0831

**BAVARIAN**

2 Boucher Crescent  
Belfast  
County Antrim  
BT12 6HU  
[www.bavarianbmw.co.uk](http://www.bavarianbmw.co.uk)  
0289 038 1311

ALPINA  
DEALERSHIPS

The models in this brochure may show the specification for the German market (LHD version). In part, they include optional equipment and accessories not fitted as standard. For precise information on model features and equipment, please contact your ALPINA dealer or importer. Subject to change in design and equipment. March 2013

© ALPINA

# ALPINA

## ALPINA RECYCLING

Your BMW ALPINA is part of an all-embracing recycling concept. Recycling demands are already considered early in the development process of a BMW ALPINA. An example of this is in the selection of materials – they are chosen, such that they are environmentally friendly and easily recyclable, using a minimum of resources to do so. Every BMW ALPINA is built so that it is easily and cost-effectively recyclable at the end of its useable life span. All this occurs in close co-operation between BMW and ALPINA. BMW Group have built a European-wide redemption and recycling infrastructure, and require high quality and environmental standards. For return of your automobile for the purposes of recycling, please contact your BMW ALPINA partner. They are ready to help. For further information about recycling firms and redemption locations, please see [www.bmw.com](http://www.bmw.com)



SYTNER Nottingham • Lenton Lane • NG7 2AX Nottingham • 0115 934 1414  
[www.sytnernottinghambmw.co.uk](http://www.sytnernottinghambmw.co.uk) • [www.bmwalpina.co.uk](http://www.bmwalpina.co.uk)  
[www.facebook.com/alpinaautomobile](https://www.facebook.com/alpinaautomobile)