

The BMW 5 Series
Touring

www.bmw.co.uk
www.bmw.ie




The Ultimate
Driving Machine



THE BMW 5 SERIES TOURING.

JOY IS AN EXPLORATION OF BEAUTY.

BMW EfficientDynamics
Less emissions. More driving pleasure.



INSPIRING DESIGN DOES NOT ALWAYS BEGIN ON PAPER.

The design of the BMW 5 Series Touring began with an idea. An idea that our designers breathed life into and turned into a reality. The result was perfection in every detail – inside and out.

Joy is beauty in every detail.



The BMW 5 Series Touring

THE AESTHETICS OF SPORTING ELEGANCE.

- 06 **Exterior**
An exploration of beauty.
- 10 **Driving pleasure**
Agile and dynamic.
- 20 **Dynamics and design**
Interview with chief designer Adrian van Hooydonk.
- 22 **Interior**
Cabin and driver orientation.
- 26 **Experience**
5 minutes in the BMW 5 Series Touring.

www.bmw.co.uk/5seriestouring

Technology

ON CURVES AND POWER CURVES.

- 28 **Performance**
The BMW 5 Series Touring on the move.
- 30 **BMW EfficientDynamics**
The technology package for reduced fuel consumption and emissions.
- 32 **Engines**
The new generation of diesel and petrol engines.
- 34 **Innovations**
Innovations that bring joy.
- 36 **BMW ConnectedDrive**
Intelligent networking for more convenience, infotainment and safety.
- 40 **Fascination**
The latest technologies.

Equipment

AS INDIVIDUAL AS YOUR DREAMS.

- 42 **Example combinations**
- 44 **M Sport models**
- 46 **BMW Individual**
- 48 **Exterior colours**
- 49 **Upholstery colours**
- 50 **Interior colours and trims**
- 52 **Standard / Optional equipment**
- 60 **Versatility**
Life on the move.
- 61 **Genuine BMW Accessories**
Multi-faceted and individual.

Summary

THE BMW 5 SERIES TOURING OVERVIEW.

- 62 **Equipment tables**
- 66 **Technical data and information on fuel consumption and CO₂ emissions**
- 68 **BMW Service and Brand experience**
Exclusive offers for BMW customers.

Editorial

STYLISH AND VERSATILE.

Touring excellence.

Drivers of the BMW 5 Series Touring enjoy a multi-faceted lifestyle requiring a maximum of flexibility for their careers, leisure time and family. The BMW 5 Series Touring provides them with just that. It combines the looks of a sophisticated executive car with self-assured style and great versatility.

Come closer and you'll discover a wealth of smart details... The rear window opens separately to facilitate loading smaller items. The rear-seat backrest has various tilt angles and can be split in a number of ways with the optional extended storage package. The spacious interior is upholstered in luxurious Dakota leather as standard. Wherever you look, the BMW 5 Series Touring provides an elegant, versatile and harmonious surrounding without compromising on trademark BMW handling and dynamics.

Equipment of model shown: BMW 530d SE

Engine:	Six-cylinder in-line diesel engine
Power output:	253hp
Wheels:	19" light alloy V-spoke style 331
Exterior colour:	Imperial Blue, Xirallic metallic
Upholstery:	Oyster/Oyster Dakota leather
Interior trim:	Black, High-gloss



BMW UK on Facebook
www.facebook.com/bmwuk

AESTHETIC.

TURNING EACH MOMENT
INTO A JOURNEY OF DISCOVERY.



The BMW 5 Series Touring boasts perfect proportions that create an ideal balance between elegance and sporting appeal. The design is dominated by distinctive lines, from the short front overhang to the muscular tail. The elongated bonnet and long wheelbase lend the vehicle an athletic stance. But this is a car that has to be driven to appreciate its full aesthetic appeal and experience its breathtaking dynamic performance.

www.bmw.co.uk/5seriestouring



reddot design award
best of the best 2011




JOY.

BMW EfficientDynamics
Less emissions. More driving pleasure.

**ENHANCED DRIVING PLEASURE, REDUCED FUEL CONSUMPTION.
LEAVING YOU THOROUGHLY IMPRESSED.
BMW EFFICIENT DYNAMICS.**

With BMW's trademark rear-wheel drive, near-perfect weight distribution and a class-leading engine line-up, the BMW 5 Series Touring offers the perfect balance between dynamic performance and effortless efficiency. Multi-award-winning BMW EfficientDynamics technologies are fitted as standard ensuring considerably reduced fuel consumption is combined with significantly enhanced power. Whether you're the driver or the passenger, its combination of agility with comfort, on road performance with economy, or the extensive choice of standard equipment make the BMW 5 Series Touring a joy for all.

www.bmw.co.uk/EfficientDynamics





**EFFICIENCY IS MEASURED
BY DRIVING ENJOYMENT.**



BMW EfficientDynamics is the collective term for our range of technologies used to lower fuel consumption and emissions, whilst simultaneously enhancing your driving pleasure. It is a virtue which comes as standard in every BMW. Innovative technologies including Brake Energy Regeneration, Electric Power Steering and, for the first time, Auto Start-Stop (excluding 530i and 550i) feature on the BMW 5 Series Touring. Together with those technologies for which BMW is historically renowned, including lightweight engineering and High-precision direct injection, they contribute to making your driving experience more energy efficient than ever before.

www.bmw.co.uk/EfficientDynamics

**THE POWER OF AN ATHLETE.
THE DELICATE TOUCH OF AN ARTIST: THE ENGINES.**

Power demands precision. The BMW 5 Series Touring is a case in point. The immediate response and smooth running of its engines are apparent as soon as you set off. Our engineers have once again taken powertrain refinement to a new level. This is thanks to the multitude of innovations featured in the BMW 5 Series Touring – from High-precision direct injection to the eight-speed automatic transmission option. The result is minimal fuel consumption, and a new benchmark for driving enjoyment.



CONNECTING.

THE UNIQUE CONNECTION BETWEEN DRIVER,
VEHICLE AND ENVIRONMENT. BMW CONNECTED DRIVE.



BMW ConnectedDrive is the umbrella term for BMW technologies that collect important data for the driver, making this information available at the precise time when it is needed. Numerous optional driver assistance systems will support you in any situation, ensuring a high degree of safety, convenience and infotainment. From a useful information service and an automated emergency 999 call function provided by BMW Assist*, to the full colour Head-up Display that projects key information directly onto the windscreen – BMW ConnectedDrive technologies provide the assistance you need, and maximise driving enjoyment.

www.bmw.co.uk/connecteddrive

*A complimentary three year BMW Assist subscription is included with every new BMW 5 Series Touring equipped with a navigation system. Services require a connection to a UK mobile telephone network. Services are not available in the Republic of Ireland, Isle of Man and the Channel Islands. Some services are available in other European Countries.



VERSATILITY.

EVERY DAY BRINGS NEW OPPORTUNITIES. WITH THE BMW 5 SERIES TOURING, YOU'RE PREPARED FOR ALL OF THEM.

Everyday practicality is at a maximum in the BMW 5 Series Touring. To stow small items you don't even need to open up the entire tailgate, but simply open the rear window – and a clever load area cover protects your luggage from prying eyes. The flexibility of the BMW 5 Series Touring is also immediately apparent. Its rear seatback has three fold-down sections (40:20:40), so you will always have the precise amount of space in the load bay that you need. Versatility is also maximised in the luggage compartment with storage capacity from 560 to 1,670 litres. The optional Extended storage package, using a clever cargo seat arrangement, can extend this capacity by a further 30 litres.



A BMW SHOULD ALWAYS RADIATE DYNAMISM.

Adrian van Hooydonk, Head of BMW Group Design, invited us to an exclusive test drive and interview about the design of the BMW 5 Series Touring.

Interview: Brian Finally.



Exterior designer Jean-Francois Huet gets to work on his design model.

Adrian van Hooydonk, what was it like for you to be working on the BMW 5 Series Touring?

It was a special experience. The BMW 5 Series is the core product of the brand. It has the longest ancestry and embodies the ideal blend of elegance and sportiness.

What are the main details through which you wanted to set this BMW 5 Series Touring apart from its predecessor?

For the BMW 5 Series – not just the Touring, but also the Saloon – we have developed a very upright kidney grille. It is even slightly angled towards the front to emphasise the sportiness of this model. It also establishes a link with our design history. The vehicle has a slightly more crouching stance than its predecessor, which gives it a more dynamic edge.



Adrian van Hooydonk, Head of BMW Group Design, introduces the BMW 5 Series.

Immediately apparent features of the BMW 5 Series Touring are low silhouette and slightly sloping roofline. Could you describe the effect?

The low silhouette in the side view underlines the sportiness of the BMW 5 Series Touring. The slightly sloping roofline adds to the car's dynamic, sleek appearance. Various details such as the elongated window design or the low-slung roof rails further emphasise this impression. When viewed from the rear, details such as the third brake light on the edge of the roof spoiler and the two distinctive light banks in the rear lights really bring out this car's individual character.

The design appears very consistent. Not just from the outside, but also in the interior. Here we see uncluttered surfaces without any unnecessary frills – and a sophisticated lighting design. What was the idea underlying that decision?

We opted for a very flowing design arc from the instrument panel to the doors. This means that the driver orientation – a trademark BMW feature – is very much apparent, while all controls are ergonomically arranged and beautifully designed. After all, a BMW should always convey sportiness and elegance – in the cabin as much as everywhere else.

Interior designer Oliver Heimer checking the lines and dimensions of the body on the clay model.

Did you take special care to balance the interior design with that of the exterior?


At BMW the exterior and interior will always provide a harmonious overall impression. Just as with the exterior, the closer you get, the more you will discover. The arc of the two character lines on the instrument panel which sweep along the front passenger area is one such subtle detail. The transition of the interior trim from the instrument panel to the door with its Chrome accent area has been very diligently crafted. And we always use authentic, high-quality materials. Like leather hides with a fine, even grain.

The same kind of attention to detail is apparent in the exterior. Even the door handles are exactly level with the swage line – presumably this has been well thought out?

Features such as the integrated door handles or the dynamic shape of the side repeaters testify to the special role BMW has always attributed to sophisticated details. These beautiful, well-designed elements round off the overall impression of the vehicle and demonstrate our ability to translate our ideas into practice on the manufacturing side.

Let's talk about the lines of the bonnet: what is the function of these small but significant design features?

The two character lines on the bonnet add precision and definition to the model's overall looks.



The headlights feature an eyebrow-like arch, while the taillights have a pronounced L-shape. What motivated you to create such distinctive lights?

For us, it is important that people will recognise this car as a BMW even in the dark. The most important feature in this respect is the focused "look" oriented towards the road. This is achieved by the twin headlights and the way the eyebrows slightly cut across them. The trademark L-shape of the taillights is a shape that has grown out of this model's history. But illumination is provided by very modern LED elements.

Can you explain why the kidney grille is especially distinctive and wide?

The kidney grille is of course more than a design element. First and foremost, it serves as an air inlet. But in the BMW 5 Series, it also conveys the message that this car has lots of sporting personality!

You put great emphasis on the dynamism of this model ...

Of course I do! A BMW should always radiate dynamism. The BMW 5 Series appeals predominantly to customers who get joy out of driving – which includes the occasional longer journey – and who therefore appreciate the trademark BMW dynamism. In my opinion, the BMW 5 Series possesses very harmonious and well-balanced proportions, combined with the timeless elegance that has become synonymous with our large model series.




Emotional sketch of the exterior of the BMW 5 Series.

PERFECTION.

ALL THE DETAILS IN THE INTERIOR COMBINE SEAMLESSLY.
EVERYTHING FEELS JUST RIGHT.



As soon as you feel the quality of the workmanship, the visual impression is confirmed: the luxury interior of the BMW 5 Series Touring is a sensual experience. Options include soft leather upholsteries and select wood trims that make for an elegant ambience. The ergonomically designed controls are all oriented towards the driver, for maximum driving enjoyment. Likewise, the versatility and peace of mind offered by the cabin and luggage compartment ensures every passenger enjoys plenty of comfort and space.



**WELCOME TO YOUR HOME
FROM HOME.**

The interior of the BMW 5 Series Touring is as functional as it is elegant and comfortable. It features quality materials, including the standard Dakota leather upholstery and optional wood trims, that have been put together with great attention to detail. Taut lines and horizontal design elements make for a modern ambience. The elongated design of the instrument panel continues via the side trim all the way to the rear, creating a harmonious sense of space. Passengers do not just enjoy a generous amount of room – both the front and the rear passengers also benefit from unique equipment features that maximise comfort: from the optional automatic air conditioning with four-zone control, enabling passengers to choose individualised air conditioning settings for each seat, to the optional BMW Professional rear seat entertainment system, comprising two 9.2" monitors, a separate DVD drive and easy-to-use controls. And finally, the sound. The 16 high-end loudspeakers of the optional BMW Professional loudspeaker system create the brilliant acoustics of a concert hall in your BMW 5 Series Touring, all at the touch of a button.



5 MINUTES IN THE BMW 5 SERIES TOURING.

What do the first five minutes in the BMW 5 Series Touring feel like? Experience it for yourself...

It's sometimes easy to forget the first five minutes in a car, so BMW Magazine researched the issue, documenting the feelings and emotions experienced when first encountering the BMW 5 Series Touring. The most important result of course, was that participants didn't want to get out again.

2:47 It's so quiet, almost as though the world has been wrapped in cotton wool. Your senses are heightened. Everything is focused on the driver; the centre console, the gearstick. Buttons can be reached with the tips of one's fingers; you just need to stretch out your hand.

0:07 Operating the door handle is the first indication of things to come. The door opens with a satisfying 'clunk' – an unmistakable sign of first-class materials and precise craftsmanship. You take a seat behind the wheel, cast your eye around the cockpit and close the door.

1:12 The clear cockpit layout seems pleasantly familiar. High-quality materials make for a superb look and feel. Your fingertips caress the variety of tactile surfaces. All controls are ergonomically laid out. The steering wheel feels sporty and compact, the standard Dakota leather seats soft and supple.

3:31 Press the Start button and the engine functions come to life. The 5 Series talks to you in a wordless language. You turn the iDrive Controller to flow through the menus. Everything is easy to set up. Your mobile phone is seamlessly connected to the car.

4:55 It's fun getting to know this car. A little exciting too. Inspiring, like the first day at a job you've long looked forward to. And then, at the first nudge of the accelerator pedal, still in neutral, you hear the power of the engine. You feel its dynamic potential and can't wait to get going. And even before you do, you already know you won't want to stop again.

THINKING AHEAD.

**CUTTING-EDGE TECHNOLOGY:
THE FUTURE IS HERE TODAY.**



Having invented driving pleasure, our aim is to enhance it further, to keep taking it to new levels – using innovative technologies that don't just move your BMW from A to B, but also move your emotions while doing so. These include the optional BMW ConnectedDrive functions, the revolutionary Integral Active Steering and the powerful and efficient engines. Experience the technologies of tomorrow today, in the BMW 5 Series Touring. It is all in line with the guiding BMW principle which says that progress is measured by increased driving pleasure.





BMW EFFICIENT DYNAMICS – MAKING A LITTLE GO A LONG WAY.

BMW has long been at the forefront of the automotive industry in pursuing efficient driving technologies as part of our multi-award winning sustainability strategy. BMW EfficientDynamics represents a comprehensive package of innovative technologies for reducing fuel consumption and emissions – whilst simultaneously increasing driving dynamics. Through these innovations the BMW Group has been able to reduce the CO₂ emissions of its entire fleet by approximately 30% since 1995. Currently 84 models produce less than 140g of CO₂ per kilometre and more than two million BMW vehicles have already been equipped with EfficientDynamics technologies. BMW intends to achieve a further 25% reduction in CO₂ emissions by 2020.

BMW EfficientDynamics – Takes so little, yet gives so much. Through tireless research, BMW is consistently producing innovations for the energy efficient mobility of the future. The BMW 5 Series Touring like every BMW, incorporates many aspects of the multi-award-winning BMW EfficientDynamics technology as standard. These technologies interact perfectly to reduce fuel consumption and CO₂ emissions while maximising performance and dynamism. Less fuel, more driving pleasure – a paradox that BMW has resolved once and for all. For the benefit of the environment and the enjoyment of the driver.



BMW EFFICIENT DYNAMICS TECHNOLOGY HIGHLIGHTS ON THE BMW 5 SERIES TOURING.

High-precision direct injection. In this cutting-edge generation of petrol direct injection, the Piezo injectors are positioned very close to the spark plugs. They inject the fuel at high pressure and with extreme precision. The injectors' central positioning means only part of the combustion chamber needs to be filled with an ignitable petrol-air mixture, thus improving fuel consumption.

Auto Start-Stop. Switches the engine off without affecting other functions whenever the car comes to a rest, at traffic lights for example, saving fuel and reducing emissions. The engine is restarted automatically within a fraction of a second.

Lightweight Engineering. Lightweight materials have been introduced across the BMW range to create lighter engines and bodywork. The new materials reduce drag, making the car more responsive and improve handling for a more involved drive. And of course, the lighter the car the less fuel used and the lower the CO₂ emissions.

Eight-speed automatic transmission. The close spacing of gear ratios in the eight-speed automatic transmission with Steptronic, enables maximum use of the optimum rev range, lowering fuel consumption and enhancing shift comfort.

Active Aerodynamics. An engine needs more fuel when starting from cold. So to help ensure every trip is as fuel efficient as possible, Active Aerodynamics automatically closes the air vents to help the engine reach its operating temperature faster. This also helps improve aerodynamics, reducing air resistance cutting fuel consumption even further. The vents are only opened again to allow air to flow through the engine when cooling is required.

Optimum Shift Indicator. Timely gear shifts are one of the most effective ways to save fuel. A small visual display on the vehicle's instrument panel shows the optimum gear for a more fuel-efficient driving style.


Reduced Rolling Resistance Tyres. While the car is in motion, the tyres are constantly changing shape and that uses up energy and fuel. Tyres with reduced rolling resistance have an improved design and use special materials for their road treads and side walls, thus reducing deformation.

Electric Power Steering (EPS). In comparison with conventional hydraulic steering systems, the electric power steering support only uses energy as needed to assist steering. When a steering wheel is static, for example when driving on a straight road, the electric motor is inactive.

Brake Energy Regeneration. The alternator disengages automatically when the battery is fully charged, only re-engaging when the battery needs charging. This reduces the demands on the engine, reducing fuel consumption and emissions. In addition, when the car is braking or coasting, the system automatically engages the alternator to charge the battery, recycling energy that would otherwise be wasted.

IT ALL REVOLVES AROUND JOY. SEVERAL THOUSAND TIMES PER MINUTE.

The petrol engines. Power, responsiveness and revving ability characterise every BMW engine. Naturally, all the engines available for the BMW 5 Series Touring also follow the BMW EfficientDynamics philosophy, aiming to combine performance with maximum efficiency, minimising both fuel consumption and CO₂ emissions. Whichever engine you choose, you can be certain that you will enjoy maximum driving pleasure combined with superb efficiency.



BMW 550i.

The top-of-the-range engine is a BMW TwinPower Turbo V8 petrol unit combining two turbochargers with Double-VANOS and High-precision direct injection. These ensure a maximum torque of 600Nm, available from 1,750 to 4,500rpm. With a maximum power output of 407hp (300kW), the engine takes just 5.1 seconds to accelerate the car from 0 to 62mph. Thanks to High-precision direct injection, it is also extremely fuel-efficient.

BMW 535i.

Showcasing BMW's new single-turbo High-precision direct injection unit with VALVETRONIC is the BMW 535i. 306hp with a maximum torque of 400Nm, power the 535i from 0 to 62mph in just 5.8 seconds (5.9 seconds with the optional eight-speed automatic transmission).

BMW 530i.

This six-cylinder in-line petrol engine with High-precision direct injection has an output of 272hp (200kW), taking the BMW from 0 to 62mph in just 6.7 seconds. Average fuel consumption is 35.8mpg (7.9l/100km).


BMW 528i.

The highly efficient, naturally aspirated 1,997cc four-cylinder BMW 528i has a power output of 245hp thanks to the Double-VANOS system, which also boosts torque to 350Nm at 1,250rpm. EfficientDynamics technologies also help the BMW 528i deliver a combined fuel consumption of 39.8mpg (7.1l/100km) and CO₂ emissions of just 165g/km. For the automatic version, these figures are even more impressive at 41.5mpg (6.8l/100km) and 159g/km.

BMW 520i.

Displacing 1,997cc, the BMW 520i delivers an impressive 184hp and 270Nm of torque with EfficientDynamics technologies running costs are minimised, with the 520i achieving a combined 40.4mpg (7.0l/100km) while emitting just 163g/km CO₂. For the automatic version, these figures are even more impressive at 42.2mpg (6.7l/100km) and 156g/km.

The diesel engines. All BMW 5 Series Touring diesel models impress with their refined power and superb efficiency. The latest common-rail technology combines smoothness and economy with excellent accelerator response and revving ability. All models use lightweight aluminium engineering and come with a maintenance-free particle filter as standard. There are two six-cylinder in-line units and two four-cylinder engines to choose from.



BMW 535d.

This impressive diesel engine with BMW Twin-turbo technology provides outstanding pulling power, making its maximum torque of 630Nm available from as low as 1,500rpm. The smooth and extremely responsive six-cylinder in-line engine provides a power output of 313hp. Other key facts: 0 to 62mph in 5.5 seconds, average fuel consumption of 50.4mpg (5.6l/100km).

BMW 530d.

Pioneering diesel technology powers the 258hp BMW 530d. With combined fuel consumption of 47.9mpg (5.9l/100km) and CO₂ emissions of just 155g/km, this unit delivers cutting-edge efficiency thanks to BMW EfficientDynamics. EU5 compliant and using turbocharger technology, the 530d sprints from 0 to 62mph in just 6.2 seconds.

BMW 525d.

This 2.0 litre engine delivers 218hp of power and does so with exemplary refinement and flexibility. Its maximum torque of 450Nm is available from just 1,500rpm. The BMW 525d accelerates from 0 to 62mph in just 7.2 seconds; top speed is 147mph (236km/h). Average fuel consumption: just 53.3mpg (5.3l/100km).

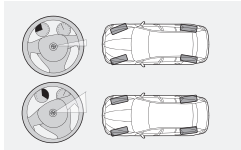
BMW 520d.

This highly impressive four-cylinder turbocharged unit found in the BMW 520d builds on the success of its predecessor offering further power and efficiency gains. These improvements come thanks to the full range of BMW EfficientDynamics technologies, including Auto Start-Stop. The results are nothing other than outstanding with 184hp being produced, along with emissions of just 130g/km of CO₂ and a combined fuel consumption of 57.6mpg (4.9l/100km).



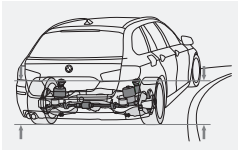
In the BMW 5 Series Touring, there are a whole host of innovative technologies helping you enjoy your drive. Many of these systems are intelligently networked with each other. Their interaction maximises both your safety and your driving pleasure.

THE DRIVING EXPERIENCE IN THE BMW 5 SERIES TOURING IS UNIQUE. HERE'S WHY.



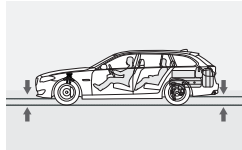
Integral Active Steering.

The optional Integral Active Steering combines rear-wheel steering with a variable steering ratio on the front wheels. At speeds up to around 35mph, the rear wheels turn the opposite way to the front wheels. This makes the wheelbase feel shorter, for manoeuvrability and enhanced agility. At speeds above around 50mph, the rear wheels turn the same way as the front wheels. This increases both driving stability and comfort.



Adaptive Drive.

The optional Adaptive Drive package combines two active chassis and suspension control systems: Dynamic Drive and Variable Damper Control, allowing you to set up the dampers the way you prefer them. With Dynamic Drive, active stabilisers at the front and rear axles minimise vehicle movements. Bodyroll is significantly reduced, so your passengers arrive more relaxed or can even do some work on the way.



Variable Damper Control.

Enables the driver to adjust the dampers to the relevant driving situation. Two core modes are available: 'Comfort' makes for a soft damper setting, enabling the car to absorb bumps in the road and minimising vehicle movement. Whereby 'Sport' selects a stiffer suspension setting, enhancing driving pleasure on twisting roads. Variable Damper Control includes the addition of a Sport+ mode.

Drive Performance Control.

By pressing a button, you can adjust the driving characteristics of the BMW 5 Series Touring according to your requirements. The system fine-tunes such features as accelerator response or steering assistance, enabling you to individualise the dynamic feel of your BMW. In conjunction with the optional chassis and suspension control systems Adaptive Drive and Variable Damper Control, the dampers can be fine-tuned as well, for maximum ride comfort.

Eight-speed Sport automatic transmission.

Enables fast gear changes using the selector lever or gearshift paddles on the sports leather steering wheel. The close spacing of the eight gears optimises acceleration, while also improving efficiency and shift comfort.

Double-wishbone suspension, front.

The double-wishbone front suspension removes lateral forces acting on the dampers, enabling them to respond very smoothly to the road. The rear axle uses an aluminium integral design, for superior dynamic performance combined with excellent ride comfort. It is made entirely from aluminium, which helps reduce vehicle weight. The BMW 5 Series Touring complements this with a self-leveling pneumatic rear suspension. This keeps the vehicle level, independently of the load carried, for consistently high ride comfort.

Dynamic Stability Control Plus (DSC+).

Highly sensitive sensors track vehicle status on a permanent, practically real-time basis and optimise directional stability and traction as required, via engine and brake management interventions. This makes it easier to control the vehicle even in poor road conditions, enhancing both safety and driving pleasure.

Passive safety.

All safety components complement each other perfectly. Up to six airbags offer specific protection: airbags for the driver and front passenger, front-to-rear head airbags, side airbags for the driver and front passenger and anti-whiplash front head restraints reduce the risk of whiplash injuries. The active bonnet, meanwhile, enhances pedestrian protection. The area in front of the windscreen is automatically raised by 60mm in the event of an accident.



BMW CONNECTED DRIVE: INTELLIGENT NETWORKING OF DRIVER, CAR AND ENVIRONMENT.




Our world is becoming more connected every day. BMW drivers are used to the fact that their vehicle and their world are connected – that they can request information, communicate via telephone or email and always be up to date while they're on the go. The BMW ConnectedDrive concept encompasses all the services and innovative technologies that network BMW vehicles and their passengers with the world outside, including the traffic around.



The next generation of automotive technology. The BMW Vision ConnectedDrive was developed to demonstrate how BMW ConnectedDrive technologies will continue to pioneer automotive innovations in the future. The concept was consciously designed as a roadster to allow optimal insight into the display and operation of future BMW ConnectedDrive features. Such features include a three-dimensional Head-up Display with Augmented Reality, vehicle-to-vehicle intelligent communication and a new Emotional Browser for sourcing relevant information on the surrounding environment. Three fibre optic light installations flow around the cabin to represent the key BMW ConnectedDrive areas of convenience, infotainment and safety. More information on this concept and future connected mobility projects can be found within our Future Lab.

www.bmw.com/futurelab

Convenience.



Park Assist.

This driver assistance system makes parallel parking easier. When travelling at speeds below 20mph, the system measures any parking spaces the vehicle passes. When a suitable space has been identified, the Park Assist function takes care of the steering, while the driver continues to operate the accelerator and brake pedals – supported by acoustic signals and instructions in the Control Display.



Surround-view, side-view and rear-view cameras.

Surround-view offers the driver a bird's-eye-view of the area around the vehicle, shown in the Control Display. The rear-view camera provides a view of the area to the rear of the car. In addition, side-view cameras ensure better visibility of approaching traffic when joining a main road from a side street or junction.



Speed limit display.

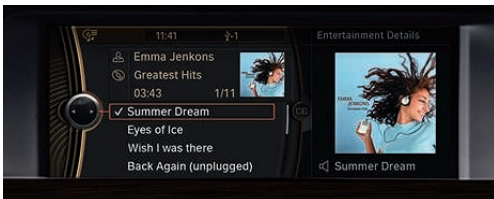
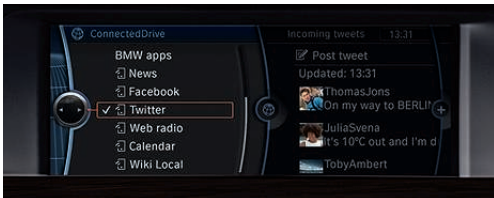
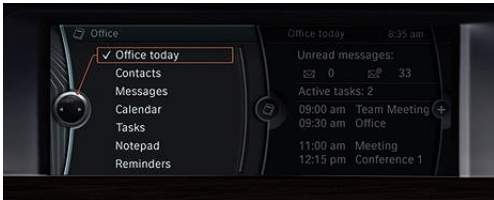
Keeps the driver informed of the maximum permissible speed of the road being travelled. A camera 'reads' relevant signs above and beside the road, and compares the information with the speed limits recorded in the Navigation system. The speed limit is then displayed in the instrument cluster and the optional Head-up Display.



Real Time Traffic Information (RTTI).

Provides a precise account of current traffic situations in real time. The information is presented on the Navigation map by using a colour coding system indicating the flow of traffic. Road networks are divided into distances as short as 500m for superior accuracy and dependency. Information is automatically updated every 3 minutes allowing the driver to monitor whether the traffic situation is improving or worsening. The system also recommends for or against alternative routes based on the potential time saving benefits.

Infotainment.



Enhanced Bluetooth telephone functionality.

From now on, you can use the time you spend in your car even more effectively. Thanks to the Enhanced Bluetooth telephone functionality and the intelligent integration of selected compatible business mobile phones¹, Office functions such as dates, tasks, contacts or SMS and email messages can be shown on the Control Display, via the Bluetooth connection, or they can be read aloud via the audio speakers, using the narrator function with Voice Control. Thanks to Bluetooth Audio Streaming², wireless playback of music files via selected compatible Bluetooth devices¹ is no problem either.

Mobile Application Preparation.

With this optional feature, users can download the BMW Connected iPhone application free of charge. With this app you're no longer limited to listening to local radio. Using the iDrive system, you can select web radio stations from around the world. You can call up the latest status reports from your Facebook and Twitter accounts and view your iCalendar on the vehicle Control Display.

USB audio interface.

With the USB audio interface and an original iPod USB cable, the album cover art for the track being played can be shown in the Control Display (the cover art display function is also available for other devices). The USB audio interface also allows the connectivity software in your BMW to be easily updated, so new compatible mobile phones and music players become fully operational after updating with a USB memory stick.³

Internet.

In-car browsing of the World Wide Web is now available with the optional Internet feature. Websites are displayed in the high resolution vehicle Control Display with the iDrive controller doubling as a mouse for on-screen navigation. The connection operates via the built-in vehicle SIM card and thus no external mobile device is required for operation. All data costs for a three year term are included as part of the optional BMW Assist package. The Internet service is only available when the vehicle is stationary.

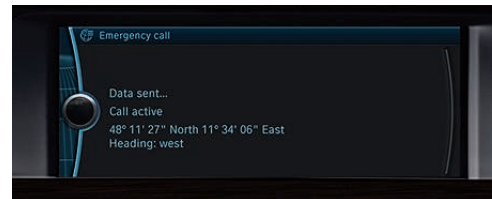
¹ See www.bmw.com/bluetooth for information on compatible devices.

² Details of compatible phones enabled for Bluetooth Audio Streaming is available at www.bmw.com/bluetooth

³ For information on software updating see www.bmw.com/update

⁴ Provisional image, subject to change.

Safety.



Multifunctional Instrument panel.

The optional Multifunctional Instrument panel offers a unique visualisation of the driving experience. Using the Drive Performance Control button, drivers can select the visual and graphic appearance of the information in the instrument display according to the selected driving mode. The standard display is Comfort mode, where ECO PRO mode is selected for efficient driving and Sport mode adds a new speedometer and rev counter display. The new digital display increases convenience, safety and driving pleasure by emphasising information that is relevant to the driving style selected.⁴

Night Vision with pedestrian recognition.

An infrared camera in the front grille detects people and animals up to a distance of 300 metres. The camera images are shown in the Control Display. Pedestrian recognition also gives a visual warning to indicate any people moving close to the road, enabling the driver to recognise potential dangers sooner and take more timely action.

Full colour Head-up Display.

A full colour TFT display projects important driving information onto the windscreen, in your direct field of vision. The information displayed includes the current road speed, or navigation instructions. The availability of more colours makes it easier to distinguish general driving information and warnings. The display ensures that your eyes are always on the road ahead for a safer driving experience.

Emergency 999 SOS call.

This service provides a direct link to the 999 Emergency Services. You can summon help manually by pressing the SOS emergency call button. Additionally, if your vehicle is involved in a more serious accident an automatic emergency call is made, providing extra reassurance that if you cannot call for help, the vehicle will on your behalf. With either manual or automatic Emergency SOS call, details of your vehicle and location will be sent directly to a 999 Emergency Service Centre, so that immediate action can be taken and assistance dispatched without delay. The emergency 999 SOS call is part of the optional BMW Assist package.

Certain BMW ConnectedDrive features are optional dependant on the model and options chosen. Screens and Services may differ in the UK. BMW Assist services require a connection to a UK mobile telephone network and are not available on the Isle of Man, Channel Islands or in the Republic of Ireland. Some services are available in other European countries, please refer to your local BMW Dealer for more information.



How does the Head-up Display work?

When I am in the middle of rush-hour traffic, I don't want to take my eyes off the road even for a second. Luckily, I don't have to – the full colour Head-up Display projects navigation instructions and other important information on the windscreen, directly in to my field of vision. The display looks as though it were floating above the bonnet. How does that work? Inside the dashboard support structure, there is a monitor, similar to the display in a mobile phone. LEDs generate an image on this display. This is projected onto the windscreen via four mirrors, like in a slide projector. In the process, its size is magnified six times. And although the display is reflected on the windscreen, due to the clever optical arrangement it appears to the driver to be about two metres away. The eyes don't have to refocus, making driving less tiring.

The driver is less distracted and more relaxed, because there is no need to move the eyes from the instrument cluster to the road and back.

What's the benefit of Integral Active Steering?

With a BMW, a trip into the countryside is highly enjoyable: twisting roads make a welcome change from monotonous driving on the motorway. The responses of the BMW 5 Series Touring are immediate and direct. But why is it that I stay so relaxed even in the tightest corners? The Integral Active Steering with rear-wheel steering varies the steering effort in line with vehicle speed, using Servotronic. For the first time, the Active Steering includes a superimposed gear system used to control the steering angle of both the front and the rear wheels. This makes for added precision on twisting roads, enhances control for quick lane changes on the motorway and also assists with low speed manoeuvres such as parking in tight spaces.

Do you really need the Speed limit display?

It's a weekend: the weather is nice, the road is excellent and clear. Time to put the foot on the accelerator. But how fast am I allowed to go here? The last road sign was a while ago, and there might be a speed limit just around the corner. In conjunction with the navigation system, the Speed limit display refers to speed limits in a database and can display them at the press of a button. It is a good investment. How does it know the speed limits

and how does it check them? In addition, a camera in the rear-view mirror reads road signs with place names or speed limits. The currently permitted maximum speed is shown in the display, or optionally in the full colour Head-up Display. The system works all over Europe, in towns, in the countryside, on motorways and even in roadworks or areas where speed limits vary. The Speed limit display even consults the rain sensor and clock before it shows a limit.

What is Active Cruise Control? A congested motorway. Slow-moving traffic, more stop than go. A situation no driver relishes. But in the BMW 5 Series Touring, it is still a relaxed affair. As soon as the car ahead stops, the BMW too comes to a smoothly controlled halt. Once the car ahead starts moving again, so does the BMW 5 Series Touring, as if it had eyes of its own. And it does: a radar sensor monitors the area in front of the car. Its visual range extends from just in front of the bumper to 150 metres ahead – because Active Cruise Control is not just for slow traffic, it also works at higher speeds on the motorway. The system also warns the driver of potential collisions, using two warning levels. The integrated light-braking function ensures that maximum braking power is available in the event of an emergency.



What do Park Assist and Surround-view do?

Every evening it is the same: stressed drivers trying to find a parking space. One gap seems too short, another not wide enough. Luckily, I don't have to rely on estimates any longer. I trust my BMW and let it find a suitable space for me. Using sensors, Park Assist establishes the size of the gap, whilst Surround-view, which includes two cameras in the front wheel arches and two in the side mirrors, means I have a good view of the area around my car. If I pass a large enough parking space, Park Assist will signal a green light. I put the car in reverse gear, take my hands off the steering wheel and press the accelerator or brake pedal; the BMW 5 Series takes care of everything else.

BMW and Apple iPhone: the perfect combination?

I get in, press the Start button, and my favourite song comes out of the loudspeakers. How come? Luck? The Apple iPhone or any other BMW Bluetooth-capable mobile phone communicates perfectly with the 5 Series Touring, and the connection is easy to establish. The phone book and contacts are automatically available. It's all thanks to the Bluetooth technology connecting the hands-free equipment in the BMW with the mobile phone (included as standard on all models). So you can access telephone numbers stored in your mobile phone via the iDrive Controller or the buttons on the steering wheel. All you have to do to start a hands-free call is to press a button. After docking to the BMW Adapter, the entire music library is available as well via iDrive, in the accustomed order. (Certain features only available with optional equipment).



SIX TECHNICAL QUESTIONS.

Timeless elegance.



The Havana metallic exterior colour emphasises the elegant looks of the BMW 5 Series Touring. This effect is reinforced in the interior with Exclusive Nappa leather upholstery in Oyster and High-gloss Dark Ash-grain wood trim.

The panoramic glass sunroof floods the interior with light, and the 18" light alloy Radial-spoke wheels style 237 provide the finishing touches.

Dynamic style.



The combination of Cashmere Silver metallic exterior and Dakota leather in Cinnamon Brown adds a sporting touch to the BMW 5 Series Touring, which is perfectly complemented by the 18" light alloy Turbine-spoke wheels style 329.

The Sport leather steering wheel and Fine Brushed Aluminium interior trim further emphasise the dynamic appeal.



The M Sport models. A statement of dynamic ability.



□ **M Sport models:** The M Sport models feature Sport seats, M Sport leather steering wheel, Aluminium Hexagon interior trim and Anthracite headlining. The exterior differentiators include the M aerodynamic bodystyling, High-gloss

Shadowline exterior trim, and 18" light alloy Double-spoke wheels style 350 M (optional Grey Shadow cloth/Anthracite Alcantara upholstery and 19" light alloy Double-spoke wheels style 351 M as shown below).



■ **2NA 18" light alloy Double-spoke style 350 M**, 8J x 18" with 245/45 R18 run-flat tyres.



□ **2NB 19" light alloy Double-spoke style 351 M**, 8.5J x 19", 245/40 R19 run-flat tyres.



■ **Rear diffuser** increases downforce on the rear axle at high speeds – for a sportier look and enhanced performance.



■ **M door sill finishers** with Chrome insert and M logo, reinforcing the visual effect of the M Sport models.



■ **M Sport leather steering wheel** features special thumb rests and a thicker rim for extra grip. (Steering wheel paddles shown are included with the optional eight-speed Sport automatic transmission).



BMW Individual. The most exclusive way to drive a BMW.

True exclusivity is defined by the very highest standards: those that each person sets for themselves. BMW Individual enables you to realise these standards in the car you drive.

□ In the BMW 5 Series Touring shown here the new BMW Individual Amazonite Silver metallic exterior and the BMW Individual Extended Merino leather upholstery in Graphite create a harmonious interplay of sophisticated shades of colour. The characteristic iridescence of the paint finish varies from a warm pastel grey to a subtle green tint, depending on the angle of light. These brilliant hues and the special pigmentation below the surface lend BMW Individual paint finishes their extraordinary intensity. The BMW Individual Extended Merino leather with its exquisite, natural surface texture makes for maximum exclusivity, with a soft, velvety feel and breathable structure. BMW Individual interior trims add striking accents, displaying choice woods and immaculate craftsmanship. The Piano Black trim shown here is another exclusive option, with a high-gloss surface that is usually only achieved by the world's leading piano makers.



Experience BMW Individual interactively with the BMW Individual iPad app.

BMW Individual Amazonite Silver, metallic.



□ BMW Individual Champagne Quartz, metallic.



□ 19" light alloy V-spoke style 349 I, 8.5J x 19, 245/40 R19 tyres.



□ Extended Merino leather upholstery in Platinum.



□ Extended Merino leather upholstery in Platinum, with Honey Brown Satin Walnut wood trim and wood, High-gloss insert for leather steering wheel.




□ Extended Merino leather upholstery in Graphite, with Piano Black interior trim.

Exterior colours.



■ **668 Jet Black**
Non-metallic



■ **300 Alpine White**
Non-metallic



□ **475 Black Sapphire**
Metallic²



□ **354 Titanium Silver**
Metallic



□ **A52 Space Grey**
Metallic



□ **A72 Cashmere Silver**
Metallic²



□ **A84 Milano Beige**
Metallic²



□ **A76 Deep Sea Blue**
Metallic²



□ **A81 Tasman**
Metallic²



□ **A17 Havana**
Metallic²



□ **B90 Sophisto Grey II**
Xirallic



□ **A89 Imperial Blue**
Xirallic



□ **416 Carbon Black**
Metallic¹



BMW Individual

□ **BMW Individual**
X04 Moonstone, metallic



□ **BMW Individual**
X02 Citrine Black, metallic

□ **BMW Individual**
X07 Amazonite Silver, metallic



□ **BMW Individual**
S34 Azurite Black, metallic

□ **BMW Individual**
X08 Champagne Quartz, metallic

¹ Only with M Sport models.

² Not with M Sport models.

³ All BMW Individual Merino leather upholstery are available as both Extended and Full.

Upholstery colours.



AZAT Anthracite
Grey Shadow cloth/Alcantara¹



LCSW Black
Dakota leather



LCDE Everest Grey
Dakota leather




LCDF Venetian Beige
Dakota leather



LCDH Oyster/Oyster
Dakota leather



LCCX Oyster/Black
Dakota leather



LCEZ Cinnamon Brown/Black
Dakota leather



NASW Black
Exclusive Nappa leather



NACX Oyster/Black
Exclusive Nappa leather



BMW Individual



BMW Individual Extended Merino leather³
ZAC8 Platinum



BMW Individual Extended Merino leather³
ZAP8 Graphite



BMW Individual Extended Merino leather³
ZAP6 Champagne



BMW Individual Extended Merino leather³
ZAP7 Silk Grey



BMW Individual Extended Merino leather³
ZAWT Cohiba Brown

The pages above show the colours and materials available for the BMW 5 Series Touring. You can use them to identify your favourite colours, or compare various possible combinations. The colour samples are designed to give you a first impression. Experience has shown however, that the printed versions of paint and upholstery colours cannot in all cases faithfully replicate the precise shade of the paintwork and upholstery. We therefore recommend that you consult your BMW Dealer on your preferred colour choices. They will be happy to show you larger samples and assist you with your choices.

Interior colours/BMW Individual headlinings.



Black



Oyster



Venetian Beige



Everest Grey



BMW Individual



BMW Individual Alcantara headlining
XD5 Silk Grey



BMW Individual Alcantara headlining
XD5 Platinum




BMW Individual Alcantara headlining
XD5 Champagne

Interior trims.



Black, High-gloss²



Aluminium Hexagon¹



4CE Finition Anthracite wood, High-gloss



4B5 Light Ash-grain wood, High-gloss



4BN Dark Ash-grain wood, High-gloss



4B9 Fine Brushed Aluminium



BMW Individual

BMW Individual
XE7 Piano Black, High-gloss



BMW Individual
XE5 Auburn Sycamore wood, High-gloss



BMW Individual
XE6 Honey Brown Satin Walnut wood, High-gloss

Combinations.

Upholstery material	BMW upholstery colours										BMW Individual upholstery colours				
	Grey Shadow Cloth/ Alcantara ²	Dakota leather ⁴						Exclusive Nappa leather		BMW Individual Full or Extended Merino leather					
Upholstery colours	Anthracite	Black	Everest Grey	Venetian Beige	Oyster	Oyster	Cinnamon Brown	Black	Oyster	Gaaphite	Silk Grey	Platinum	Champagne	Cohiba Brown	
Interior colours	Black	Black	Everest Grey	Venetian Beige	Oyster	Black	Black	Black	Black	Black	Black	Black	Black	Black	
BMW exterior colours															
668 Jet Black, non-metallic	•	•	•	•	•	•	•	•	•	•	•	•	•	•	
300 Alpine White, non-metallic	•	•	•	•	•	•	•	•	•	•	•	•	•	•	
475 Black Sapphire, metallic	•	•	•	•	•	•	•	•	•	•	•	•	•	•	
354 Titanium Silver, metallic	•	•	•	•	•	•	•	•	•	•	•	•	•	•	
A52 Space Grey, metallic	•	•	•	•	•	•	•	•	•	•	•	•	•	•	
A72 Cashmere Silver, metallic ¹	•	•	•	•	•	•	•	•	•	•	•	•	•	•	
A84 Milano Beige, metallic ¹	•	•	•	•	•	•	•	•	•	•	•	•	•	•	
A76 Deep Sea Blue, metallic ¹	•	•	•	•	•	•	•	•	•	•	•	•	•	•	
A81 Tasman, metallic ¹	•	•	•	•	•	•	•	•	•	•	•	•	•	•	
A17 Havanna, metallic ¹	•	•	•	•	•	•	•	•	•	•	•	•	•	•	
B90 Sophisto Grey II, Xirallic	•	•	•	•	•	•	•	•	•	•	•	•	•	•	
A89 Imperial Blue, Xirallic	•	•	•	•	•	•	•	•	•	•	•	•	•	•	
416 Carbon Black, metallic ²	•	•	•	•	•	•	•	•	•	•	•	•	•	•	
BMW Individual exterior colours															
X02 Citrine Black, metallic	•	•	•	•	•	•	•	•	•	•	•	•	•	•	
S34 Azurite Black, metallic	•	•	•	•	•	•	•	•	•	•	•	•	•	•	
X04 Moonstone, metallic	•	•	•	•	•	•	•	•	•	•	•	•	•	•	
X07 Amazonite Silver, metallic	•	•	•	•	•	•	•	•	•	•	•	•	•	•	
X08 Champagne Quartz, metallic	•	•	•	•	•	•	•	•	•	•	•	•	•	•	
BMW interior trims															
4AT Black, High-gloss ³	•	•	•	•	•	•	•	•	•	•	•	•	•	•	
4MR Aluminium Hexagon interior trim ²	•	•	•	•	•	•	•	•	•	•	•	•	•	•	
4CE Finesline Anthracite wood, High-gloss	•	•	•	•	•	•	•	•	•	•	•	•	•	•	
4B5 Light Ash-grain wood, High-gloss	•	•	•	•	•	•	•	•	•	•	•	•	•	•	
4BN Dark Ash-grain wood, High-gloss ³	•	•	•	•	•	•	•	•	•	•	•	•	•	•	
4B9 Fine Brushed Aluminium	•	•	•	•	•	•	•	•	•	•	•	•	•	•	
BMW Individual interior trims															
XE5 Auburn Sycamore wood, High-gloss	•	•	•	•	•	•	•	•	•	•	•	•	•	•	
XE6 Honey Brown Satin Walnut wood, High-gloss	•	•	•	•	•	•	•	•	•	•	•	•	•	•	
XE7 Piano Black, High-gloss	•	•	•	•	•	•	•	•	•	•	•	•	•	•	

• Available — Not available

¹ Not with M Sport models.

² Only with M Sport models.

³ Standard on 550i.

⁴ Dakota leather includes seat surfaces, armrests in centre console and doors, headrests for front seats and outer rear seats, gear lever gaiter.

Standard/Optional equipment.



□ **522 Xenon headlights** for high and low beam, with automatic headlight range control and headlight washing system, provide significantly improved illumination of the road ahead at night or in bad weather.

□ **524 Adaptive Headlights** with variable light distribution. The integrated cornering lights are activated whenever the indicator is switched on or automatically according to the steering angle.

□ **5AC High-beam Assistant** helps the driver at night by automatically switching between high or low beam according to the oncoming traffic, vehicles driving in front and the quality of road lighting.



■ **Rear light cluster** with taillight, brake light and indicator in LED technology. The typical BMW design of the light elements makes for optimum visibility. Dynamic Brake Lights with flashing function help traffic travelling behind tell the difference between a light tap on the brake pedal and an emergency stop for increased driving safety.



■ **Roof rails, Matt Aluminium**, harmoniously matched to the vehicle design, this system forms the basis for a multi-functional BMW roof rack which can be used for safe and convenient transportation of luggage, bicycles and skis etc. Also available in Matt Black and High-gloss Shadowline.



□ **402 Panoramic glass sunroof**, double sunroof with slide and tilt function with fingertip control, electrically adjustable floating headliner, trap release and comfort opening/closing function.



□ **430 Exterior mirrors, folding** with automatic anti-dazzle function which folds in at the touch of a button. Includes "kerb-view" function to assist when reversing.

■ **Rear-view mirror, automatically dimming** with automatic anti-dazzle function.



□ **3MB Exterior trim, Matt Aluminium**, comprises front and rear side window frames and window recess finishers in Matt Aluminium.



□ **760 Exterior trim, High-gloss Shadowline**, comprises front and rear side window frames and window recess finishers in Black, High-gloss. (Standard on M Sport models).



□ **322 Comfort Access with smart-opener** system to lock and unlock the vehicle without direct operation of the remote control key. (Only available with optional equipment package, please consult your BMW Dealer for further information.)

□ **323 Soft-close doors** for the gentle closing of all four doors via electric function. Electric motor completes the final 6mm of closing.



Tailpipes: 520i, 528i, 530i, 520d, 525d and 530d feature a distinct twin Chrome tailpipe, fitted on the left; the 535i and 535d have two individual tailpipes, one on the left and one on the right. 550i features two single quadrilateral tailpipes in Chrome.



□ **3AC Towbar, electric:** concealed and permanently installed behind the bumper with electric extension and retraction. Released and retracted via a switch in the luggage compartment.



■ **2K1 17" light alloy V-spoke style 236**, 8J x 17" with 225/55 R17 run-flat tyres. (Standard on all models except 550i and M Sport models.)



□ **2DB 17" light alloy Star-spoke style 327**, 8J x 17" with 225/55 R17 run-flat tyres.



□ **2K2 18" light alloy V-spoke style 328**, 8J x 18" with 245/45 R18 run-flat tyres.



□ **2HM 18" light alloy Radial-spoke style 237**, 8J x 18" with 245/45 R18 run-flat tyres.



□ **2WD 19" light alloy W-spoke style 332**, 8.5J x 19" with 245/40 R19 run-flat tyres.



□ **2AK 18" light alloy Turbine-spoke style 329**, 8J x 18" with 245/45 R18 run-flat tyres.



□ **2DD 18" light alloy Star-spoke style 330**, 8J x 18" with 245/45 R18 run-flat tyres.



□ **2K4 19" light alloy V-spoke style 331**, 8.5J x 19" with 245/40 R 19 run-flat tyres.

Standard/Optional equipment.



□ **255 Sport multi-function leather steering wheel** three-spoke, for a sportier grip. Integrated buttons allow convenient and safe operation of the telephone, audio and voice functions, and cruise control. Shown here with Eight-speed Sport automatic transmission.

□ **248 Steering wheel heating:** Heats up at the touch of a button.



■ **Multi-function leather steering wheel** allows the driver to operate a large number of functions conveniently and without being distracted from the road ahead. The left-hand buttons are used to operate all cruise control functions, while those on the right serve the audio functions, such as the radio, telephone and Voice Control.



■ **Start-Stop button** for starting or stopping the engine after unlocking the car. The vehicle key is automatically recognised and, for automatic models, can be stowed in a designated front compartment.



■ **Six-speed manual transmission** for a very sporty drive. Smooth, with perfect ratios and precise, short-throw gearshifts. The tight spacing of gear ratios means that you can make even more individual use of the engine's power. (Not available for 535d and 550i models.)



□ **205 Eight-speed automatic transmission** with electronic gear selection and Adaptive Transmission Management for fast, immaculate gear changes. (Standard for 535d and 550i models.)



□ **2TB Eight-speed Sport automatic transmission** features a sport mode with shortened shift times for a particularly sporty drive, as well as shift paddles on the sport leather steering wheel and a sporty gear selector design.



■ **Cruise control with brake function:** Speeds above 20mph can be programmed in segments of 1 and 5mph and are displayed on the outer ring of the speedometer. Activation is via a rocker switch on the left of the steering wheel and deactivation is via a button on the steering wheel or when the brake pedal is pressed.



□ **5DF Active Cruise Control with 'Stop and Go' function:** Driver assistance system for increased comfort and active safety when driving in slow-moving traffic. Combines cruise control with active safe distance control that can brake the car to a standstill in bumper-to-bumper driving, with automatic restart in typical 'stop and go' situations.



■ **Partial Black Panel technology** shows certain displays in the instrument cluster as a Matt Black surface when switched off. The BMW EfficientDynamics display is also incorporated within this panel.

□ **163 BMW Diesel with BluePerformance.** Storage catalytic converter, reducing NO_x emissions and meeting EU6 emissions standards. (Available with 520d and 530d models).



□ **GWA Full Black Panel technology**, including a high resolution 9.2" Info Display. The display features Black Panel technology – when the ignition is off it appears as a flat, Matt Black surface. The only three-dimensional elements are the Chrome rings, open at the bottom that encircle the display's dial. As soon as the vehicle is opened, the Chrome rings turn into full circles and the dials and display appear. Only available in conjunction with Head-Up Display.



□ **6WB Multifunction Instrument panel (10.2")** in Black Panel technology enables a unique visual driving experience. Three different modes, with differentiated colours and graphic designs, can be displayed in the instrument cluster: Comfort, ECO PRO and Sport. (Provisional images).

Comfort mode (left). The new digital display enhances safety as well as convenience and driving enjoyment by highlighting or enlarging information that is particularly relevant to a given style of driving (in the 550i, only Comfort mode is available).


Sport mode (right). The purist orange-red display focuses on the data that are of most interest to sporty drivers. On the left, it shows the current speed in a large numerical display. The rev counter on the right contains a large display showing which gear is currently selected (for 550i only in conjunction with Adaptive Drive, Dynamic Damper Control, Integral Active Steering and Sport automatic transmission).



■ **BMW EfficientDynamics display:** ECO PRO is integrated into the instrument display panel and shows precisely how much pressure to apply to the pedal when you accelerate, helping the driver achieve optimum miles per gallon, improving efficiency.




□ **8TH Speed limit display*** uses a camera to read both permanent and temporary speed limit signs and displays the current speed limit in the Info Display and optional Head-up Display.



□ **5AD Lane departure warning system** uses a camera to identify when the vehicle is nearing a road marking and warns the driver by sending a mild vibration through the steering wheel if the indicator is not activated.



□ **5AG Lane change warning system:** When the indicator is activated this system recognises a vehicle in the driver's blind spot or approaching at high speed and warns the driver through a visible signal in the exterior mirror and vibration to the steering wheel. (Only with Exterior mirrors, folding and automatically dimming).



□ **610 Full colour Head-up Display** includes full Black panel technology and delivers driving-related information such as the car's speed, directly into the driver's field of vision. The arrow instructions of the navigation system, and functions of the Active Cruise Control with 'Stop and Go' function, Lane departure warning system, Speed limit display* and check control warning system can also be displayed. (Only available with equipment package, please consult your BMW Dealer for further information).



□ **5DP Park Assist** makes parallel parking easier. When travelling at speeds below 20mph, the system measures any parking gaps the vehicle passes. When an appropriate space has been located, Park Assist will do the steering, while the driver continues to operate the accelerator and brake pedals. (Only available with equipment package, please consult your BMW Dealer for further information).

* Please note that Speed limit display is an aid to driver memory only, it is not possible to guarantee system recognition of all permanent and temporary speed limit signs. It remains the responsibility of the driver to recognise speed limits, operate within existing road laws and drive in a manner appropriate to weather and traffic conditions.

Standard/Optional equipment.



□ **3AG Reversing Assist camera** shows the area behind the vehicle clearly in the Control Display. Interactive guidelines show, for example, whether the parking space selected is large enough for the vehicle.

■ **Park Distance Control (PDC)**, front and rear, facilitates the process of parking and manoeuvring in confined spaces, giving an acoustic signal for the distance between the car and an obstacle, as well as a visual indication in the Control Display.



□ **5DL Surround-view** includes Top-view and Side-view cameras. Top-view consists of two video cameras, one located in each exterior mirror casing and provides 'bird's-eye view' images of the area to the side of the car. Side-view consists of two side-viewing video cameras, one at each side of the front bumper and permits an early view of approaching traffic for pulling away from exits or crossing junctions with poor visibility to one or both sides. The images are shown in the Control Display and activated when the gearstick is moved to the 'R' position (Top-view) and manually by the push of a button. (Only available with equipment package, please consult your BMW Dealer for further information).



■ **iDrive Controller** with shortcut buttons: the central control unit for iDrive is rotated, pushed and tilted to operate various functions via the Control Display. Plus, four frequently selected menus – CD, radio, navigation and telephone – can be called up using direct access buttons.

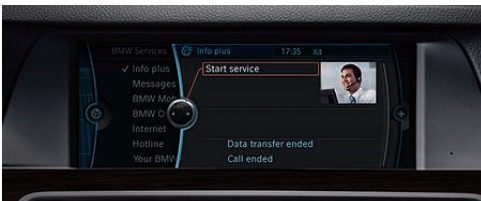


■ **Control Display** with high-resolution TFT screen (6.5", colour). Shows the functions operated using the Controller (e.g. Navigation system and radio). The screen comes in a 10.2" format in conjunction with the optional BMW Professional Multimedia Navigation system (shown here).



□ **609 Navigation system – BMW Professional Multimedia** with high-resolution 10.2" colour display (shown above), including DVD drive, integrated hard disc for storage of audio files transferred from CDs, MP3 players or USB sticks, as well as dynamic route planning, 3D route map and split-screen function. Now includes Real Time Traffic Information (RTTI).

□ **606 Navigation system – BMW Business Advanced** with 6.5" colour display, inc. CD drive, dynamic route planning, 2D and perspective route map and/or arrow view.



□ **612 BMW Assist*** provides telematic and online services that are fully integrated with the BMW navigation and Bluetooth telephone systems to offer enhanced functionality. They provide you and your passengers access to key information from within the vehicle, helping you keep safe and in touch. Refer to page 70 for further details.

□ **616 BMW Online*** provides access to online services (e-mail, customised portals for news, stock market updates, weather etc. and Google Maps).



□ **614 Internet*** enables unlimited web surfing while the vehicle is stationary. Any Internet site can be accessed and shown on the Control Display by entering the URL using the iDrive system, or via a personal favourites list. In conjunction with the Professional rear-seat entertainment system, it can also be used by rear passengers while the vehicle is on the move.



□ **Hard disc drive** enables quick access to a large collection of music files which can be transferred to the 12GB hard disc from a CD, MP3 player or USB stick (included and only available with BMW Professional Multimedia Navigation system).



■ **Integrated Owner's Manual** for quick and immediate access to all vehicle-specific information. The owner's manual can be operated via the iDrive and is shown on the Control Display. To ensure optimum user-friendliness, the contents features multimedia elements such as animations and dynamic illustrations.



□ **601 TV function** allows the Control Display to be used as a television when the car is stationary. The TV function receives digital programmes. (Only with BMW Professional Multimedia Navigation system.)



□ **6UK Night Vision with pedestrian recognition** uses an infrared camera to detect people and animals up to a distance of 300 metres and transfers the images directly onto the Control Display. The pedestrian recognition system sends a warning signal to the driver if a person moves towards the road and will present a hazard.



□ **6FH Rear seat entertainment – BMW Professional:** Two independent tiltable 9.2" screens located in the rear of the front seats. Operation by remote control. DVD drive and separate ports for connecting MP3 players and games consoles. Access to the vehicle's entertainment system, navigation (independent to driver) and telephone. Includes two sets of wireless headphones.



■ **BMW Professional radio**, four-channel amplifier, two-tuner reception, aerial diversity, scan function, CD drive, MP3 playback facility.


□ **677 Loudspeaker system – BMW Professional** uses a digital amplifier with 600W output and a total of 16 loudspeakers ensure a sound experience of maximum intensity.

□ **676 Loudspeaker system – BMW Business** with digital amplifier and 12 loudspeakers.

□ **654 DAB digital radio** to enable reception of digital radio programmes.



□ **6F2 B&O Advanced audio system** offers superior acoustics thanks to innovative Dirac Dimensions signal processing and 16 loudspeakers with a total output of 1,200 Watt, including a retractable centre speaker. This houses the mid-range speaker and the Acoustic Lens Technology that ensures consistent sound quality on all seats. You have the choice between two sound settings: "Studio" for particularly crisp sound and "Expanded" for a more open sound space. The loudspeakers' lighting completes this audiovisual experience.



Standard/Optional equipment.



■ **Automatic air conditioning with two-zone control**, includes recirculated-air filter, fogging sensor, auxiliary ventilation, residual heat utilisation and automatic temperature control (separate for driver and front passenger).



■ **Standard seats for driver and front passenger**, with electric adjustment of seat height and backrest angle; manual adjustment of fore/aft position, headrest height and seat angle (for the driver).

□ **459 Seat adjustment – front, electric with driver memory**. Electric, for all front seat parameters, and electric adjustment of steering column.

■ **Seat heating for driver and front passenger seats**. Seat surfaces and backrests feature three heating levels.

□ **488 Lumbar support** for driver and front passenger seats, electrically adjustable for height and depth, for an ergonomically perfect seat position and support of back muscles.



□ **481 Sport seats for driver and front passenger**, have raised side sections to provide optimum side support with part-electric adjustment of seat height, backrest angle and manual adjustment of fore/aft position, headrest height and thigh support. (Standard for M Sport models.)



□ **4NB Automatic air conditioning with four-zone control**: The climate of both the front and rear compartments can be controlled separately allowing the driver and three passengers to tailor the temperature to their individual preferences.



□ **456 Comfort seats for driver and front passenger**: Multi-adjustable seats with electric adjustment for anti-whiplash head restraints, upper and lower backrest, backrest width, seat base, thigh rest and lumbar support. Also electric adjustment of steering column and memory function for passenger seat. Includes 488 Lumbar support, driver and front passenger, and 459 Seat adjustment – front, electric with driver memory.

□ **455 Oscillating seat base function** makes for relaxed sitting and driving on longer journeys. Pelvis and lumbar vertebrae are mobilised by alternating, cyclical up/down movements of the seat surface at regular intervals.



□ **453 Seat ventilation, front.**

Ensures a pleasantly cool seat temperature in summer to significantly increase comfort; vents in the seats surface and backrests blow air through the perforated upholstery.



■ **Front armrest**, including storage compartment.



□ **6NL Enhanced Bluetooth functionality with telematics, USB audio interface and Voice Control.** Wireless connection for compatible Bluetooth Mobile telephones including hands-free facility, enables convenient connection, Office function, and other useful tools.



■ **Lighting** includes illumination of the front exit area and footwell, the glove compartment and cabin as well as the vanity mirrors at the front left and right, rear reading lights, soft light function and luggage compartment lights.

■ **Ambient lighting** includes illumination of the storage compartment in the front centre armrest, the storage areas in the doors, the door openers and door trims, the front footwells, vicinity lighting integrated in the exterior door handles and a light on the underside of the tailgate. Includes Chrome strips on exterior door handles. (Standard on all models except 520d.)



□ **417 Sunblinds**, manually operated for rear side windows to regulate direct sunlight in the cabin.



■ **Personal Profile:** depending on your equipment selection, your individual settings for temperature and air distribution of the automatic air conditioning, seat and exterior mirror positions, radio volume and sound settings etc. are saved by the vehicle and will activate when you open the central locking with your personal key.

Versatility.



The BMW 5 Series Touring offers more than just a lot of space: it is also extremely versatile, able to adapt itself to your requirements.



■ **Seat release:** the rear seat backrest can be released and folded down from the load bay, to create an almost level floor.



○ **Bicycle holder for the interior** can accommodate up to two bicycles. Only available in conjunction with option 418, Extended storage.



■ **Luggage compartment** with low loading sill for simple and convenient loading.



■ **Rear seat backrest** can be split in a number of ways to suit various requirements. It enables transport of a surfboard, for example, while retaining four usable seats.



□ **4UY Through-loading ski bag,** enables clean and safe transport of up to four pairs of skis or two snowboards with up to four people on board. The ski bag is easy to remove and can also be used outside the vehicle. When it is not needed, it can be folded and stored in the bag supplied for this purpose.



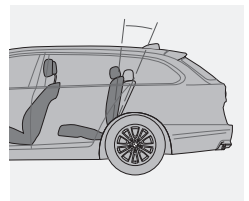
□ **316 Tailgate operation, automatic.** Automatic tailgate operation via the remote key. Closing is instigated by a button on the inside of the tailgate. Opening is via an electro-hydraulic mechanism; when closing the tailgate, the load area cover is automatically lowered into place.



■ **Tailgate window, independent opening:** for quick and easy access to the luggage compartment, the rear window can be opened separately. When closing the window, the load area cover is automatically lowered into place.



■ **Load area cover, complete with divider net:** when opening the tailgate or tailgate window, the comfort opening function lifts the load area cover up and out of the way, for convenient loading and unloading. The divider net prevents luggage from falling into the passenger compartment when braking heavily.



□ **418 Extended storage** includes an adjustable rear seat backrest, with an 11 degree range of adjustment and seven separate settings, enlarging luggage capacity by up to 30 litres. Also includes two lashing rails with two extra sliding lashing eyelets, an elastic strap, multi-function hook and a luggage net.

Genuine BMW Accessories.



Rear bicycle holder for up to two bicycles. 20" light alloy V-spoke style 356 wheels, Bicolour with burnished visible side.



BMW Junior Seat I-II, with/without ISOFIX, available in various colours.



Avenue foot mats, dirt repellent and water resistant. Available in Black or Venetian Beige.



Sunblinds, easy to affix to the rear window and side windows.



Multifunctional fitted luggage compartment mat with interlocking collapsible box, organises belongings and protects boot space from water and dirt.



Infrared stereo headphones, specially designed for the optional BMW rear seat entertainment systems and the Universal DVD system.

A BMW always delivers a unique driving experience – and Genuine BMW Accessories make the drive better still. Combining great ideas, immaculate design and sheer practicality to create innovative solutions, Genuine BMW Accessories are available in many categories: exterior, interior, communications and information and transportation and luggage compartment solutions. Your BMW Dealer will be pleased to advise you on the complete range of accessories and provide you with a brochure. For further information, please visit



Snap-in adapter with USB interface for making calls and charging the phone together with improved reception via an external aerial. In conjunction with 6NF, also available with USB interface for listening to music.

520d SE	
Engine	Catalytic converter
	Common-rail injection system
	Diesel Particulate Filter (DPF)
	Digital Diesel Electronics (DDE)
	Engine mounts, hydraulically controlled
	EU5 emissions management
	Four-cylinder in-line diesel engine with four-valve technology
	Turbo
Transmission	Six-speed manual transmission
Wheels and chassis	17" light alloy V-spoke style 236 with run-flat tyres
	Brake callipers – Aluminium, front and rear
	Brake-pad wear indicator
	Disc brakes – front and rear, ventilated
	Double-wishbone suspension, front
	Electric Power Steering (EPS) with Servotronic
	Electro-mechanical parking brake
	Integral rear axle
	Self-levelling air suspension, rear
Safety and technology	Airbags comprising:
	– Advanced Head Protection System (AHPS II), front and rear
	– Crash sensor activating central locking release, hazard warning lights, fuel cut-off, interior lighting and safety battery terminal
	– Driver, front passenger, front and side
	– Impact-dependent airbag system (ID airbags), driver and front passenger
	– Passenger seat airbag deactivation, front
	– Passenger seat occupancy sensor, front
	Alarm system (Thatcham 1) with remote control and engine immobiliser
	Check control warning system
	Child locking system, rear doors
	Condition Based Servicing (CBS)
	Cruise control with brake and speed limiting function
	Deformation zones – front and rear, that can absorb impacts of, up to 9.5mph. Bumpers absorb impacts up to 2.5mph without damage
	Drive Performance Control with ECO PRO, Comfort and Sport modes (excluding 550i)
	Dynamic Brake Lights
	Dynamic Stability Control Plus (DSC+) comprising:
	– Anti-lock Braking System (ABS)
	– Automatic Stability Control (ASC)
	– Brake drying
	– Brake fade compensation
	– Brake pre-tensioning
	– Cornering Brake Control (CBC)
	– Dynamic Brake Control (DBC)
	– Dynamic Traction Control (DTC)
	– Electronic Brake-force Distribution (EBD)
	– Hill-start assistant
	Euro NCAP rating 5
	First Aid kit and warning triangle
	Foglights, front and rear
	Halogen headlights
	Head restraints – front, anti-whiplash
	Headlight range control, electric
	Incorrect fuelling protection system
	Keyless starting of engine ignition
	Locking wheel bolts
	On-Board Diagnosis (OBD)
	Park Distance Control (PDC), front and rear
	Rain sensor with automatic headlight activation
	Run-flat tyres with Tyre Puncture Warning System (TPWS)
	Seat belts – front, inertia reel with pyrotechnical belt latch tensioner, driver belt force limiter and belt restrainer
Seat belts – rear, three with inertia reel	
Side impact protection	
Windscreen washer jets, heated	
Windscreen wiper, rear	

520d SE		
Seats	Child seat ISOFIX attachment, two in rear	
	Dakota leather upholstery	
	Seat heating, front	
Exterior equipment	Split-folding rear seat (40:20:40) with additional release mechanism in luggage compartment	
	Standard seats – front, part-electric adjustment	
	All round anti-corrosion system with partial hot galvanising, phosphate treatment and cathodic dip paintwork, preservation of hollow cavities, underfloor protection	
	Exhaust tailpipes – twin, Chrome	
	Exterior mirrors – aspheric, heated, with electric adjustment	
	Exterior parts in body colour – bumpers, side sills, door handles, exterior mirror housing	
	Exterior trim, Chromeline	
	Indicator lenses, clear	
	Kidney grille, Chrome with Chrome-fronted and Black-sided vertical slats	
	Roof rails, Matt Aluminium	
	Shark-fin aerial	
	Tailgate operation, soft-close	
	Tailgate window, independent opening	
Interior equipment	Armrests – front and rear, centre with storage compartments	
	Air conditioning, automatic with two-zone control	
	Battery in luggage compartment with jump start facility in engine bay	
	Black panel display, partial	
	Courtesy lights, front and rear with soft on/off dimming	
	Cup holders – 1 x front and 2 x rear	
	Door sill finishers with BMW designation	
	Electric windows – front and rear, with open/close fingertip control, anti-trap facility, and comfort closing function all round	
	Floor mats, velour	
	Fogging sensor, front windscreen	
	Footwell lights, front	
	Glove box	
	Interior trim, Black, High-gloss	
	Luggage compartment comprising:	
	– Automatically retracting and lowering load cover	
	– Compartment with electric unlocking via the key's remote control	
	– Dividing net, retractable	
	– Luggage compartment release button in A-pillar	
	– Securing rings in luggage compartment, four	
	Multi-function controls for leather steering wheel	
	Power socket, one 12V in front	
	Power socket, one 12V in luggage compartment	
	Power socket, one 12V in rear of centre console	
	Reading lights, front and rear	
	Rear-view mirror, automatically dimming	
	Smoker's package (can be deleted)	
	Start-Stop button	
	Steering column with manual reach and rake adjustment	
	Sun visors with illuminated vanity mirrors	
	Toolkit located in luggage compartment	
	Windows – heat-insulated, green-tinted all round	
	Audio & communication	Auxiliary input for auxiliary playing devices
		BMW Professional radio with single CD player (with MP3 playback facility)
		Control Display – 6.5" colour display screen
		Enhanced Bluetooth telephone functionality with USB audio interface and Voice Control
		Favourite buttons
		iDrive Controller with shortcut buttons
		Loudspeaker system with six speakers
		On-Board Computer (OBC) comprising:
		– Average speed
– Clock		
– Fuel consumption and range		
– Information display – analogue instruments combined with liquid crystal display		
– Journey computer		
– Outside temperature display		
Personal Profile		

520i SE & 528i SE	
Equipment in addition/replacement to 520d SE	Air conditioning, automatic with extended features
	Ambient interior lighting
	Chrome strips in exterior door handles
	Double-VANOS
	Four-cylinder in-line petrol engine with high precision direct injection
	TwinPower Turbo technology
VALVETRONIC	

530i SE	
Equipment in addition/replacement to 520i SE & 528i SE	Metallic paintwork
	Double-VANOS
	High-precision direct injection
	Six-cylinder in-line petrol engine with four-valve technology

525d SE	
Equipment in addition/replacement to 520i SE & 528i SE	Four-cylinder in-line diesel engine with common-rail technology
	Two-stage twin-turbo

530d SE	
Equipment in addition/replacement to 525d SE	Metallic paintwork
	Six-cylinder in-line diesel engine with four-valve technology

535i SE	
Equipment in addition/replacement to 530d SE	Exhaust tailpipes – single, left and right, Chrome
	Six-cylinder in-line petrol engine with High-precision direct injection and VALVETRONIC
535d SE	
Equipment in addition/replacement to 530d SE	Door sill finishers, illuminated
	Eight-speed automatic transmission with Steptronic
	Exhaust tailpipes – single, left and right, Chrome
	Twin-turbo
550i SE	
Equipment in addition/replacement to 530d SE	18" light alloy V-spoke style 328 with run-flat tyres
	Air conditioning, automatic with four-zone control
	Dark Ash-grain wood, High-gloss
	Door sill finishers, illuminated
	Eight-speed automatic transmission with Steptronic
	Exhaust tailpipes – single, left and right, Chrome, quadrilateral
	Kidney grille, Chrome with Chrome-fronted and Chrome-sided vertical slats
	Standard seats – front, electric adjustment with driver memory
	Twin-turbo
V8 engine with four-valve technology	
M Sport models	
Equipment in addition/replacement to all SE models	18" light alloy M Double-spoke style 350M with run-flat tyres
	Bumper insert, rear, Dark Chrome
	Exhaust tailpipes – Dark Chrome
	Exterior trim, High-gloss Shadowline
	Headlining, Anthracite
	Interior trim, Aluminium Hexagon
	M aerodynamic bodystyling
	M Sport multi-function leather steering wheel, three-spoke
	M Sport suspension (can be deleted)
	Sport seats – front, part-electric adjustment

Weight		520i	528i	530i	535i	550i	520d	525d	530d	535d
Unladen EU ¹	kg	1790 [1790]	1790 [1800]	1800 [1820]	1840 [1845]	1975	1785 [1790]	1820 [1825]	1860 [1870]	1900
Max. permissible	kg	2345 [2335]	2355 [2365]	2375 [2395]	2415 [2420]	2540	2360 [2365]	2395 [2400]	2435 [2445]	2475
Permitted load	kg	640	640	650	650	640	650	650	650	650
Permitted axle load front/rear	kg	1070/1410	1070/1410	1070/1400	1100/1400	1195/1415	1060/1400	1100/1410	1100/1420	1100/1420
Permitted roof load	kg	100	100	100	100	100	100	100	100	100
Permitted trailer load, unbraked ²	kg	750	750	750	750	750	750	750	740	740
Permitted trailer load, braked, max. 12% gradient ²	kg	1900 [2000]	2000	2000	2000	2000	2000	2000	2000	2000
Permitted trailer load, braked, max. 8% gradient ²	kg	1900 [2000]	2000	2000	2000	2000	2000	2000	2000	2000
Permitted towbar nose weight	kg	90	90	90	90	90	90	90	90	90

Engine ^{3,4}		520i	528i	530i	535i	550i	520d	525d	530d	535d
Cylinders/valves		4/4	4/4	6/4	6/4	8/4	4/4	4/4	6/4	6/4
Capacity	cc	1997	1997	2996	2979	4395	1995	1995	2993	2993
Stroke/bore	mm	90,184	90,184	88/85	89,6/84	88,3/89	90/84	90/84	90/84	90/84
Output/engine speed	hp/pm	184/6250	245/6500	272/6100	306/5900	407/5500	184/4000	218/4400	258/4000	313/4400
Max. torque/engine speed	Nm/rpm	270/1250–4500	360/1250–4800	310/1600–4250	400/1200–5000	600/1750–4500	380/1750–2750	450/1500–2500	560/1500–3000	630/1500–2500
Compression ratio	-/1	11	10,3	12	10,2	10	16,5	16,5	16,5	16,5

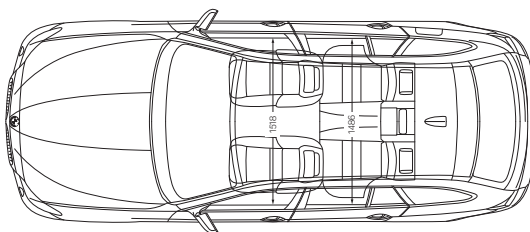
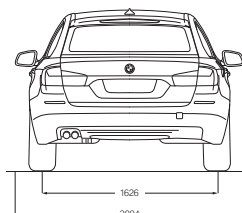
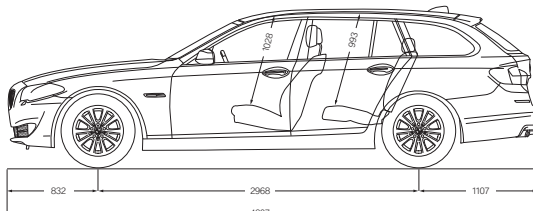
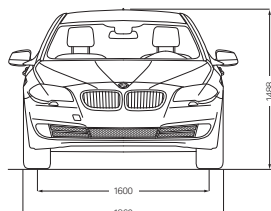
Transmission		520i	528i	530i	535i	550i	520d	525d	530d	535d
Standard transmission ratios	I/III/1:1	3.683/2.062/1.313/1.000	3.683/2.062/1.313/1.000	3.498/2.005/1.313/1.000	4.112.315/1.542/1.179	4.714/3.143/2.106/1.667	4.112.248/1.403/1.000	4.112.248/1.403/1.000	5.082.804/1.783/1.26	4.714/3.143/2.106/1.667
	I/V/VI:1	0.809/0.677	0.809/0.677	0.809/0.701	1.000/0.846	1.285/1.000/0.839/0.667	0.802/0.659	0.802/0.659	1.000/0.835	1.285/1.000/0.839/0.667
	VII/VIII/R:1	3.348	3.348	3.187	3.727	3.317	3.727	3.727	4.607	3.317
Final drive ratio	-/1	3.909	3.909	4.1	3.231	2.647	3.462	3.462	2.563	2.647

Performance		520i	528i	530i	535i	550i	520d	525d	530d	535d
Top speed	mph / km/h	137 / 220	152 / 244	155 ⁵ / 250 ⁵	155 ⁵ / 250 ⁵	155 ⁵ / 250 ⁵	138 [137] / 220	147 [145] / 236	153 [154] / 247	155 ⁵ / 250 ⁵
Acceleration 0–62mph (0–100km/h)	sec	8.3 [8.4]	6.4 [6.6]	6.7 [6.8]	5.8 [5.9]	[5.1]	8.3	7.2	6.2 [6.1]	[5.5]
Acceleration 50–75mph (80–120km/h) in 4th/5th gear (with standard transmission)	sec	8.1	6.7	7.3	6.1	–/–	7.1	6.1	5.2	–/–

Fuel consumption ^{3,4}		520i	528i	530i	535i	550i	520d	525d	530d	535d
Urban	mpg	29.4–30.7 [31.0–32.5]	29.1–30.1 [30.1–31.4]	25.9–26.9 [26.4–27.4]	24.4–25.2 [26.2–27.2]	[17.9]	45.6–47.9 [44.8–47.9] (45.6–47.1) (47.1–48.7)	40.9–42.8 [44.8–47.1]	37.2–38.7 [40.4–42.2] (42.2–44.1)	[39.8–42.2]
	l/100km	9.2–9.6 [8.7–9.1]	9.4–9.7 [9.0–9.4]	10.5–10.9 [10.3–10.7]	11.2–11.6 [10.4–10.8]	[15.8]	5.9–6.2 [5.9–6.3] (6.0–6.2) (5.8–6.0)	6.6–6.9 [6.0–6.3]	7.3–7.6 [6.7–7.0] (6.4–6.7)	[6.7–7.1]
Extra-urban	mpg	47.1–49.8 [48.7–51.4]	47.1–48.7 [48.7–51.4]	42.8–44.8 [44.8–47.1]	42.8–44.1 [44.8–46.3]	[36.2–36.7]	61.4–64.2 [62.8–65.7] (60.1–62.8) (58.9–61.4)	60.1–62.8 [58.9–61.4]	53.3–55.4 [56.5–58.9] (54.3–56.5)	[54.3–56.5]
	l/100km	5.7–6.0 [5.5–5.8]	5.8–6.0 [5.5–5.8]	6.3–6.6 [6.0–6.3]	6.4–6.6 [6.1–6.3]	[7.7–7.8]	4.4–4.6 [4.3–4.5] (4.5–4.7) (4.6–4.8)	4.5–4.7 [4.6–4.8]	5.1–5.3 [4.8–5.0] (5.0–5.2)	[5.0–5.2]
Combined	mpg	38.7–40.4 [40.4–42.2]	38.2–39.8 [39.8–41.5]	34.4–35.8 [35.8–37.2]	33.2–34.4 [35.3–36.7]	[26.4]	54.3–57.6 [54.3–57.6] (53.3–56.5) (54.3–56.5)	51.4–53.3 [52.3–55.4]	45.6–47.9 [48.7–51.4]	[47.9–50.4]
	l/100km	7.0–7.3 [6.7–7.0]	7.1–7.4 [6.8–7.1]	7.9–8.2 [7.6–7.9]	8.2–8.5 [7.7–8.0]	[10.7]	4.9–5.2 [4.9–5.2] (5.0–5.3) (5.0–5.2)	5.3–5.5 [5.1–5.4]	5.9–6.2 [5.5–5.8] (5.5–5.8)	[5.6–5.9]
CO ₂ emissions	g/km	163–170 [156–163]	165–172 [159–166]	183–190 [177–184]	190–197 [179–186]	[249–250]	130–137 [129–136] (133–139) (132–138)	138–145 [132–138]	155–162 [145–152] (145–152)	[148–155]
Tank capacity, approx.	l	70	70	70	70	70	70	70	70	70

Wheels	520i	528i	530i	535i	550i	520d	525d	530d	535d
Tyre dimensions	225/55 R17	225/55 R17	225/55 R17	225/55 R17	245/45 R18	225/55 R17	225/55 R17	225/55 R17	225/55 R17
Wheel dimensions	8J x 17	8J x 17	8J x 17	8J x 17	8J x 18	8J x 17	8J x 17	8J x 17	8J x 17
Material	Light alloy	Light alloy	Light alloy	Light alloy	Light alloy	Light alloy	Light alloy	Light alloy	Light alloy

Electrical system	520i	528i	530i	535i	550i	520d	525d	530d	535d
Battery capacity	Ah 90	90	90	80 [90]	90	80 [90]	80 [90]	90	90
Alternator output	A 170	170	210	210	220	180	180	180	220
	W 2380	2390	2940	2940	3080	2520	2520	2520	3080



All dimensions in the technical drawings are given in millimetres. Luggage compartment capacity: 560–1,670 litres (in conjunction with the optional extended storage package: 590–1,670 litres).

¹ The figure quoted includes a 90% tank filling, 68kg for the driver and 7kg for luggage. Unladen weight applies to vehicles with standard equipment. Optional equipment may increase this figure.

² The overall weight of the trailer may not exceed the maximum permissible trailer load plus the maximum permissible towbar download.

³ BMW recommends the use of RON 95 super unleaded petrol. Unleaded RON 91 and higher with a maximum ethanol content of 10% (E10) may also be used. Output and consumption figures apply to RON 98 fuel.

⁴ All engines comply with the EU5 emissions standard. Fuel consumption is determined in accordance with the ECE driving cycle (93/116/EC) made up of approximately one-third urban traffic and two-thirds extra-urban driving (based on the distance covered). CO₂ emissions are measured in addition to fuel consumption. Fuel consumption is determined for vehicles with standard equipment. Optional equipment (such as wider tyres) may have a significant impact on fuel consumption.

⁵ Electronically limited.

Values in [] apply to vehicles with eight-speed automatic transmission with Steptronic.

Values in () refer to BMW Diesel with BluePerformance.

Condition Based Service. A key feature in most BMW models, Condition Based Service (CBS) signals an innovative leap forward in BMW Service diagnostic technology. The way it works is simple. CBS uses sensors to constantly monitor the areas of your BMW that are subjected to wear and tear. Based on the results of the data, CBS decides the extent to which servicing is necessary. This information is then stored in your vehicle's key. Using a KeyReader, BMW Service staff can download information to provide an accurate analysis of your vehicle. This means your BMW goes for a service only when it needs to, saving you an immeasurable amount of both time and money.

Service Intelligence. BMW Approved Technicians are experts in the use of diagnostic equipment, which quickly identifies if and why the vehicle is running at anything less than peak efficiency. This leads to rapid identification and rectification.

Service Assurance. For additional peace of mind, take comfort in the fact that every new BMW is covered by a three-year warranty³ that includes BMW Emergency Service throughout Europe. For more information on BMW Service, please contact your local BMW Dealer, BMW Service Authorised Workshop or visit www.bmw.co.uk/service or www.bmw.ie

TAILORED FOR YOUR VEHICLE. BMW SERVICE.



BMW Service Inclusive. Wouldn't it be good to know all your servicing costs in advance? Well, that's exactly what BMW Service Inclusive¹ provides and for a low one-off payment.

BMW Service Inclusive¹ lasts for 5 years or 60,000 miles (whichever occurs first) and covers all your vehicle's servicing requirements. Alternatively you can choose BMW Service Inclusive¹ Plus, which in addition to servicing also covers maintenance items such as brake pads, brake discs and windscreen wipers. And whenever servicing and maintenance work is carried out on your BMW, you can be sure that it will only be done by fully qualified BMW Service Approved Technicians at one of over 150 BMW Service Authorised Workshops around the country. Furthermore, only Genuine BMW Parts are used – each covered by a two year warranty.

BMW Service Inclusive and Service Inclusive Plus are transferable to subsequent owners within the time and mileage period, which can enhance the resale value of your car.²

¹ Service Inclusive and Service Inclusive Plus are available as cost options. Terms and conditions apply, for full details speak to your dealer or visit

www.bmw.co.uk/serviceinclusive

² For further information, please contact your local BMW Dealer.

³ Every new BMW registered within the Republic of Ireland is covered by a two-year manufacturer's warranty – for details, please contact your local BMW Dealer.



BMW Assist. BMW Assist provides telematic and online services that are fully integrated with the BMW navigation and Bluetooth telephone systems to offer enhanced services.

This provides you and your passengers access to key information from within the vehicle, helping you keep safe and in touch.

In the event of an emergency, a 999 SOS call can be triggered manually or in extreme situations automatically. Details of your vehicle and location will be sent directly to a 999 SOS Emergency Service centre so help can be sent without delay. A similar function is also available to connect you to a BMW Service Centre should you require roadside assistance. If you have locked your keys in your car, or cannot recall if you have locked your car, with Remote Services the BMW Service Centre can lock or unlock your vehicle remotely.

Information-based services are also included, you can make an Information Plus call to request addresses and telephone numbers are transferred to your vehicle. There is also the facility to send addresses and telephone numbers directly to your vehicle yourself with Google Maps. Using the in-car portal on your vehicle's Control Display you can check the latest news and weather, or access the Google Local Search from where you can look-up business addresses in the car yourself. The Routes service provides a route planning facility from the comfort of home, or access to download a variety of predefined BMW Routes across Europe.

BMW Assist services are free of charge for three years on all new BMW 5 Series. Services require a connection to a UK mobile network. Services are not available in the Republic of Ireland, Isle of Man and the Channel Islands. Some services are available in other European countries. Terms and conditions apply.

SHAPING THE FUTURE – RESPONSIBLY.

The BMW Group has been ranked the most sustainable automotive company worldwide in the Dow Jones Sustainability Index for the sixth time in a row. Sustainability is an integral part of our value chain: from the development of efficiency and alternative vehicle concepts to environmentally-friendly production processes and recycling. Our research and development philosophy BMW EfficientDynamics delivers tangible benefits to customers, our climate and the environment. This is reflected in the reduction of CO₂ emissions by around 30% since 1995 within our European fleet of new cars.



EXPERIENCE MORE WITH BMW.



BMW Emergency Service. BMW Emergency Service is the only roadside and assistance programme designed specifically for BMW vehicles offering an exceptional range of benefits and services. It is available 24 hours a day, 7 days a week and utilises a dedicated fleet of BMW Approved Technicians, equipped with Genuine Parts and tools, ensuring that you and your vehicle receive the best possible care in the event of any motoring emergency. This tailor-made programme has been specifically designed to meet the needs of BMW drivers travelling in the UK, Republic of Ireland and Continental Europe giving complete reassurance and peace of mind. Every new BMW is covered for three years.



BMW Financial Services. Chances are you've already decided on the BMW you want to drive. Now discover the perfect finance solution to get you behind the wheel. BMW Financial Services offers a range of tailor-made finance and insurance packages designed to suit you and your budget. And if you opt for insurance from BMW Financial Services, you'll be prepared for all eventualities. For more information, contact your local BMW Dealer. Alternatively visit www.bmwfs.co.uk or call us on 0870 5050 150.

Our comprehensive range of finance and insurance products includes:

- BMW Select (Personal Contract Purchase)
- BMW Hire Purchase
- BMW Contract Hire
- BMW Leasing
- BMW Car Insurance
- BMW Income Protection
- BMW Shortfall



BMW Magazine. Every new BMW customer receives a complimentary subscription to BMW Magazine. This publication features all the latest news and developments from BMW, together with a variety of driving and lifestyle features.

BMW News. To ensure you're one of the first to hear the latest BMW news and developments, BMW UK offer an email programme. Sign-up at www.bmw.co.uk/newsletter



BMW World, an iconic building in the Munich skyline. The BMW World is a true brand experience where it's possible to marvel at the historic BMWs in the museum, learn about our engineers' newest innovations and take a tour of the plant to experience with your own eyes the cutting-edge and exacting methods used to create a BMW.

Because vehicle manufacturing requires a lot of water, we have developed intelligent circulation systems for our plants to recycle it as often as possible. We have already achieved our goal of zero waste water production at our engine plant in Steyr where, in 2008, 733,500 engines were manufactured without any waste water.

Sustainability is a key concern for the BMW Group. This is why we rely primarily on environmentally friendly means of transportation such as rail and ships. For instance, we cover approximately 15.8 billion tonne-kilometres annually transporting materials and new vehicles and 79%

of the entire volume is conveyed by sea. This eases the burden on roads and the environment. The BMW Group is always looking to the future, so your BMW is part of an extensive recycling concept where every vehicle can be recycled easily and economically. To hand back your end-of-life vehicle, please contact your BMW Dealer. Further information is available at:

➤ www.bmw.com/recycling
➤ www.bmw.co.uk/EfficientDynamics

More about BMW



The Ultimate Driving Machine

www.bmw.co.uk
www.bmw.ie



The models, equipment and possible vehicle configurations (standard and optional equipment) illustrated in this Brochure reflect the specifications of vehicles supplied by BMW AG to the German market. In other EU member states, individual models' equipment content and possible configurations of standard and optional equipment may vary. For precise information on the various country-specific versions available, please contact your local BMW Dealer. Subject to change in design and equipment. Part number 94 23 2 121 100.
© BMW AG, Munich/Germany. Not to be reproduced wholly or in part without written permission of BMW AG, Munich.

BMW recommends  **EDGE**

