

The BMW 5 Series
Saloon

www.bmw.co.uk
www.bmw.ie



The Ultimate
Driving Machine



THE BMW 5 SERIES SALOON.

JOY IS AN EXPLORATION OF BEAUTY.

BMW EfficientDynamics

Less emissions. More driving pleasure.



INSPIRING DESIGN DOES NOT ALWAYS BEGIN ON PAPER.

The design of the BMW 5 Series Saloon began with an idea. An idea that our designers breathed life into and turned into a reality. The result was perfection in every detail – inside and out.

JOY IS BEAUTY IN EVERY DETAIL.



The BMW 5 Series Saloon

THE AESTHETICS OF SPORTING ELEGANCE.

- 06 Exterior**
An exploration of beauty.
- 10 Driving pleasure**
Agile and dynamic.
- 20 Dynamics and design**
Interview with chief designer, Adrian van Hooydonk.
- 22 Interior**
Cabin and driver orientation.
- 26 Experience**
5 minutes in the BMW 5 Series Saloon.

www.bmw.co.uk/5SeriesSaloon

Technology

ON CURVES AND POWER CURVES.

- 28 Performance**
The BMW 5 Series Saloon on the move.
- 30 BMW EfficientDynamics**
The technology package for reduced fuel consumption and emissions.
- 32 BMW 520d EfficientDynamics**
- 34 Engines**
The new generation of diesel and petrol engines.
- 36 BMW ActiveHybrid 5**
- 38 Innovations**
Innovations that bring joy.
- 40 Intelligence**
BMW ConnectedDrive technology.
- 44 Fascination**
The latest technologies.

Equipment

AS INDIVIDUAL AS YOUR DREAMS.

- 46 Example combinations**
- 48 M Sport models**
- 50 BMW Individual**
- 52 Exterior colours**
- 53 Upholstery colours**
- 54 Interior colours and trims**
- 56 Standard / Optional equipment**
- 63 Genuine BMW Accessories**
Multi-faceted and individual.

Summary

BMW 5 SERIES OVERVIEW.

- 64 Equipment tables**
- 68 Technical data and information on fuel consumption and CO₂ emissions**
- 70 BMW Service and Brand experience**
Exclusive offers for BMW customers.

Equipment of model shown: BMW 535i SE

Engine:	Six-cylinder in-line High-precision direct injection petrol engine
Power output:	306hp
Wheels:	19" light alloy V-spoke style 331
Exterior colour:	Space Grey, metallic
Upholstery:	Venetian Beige Dakota leather
Interior trim:	Fineline Anthracite wood, High-gloss



BMW UK on Facebook
www.facebook.com/bmwuk

Editorial

AN EXPLORATION OF BEAUTY.

An automobile that is designed like a piece of art.

Every thing of beauty begins with an idea. The timeless profile of the BMW 5 Series Saloon started out that way, as an idea in the head of a BMW designer. It is this moment, the moment of the conception of a beautiful design, which is symbolised by the three-dimensional art installation – 'The Kinetic Sculpture' in the BMW Museum in Munich. It features 714 silver spheres floating up and down, in apparent defiance of gravity. As they do so, they alternately form abstract shapes and the silhouettes of well-known BMW cars. The installation represents one of the highlights of the BMW Museum. Together with the BMW plant and BMW World, the BMW Museum offers a unique brand experience in the north of Munich, giving the visitor an overview of the past, present and future of BMW.



AESTHETICS

The BMW 5 Series Saloon represents the epitome of timeless elegance, featuring classic BMW lines which are complemented by defined contours and a sweeping sports profile. Underlined by traditional BMW design characteristics including an elongated bonnet with distinctive precision lines, short overhangs, a long wheelbase and the prominent BMW shoulder line, the BMW 5 Series Saloon portrays a dynamic and sporting, yet classic and stylish presence.





**A FORMULA TO
CAPTIVATE THE
SENSES.**

With BMW's trademark rear-wheel drive, near-perfect weight distribution and a class-leading engine line-up, the BMW 5 Series Saloon offers the perfect balance between dynamic performance and effortless efficiency. Whether you're the driver or the passenger, its combination of agility with comfort, on road performance with economy, or extensive standard equipment with the latest innovative technologies make the BMW 5 Series Saloon a joy for all.



JOY.



OUR ENGINEERS UTILISE ALL THEIR ENERGY TO ENSURE THAT YOU USE LESS OF YOURS.

BMW EfficientDynamics is the collective term for our range of technologies used to lower fuel consumption and emissions, whilst simultaneously enhancing your driving pleasure. It is a virtue which comes as standard in every BMW. Innovative technologies including Brake Energy Regeneration, Electric Power Steering and, for the first time, Auto Start-Stop (excluding 530i and 550i variants) feature on the BMW 5 Series Saloon. Together with those technologies for which BMW is historically renowned, including lightweight engineering and High-precision direct injection, they contribute to making your driving experience more energy efficient than ever before.

www.bmw.co.uk/EfficientDynamics



An indicator within the Black panel display on the instrument cluster (provisional image) visually shows when the Brake Energy Regeneration system is being utilised.



Engines drive cars. That's what intellect tells us. But the heart knows that a BMW engine does much more than just power a car. The engines in the BMW 5 Series Saloon turn energy into emotion. Torque into a quickening pulse. Refinement into relaxation. Pulling power into exhilaration. The immediate, joyful power delivery converts a minimum of fuel into a maximum of driving pleasure.



**YOU CAN'T DESIGN
EMOTIONS. BUT YOU
CAN DESIGN ENGINES
THAT AWAKEN THEM.**

BMW ConnectedDrive is the term for BMW technologies used to establish an information network that effectively integrates the car and driver into their environment. In every situation, you can count on assistance systems offering you a maximum of safety, comfort and infotainment. From the automated emergency 999 call triggered in the event of an accident to the innovative full colour Head-up Display projecting important information on the car's windscreen – BMW ConnectedDrive is all about ensuring that nothing comes between you and the joy of driving.

www.bmw.co.uk/ConnectedDrive



**BMW CONNECTED DRIVE.
IN TOUCH WITH THE WORLD.**



The innovative BMW ConnectedDrive systems are all about making life easy. When parking, for example, even tight parking spaces are no problem to get into. Park Assist measures the size of the parking spot and automatically steers the car into it, at the press of a button – all you have to do is operate the accelerator and brake pedals. Surround-view provides further assistance: this system helps you see what you need to see when visibility is restricted. It's just another way in which BMW ConnectedDrive makes driving easier.

A BMW SHOULD ALWAYS RADIATE DYNAMISM.

Adrian van Hooydonk, Head of BMW Group Design, invited us to an exclusive test drive and interview about the design of the BMW 5 Series Saloon.

Interview: Brian Finally.



Exterior designer Jacek Fröhlich gets to work on his design model.

Adrian van Hooydonk, what is it that makes the BMW 5 Series so special? This Saloon is like a perfectly tailored suit. It always looks great, be it on a business trip, a holiday, or in everyday driving.

What does the 5 Series represent in the current BMW portfolio? The BMW 5 Series is a core product of the brand. It has the longest history and embodies the ideal blend of sportiness and elegance. Our new design features a very dynamic front and rear, while the silhouette appears elongated and elegant.

What are the details that set this car apart from its predecessor? We have developed a very upright kidney grille for the BMW 5 Series. It is even slightly angled towards the front to emphasise the sportiness of this model. It also establishes a link with our design history. The vehicle has a slightly more crouching stance than its predecessor, which gives it a more dynamic edge.



Adrian van Hooydonk, Head of BMW Group Design, introduces the BMW 5 Series Saloon.


Would you agree with our perception that you have really managed to unite three design ideas in one vehicle – an extremely distinctive front, an elegant side view and a sporty rear? The viewer will always perceive a vehicle in its entirety. We started with the premise that the BMW 5 Series was to represent the epitome of a sporty executive Saloon. And while it is an unmistakable member of the top-end range, it must also possess individual design features. These are apparent in the exterior: the BMW 5 Series Saloon has a charismatic front that conveys the car's dynamism. The side view is all about its distinctive and assured stylishness while the rear shows a natural, authentic sportiness. In the interior, we aimed for a sophisticated, contemporary look coupled with tailor-made functionality.

Interior designer Oliver Heimer checking the lines and dimensions of the body on the clay model.

You put great emphasis on the dynamism of this model. But how sporty can a BMW 5 Series Saloon be? A BMW should always radiate dynamism! The BMW 5 Series appeals predominantly to customers who get a lot of joy out of driving – and that includes the odd long journey – and who therefore appreciate trademark BMW dynamics. The proportions of the BMW 5 Series have been clearly defined throughout its history: a long bonnet, short front overhang, long wheelbase, an occupant cell offset towards the rear of the car and a Coupé-like roofline. In silhouette, each of our Saloons shows these characteristics. In my opinion, the BMW 5 Series possesses the most harmonious and well-balanced proportions, combined with the timeless elegance that has become synonymous with our large model series.


Let's talk about the lines of the bonnet: what is the function of these small but significant design features? The two character lines on the bonnet add precision and definition to the model's overall looks.

A closer look reveals just how much attention has gone into designing the details. Even the door handles are exactly level with the shoulder line – presumably this has been well thought out? Features such as these integrated door handles or the dynamic shape of the indicators testify to the special role BMW has always attributed to sophisticated details. These beautiful, well-designed elements round off the overall impression of the vehicle and show our ability to translate our ideas into practice on a technical level.



The headlights feature an eyebrow-like arch, while the rear lights have a pronounced L-shape. What motivated you to create such distinctive lights? For us, it is important that people will recognise this car as a BMW even in the dark! The most important feature in this respect is the focused 'look' oriented towards the road. This is achieved by the twin headlights and their slightly arched top edges – the eyebrow you were referring to. The trademark L-shape of the rear lights has been a staple throughout this model's history. However, illumination is provided by very contemporary LED elements.

Can you explain why the kidney grille is especially distinctive and wide? The kidney grille is of course more than a design element. First and foremost, it serves as an air inlet. But in the BMW 5 Series, it also conveys the message that this Saloon has lots of sporting personality.



Concept sketch of the exterior of the BMW 5 Series Saloon.



From whichever angle you look at the BMW 5 Series Saloon, there is no denying the high standards and attention to detail that have been applied to its design. From the soft Dakota leather upholstery (as standard) to the driver-centric layout, everything is orientated around delivering the ultimate driving experience. Add to this the high level of standard equipment, which includes front and rear Park Distance Control, Enhanced Bluetooth telephone functionality, a USB audio interface and seat heating for driver and front passenger, every journey is enhanced even further.

PERFECTION.

ALL THE DETAILS IN THE INTERIOR OF THE
BMW 5 SERIES COMBINE SEAMLESSLY.
EVERYTHING FEELS JUST RIGHT.

IN THE INTERIOR OF THE BMW 5 SERIES SALOON, EVEN SMALL DETAILS SUPPORT A BIG AIM: PERFECTION.



Each seat in the BMW 5 Series Saloon has been designed with one clear aim in mind: maximum comfort. Space in the rear is generous, with ample leg and headroom even for tall passengers. The interior combines high-class materials, such as High-gloss Ash-grain wood and Exclusive Nappa leather (optional), with perfect craftsmanship. This approach has created a luxurious interior that ensures a pleasant journey for all.



In addition to the high quality and generous amount of space, the front and rear passengers also benefit from unique equipment details that ensure maximum comfort, even on longer journeys. From the standard front seats, seat heating and optional four-zone automatic air conditioning, enabling passengers to choose individualised air conditioning settings for each seat, to the optional BMW Professional rear-seat entertainment system, comprising two 9.2" monitors, a separate DVD drive and easy-to-use controls. And finally: the sound. With the optional BMW Professional loudspeaker system 16 high-end loudspeakers are distributed across the entire interior, creating the brilliant acoustics of a concert hall in your BMW 5 Series at the touch of a button. The only difference: in the BMW 5 Series, everyone has the best seat in the house. Once you've experienced this, you won't want to get out again.

FIVE MINUTES IN THE BMW 5 SERIES SALOON.

What do the first five minutes in the BMW 5 Series Saloon feel like?

It's sometimes easy to forget the first five minutes in a car, so BMW Magazine researched the issue, documenting the feelings and emotions experienced when first encountering the BMW 5 Series Saloon. The most important result of course, was that participants didn't want to get out again.

00:07 Operating the door handle is the first indication of things to come. The door opens with a satisfying 'clunk' – an unmistakable sign of first-class materials and precise craftsmanship. You take a seat behind the wheel, cast your eye around the cockpit and close the door.

1:12 The clear cockpit layout seems pleasantly familiar. High-quality materials make for a superb look and feel. Your fingertips caress the variety of tactile surfaces. All controls are ergonomically laid out. The steering wheel feels sporty and compact, the standard Dakota leather seats soft and supple.

2:47 It's so quiet, almost as though the world has been wrapped in cotton wool. Your senses are heightened. Everything is focused on the driver; the centre console, the gearstick. Buttons can be reached with the tips of one's fingers; you just need to stretch out your hand.

3:31 Press the Start button and the engine functions come to life. The 5 Series talks to you in a wordless language. You turn the iDrive Controller to flow through the menus. Everything is easy to set up. Your mobile phone is seamlessly connected to the car.

4:55 It's fun getting to know this car. A little exciting too. Inspiring, like the first day at a job you've long looked forward to. And then, at the first nudge of the accelerator pedal, still in neutral, you hear the power of the engine. You feel its dynamic potential and can't wait to get going. And even before you do, you already know you won't want to stop again.

INTELLIGENCE.



**WE HAVE THOUGHT
OF IT, SO YOU DON'T
HAVE TO.**

From the intelligent driver assistance systems, including the revolutionary Integral Active Steering, to the powerful engines – the technology in the BMW 5 Series Saloon cannot defy the laws of physics. But it uses them in novel ways to help you relax while enjoying your drive.



BMW EFFICIENT DYNAMICS – MAKING A LITTLE GO A LONG WAY.

BMW has long been at the forefront of the automotive industry in pursuing efficient driving technologies as part of our multi-award winning sustainability strategy. BMW EfficientDynamics represents a comprehensive package of innovative technologies for reducing fuel consumption and emissions – whilst simultaneously increasing driving dynamics. Through these innovations the BMW Group has been able to reduce the CO₂ emissions of its entire fleet by approximately 30% since 1995. Currently 84 models produce less than 140g of CO₂ per kilometre and more than two million BMW vehicles have already been equipped with EfficientDynamics technologies. BMW intends to achieve a further 25% reduction in CO₂ emissions by 2020.

BMW EfficientDynamics – Takes so little, yet gives so much. Through tireless research, BMW is consistently producing innovations for the energy efficient mobility of the future. The BMW 5 Series Saloon like every BMW, incorporates many aspects of the multi-award-winning BMW EfficientDynamics technology as standard. These technologies interact perfectly to reduce fuel consumption and CO₂ emissions while maximising performance and dynamism. Less fuel, more driving pleasure – a paradox that BMW has resolved once and for all. For the benefit of the environment and the enjoyment of the driver.



BMW EFFICIENT DYNAMICS TECHNOLOGY HIGHLIGHTS ON THE BMW 5 SERIES SALOON.

Eight-speed automatic transmission. The close spacing of gear ratios in the eight-speed automatic transmission with Steptronic, enables maximum use of the optimum rev range, lowering fuel consumption and enhancing shift comfort.

High-precision direct injection. In this cutting-edge generation of petrol direct injection, the Piezo injectors are positioned very close to the spark plugs. They inject the fuel at high pressure and with extreme precision. The injectors' central positioning means only part of the combustion chamber needs to be filled with an ignitable petrol-air mixture, thus improving fuel consumption.

Auto Start-Stop. Switches the engine off without affecting other functions whenever the car comes to a rest, at traffic lights for example, saving fuel and reducing emissions. The engine is restarted automatically within a fraction of a second.

Lightweight Engineering. Lightweight materials have been introduced across the BMW range to create lighter engines and bodywork. The new materials reduce drag, making the car more responsive and improve handling for a more involved drive. And of course, the lighter the car the less fuel used and the lower the CO₂ emissions.

Reduced Rolling Resistance Tyres. While the car is in motion, the tyres are constantly changing shape and that uses up energy and fuel. Tyres with reduced rolling resistance have an improved design and use special materials for their road treads and side walls, thus reducing deformation.

Active Aerodynamics. An engine needs more fuel when starting from cold. So to help ensure every trip is as fuel efficient as possible, Active Aerodynamics automatically closes the air vents to help the engine reach its operating temperature faster. This also helps improve aerodynamics, reducing air resistance cutting fuel consumption even further. The vents are only opened again to allow air to flow through the engine when cooling is required.

Optimum Shift Indicator. Timely gear shifts are one of the most effective ways to save fuel. A small visual display on the vehicle's instrument panel shows the optimum gear for a more fuel-efficient driving style.

Electric Power Steering (EPS). The electric power steering support only uses energy as needed to assist steering. When a steering wheel is static, for example when driving on a straight road, the electric motor is inactive.

Brake Energy Regeneration. The alternator disengages automatically when the battery is fully charged, only re-engaging when the battery needs charging. This reduces the demands on the engine, reducing fuel consumption and emissions. In addition, when the car is braking or coasting, the system automatically engages the alternator to charge the battery, recycling energy that would otherwise be wasted.



BMW 520d EFFICIENT DYNAMICS.

The BMW Group has already lowered the CO₂ output of its European new-vehicle fleet by 30%. The multi-award-winning BMW EfficientDynamics technologies are what has made this possible. This is not just a single feature, but a whole package of interconnected technologies. They all serve to lower fuel consumption and CO₂ emissions, while enhancing driving enjoyment.

The BMW 520d EfficientDynamics model represents another milestone in this sustainability strategy. The complete BMW EfficientDynamics technologies enable impressive fuel efficiency, with an average consumption of 62.8mpg (4.5l/100km) and CO₂ emissions of just 119g/km. A changed engine set-up, an adjusted transmission ratio for the rear axle, Reduced Rolling Resistance Tyres and an optimised shift point enable these values without incurring any loss in driving pleasure. On the contrary; the BMW 520d EfficientDynamics model with its 184hp (135kW) delivers an exhilarating drive.

For further information about the BMW 520d EfficientDynamics model visit

www.bmw.co.uk/new520dED




17" light-alloy wheels Streamline 363, 8J x 17, 225/55 R17 tyres, optional.

BMW EfficientDynamics
Less emissions. More driving pleasure.

IT ALL REVOLVES AROUND JOY. SEVERAL THOUSAND TIMES PER MINUTE.

The diesel engines. All BMW 5 Series diesel models impress with their refined power and superb efficiency. The latest common-rail technology combines smoothness and economy with excellent accelerator response and revving ability. All models use lightweight aluminium engineering and come with a maintenance-free particle filter as standard. There are two six-cylinder units and three four-cylinder engines to choose from.



BMW 535d.

This range-topping diesel with BMW Twinpower Turbo technology already offers its 630Nm maximum torque in the low 1,500rpm range. The smooth, responsive six-cylinder in-line engine delivers 313hp (230kW). Acceleration from 0 to 62mph takes 5.5 seconds, and combined fuel consumption is 52.3mpg (5.4l/100km).

BMW 530d.

Pioneering diesel technology powers the 258hp (190kW) BMW 530d. With combined fuel consumption of 49.6mpg (5.7l/100km) and CO₂ emissions of just 149g/km, this unit delivers cutting-edge efficiency thanks to BMW EfficientDynamics. EU5 compliant and using turbocharger technology, the car sprints from 0 to 62mph in just 6.1 seconds.


BMW 525d.

The 525d offers class-leading efficiency, again courtesy of BMW EfficientDynamics. CO₂ emissions are just 132g/km with combined fuel consumption of 56.5mpg (5.0l/100km). These arrive hand-in-hand with excellent performance thanks to its 218hp (160kW) engine and 0 to 62mph in just 7.0 seconds.

BMW 520d.

This highly impressive four-cylinder turbocharged unit found in the BMW 520d comes with the full range of BMW EfficientDynamics technologies including Auto Start-Stop. The results are nothing other than outstanding with 184hp (135kW) being produced, along with emissions of just 125g/km of CO₂ and a combined fuel consumption of 58.9mpg (4.8l/100km).

The petrol engines. Power, responsiveness and revving ability characterise every BMW engine. Naturally, all the BMW TwinPower Turbo engines available for the BMW 5 Series follow the BMW EfficientDynamics philosophy, aiming to combine performance with maximum efficiency, minimising both fuel consumption and CO₂ emissions. Whichever engine you choose, you can be certain that you will enjoy maximum driving pleasure combined with superb efficiency.



BMW 550i.

The top-of-the-range engine is a BMW TwinPower Turbo V8 unit combining two turbochargers with Double-VANOS and high-precision direct injection. These ensure a maximum torque of 600Nm, available from 1,750 to 4,500rpm. With a maximum power output of 407hp (300kW), the engine takes just 5.0 seconds to accelerate the car from 0 to 62mph. Thanks to high-precision direct injection, it is also extremely fuel-efficient.

BMW 535i.

This BMW TwinPower Turbo six-cylinder in-line engine combines a TwinScroll turbocharger with VALVETRONIC, Double-VANOS and high-precision direct injection. This intelligent innovation package significantly lowers fuel consumption, while enabling impressive power: 306hp (225kW), a maximum torque of 400Nm and acceleration from 0 to 62mph in just 5.8 seconds.

BMW 530i.

This 3.0 litre six-cylinder in-line engine with high-precision direct injection offers outstanding performance. A power output of 272hp (200kW) accelerates the vehicle from 0 to 62mph in just 6.5 seconds. Its maximum torque of 310Nm is available from just 1,600rpm, and the electronically limited top speed is 155mph (250km/h). Average fuel consumption is 37.2mpg (7.6l/100km).

BMW 528i.

The 2.0 litre BMW TwinPower Turbo unit provides a maximum torque of 350Nm from as little as 1,250rpm. This is thanks to BMW TwinPower Turbo technology, combining high-precision direct injection, VALVETRONIC, Double-VANOS and a TwinScroll turbocharger. As a result, the BMW accelerates from 0 to 62mph in a brisk 6.2 seconds, thanks to the excellent response of its TwinScroll turbocharger and its 245hp (180kW). Top speed is electronically limited to 155mph (250km/h), and fuel consumption is an excellent 41.5mpg (6.8l/100km).


BMW 520i.

The BMW TwinPower Turbo four-cylinder unit with high-precision direct injection, VALVETRONIC, Double-VANOS and a TwinScroll turbocharger combines powerful engine output with high efficiency. The 2.0 litre unit produces an output of 184hp (135kW) and a maximum torque of 270Nm, enabling the BMW to accelerate from 0 to 62mph in 7.9 seconds, with a top speed of 141mph (227km/h). Average fuel consumption is 41.5mpg (6.8l/100km).

BMW ACTIVE HYBRID 5. THE MOST DYNAMIC WAY OF DRIVING A HYBRID.

Can a vehicle become ever-more efficient while becoming increasingly dynamic at the same time? Yes it can. The BMW ActiveHybrid 5 delivers the proof. With its intelligent drive concept, the first full hybrid BMW Saloon presents the next generation of BMW ActiveHybrid technology. The BMW ActiveHybrid 5, with its superior agility and unique design, also offers the perfect combination of sportiness and elegance. Purely electric driving for considerable distances, and even more intense acceleration thanks to the Boost function all ensure an entirely new driving experience. Indeed, developments in the BMW ActiveHybrid 5 signify another stride into the future for the entire BMW fleet by substantially reducing fuel consumption and CO₂ emissions – and improving driving pleasure. For a high system output of 306hp (225kW), the car consumes, on average, just 44.1mpg (6.4l/100km) and emits 149g of CO₂ per kilometre. In short, the BMW ActiveHybrid 5 is an outstanding example of how you can continue enjoying driving pleasure to the full well into the future.

Stationary cooling. With this innovative system, the BMW ActiveHybrid 5 can be cooled by the air conditioning several minutes before you get in to the car. This is done by the electric climate compressor and without using a drop of fuel. Stationary cooling control can be activated conveniently via remote control.



Lithium-ion high-voltage battery. For maximum efficiency, the lithium-ion battery supplies enough energy to drive the BMW ActiveHybrid 5 solely electrically. This innovative battery is charged on every journey and is also linked to the Brake Energy Regeneration system as soon as you take your foot off the accelerator.

Electric motor. Situated between the combustion engine and the gearbox, the 40kW motor supplies enough power for solely electric driving and supports acceleration with the Boost function. This reduces fuel consumption and emissions, while, at the same time, increasing dynamic driving pleasure.

Eight-speed automatic transmission with Steptronic. Not only does this ensure fast gear changes without loss of traction, thanks to automatic coupling, this gearbox also regulates interaction between the combustion engine and electric motor. Additionally in combination with the Auto Start-Stop function, it makes a considerable contribution to reducing fuel consumption and emissions.



□ 18" light alloy Streamline style 364, 8J x 18 with 245/45 R18 tyres. These innovative and exclusive hybrid rims are aerodynamically optimised (17" light alloy V-spoke style 236 wheels come as standard).



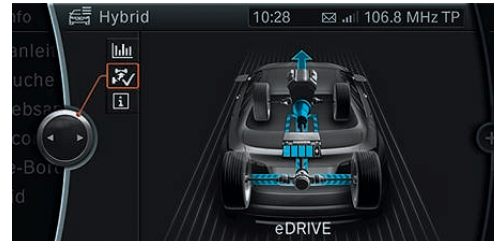
■ The gear selector lever of the eight-speed automatic transmission has an Aluminium surround with 'ActiveHybrid 5' designation.



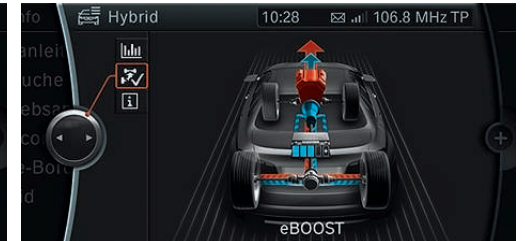
■ The Aluminium door sill finishers with 'ActiveHybrid 5' designation lead the way to an elegant interior marked by quality craftsmanship.



■ 'ActiveHybrid 5' designation behind the Hofmeister kink identifies the model. The standard Chromeline exterior trim includes the side window frames and window recess finishers.




■ **Electric driving.** The 40kW output of the electric motor enables purely electric driving at a constant speed of 22mph (36km/h) for up to 2.4 miles.



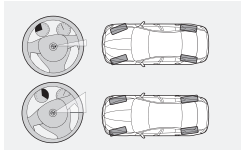
■ **Boost function.** When required, energy from the high-performance battery is used to enable a short-term boost of power. A benefit of this technology is strong and immediate acceleration. The power boost provided by the electric motor releases energy previously stored during Brake Energy Regeneration.



In the BMW 5 Series Saloon, there are a whole host of innovative technologies helping you enjoy your drive. Many of these systems are intelligently networked with each other. Their interaction maximises both your safety and your driving pleasure.

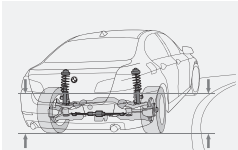


THE DRIVING EXPERIENCE IN THE BMW 5 SERIES SALOON IS UNIQUE. HERE'S WHY.



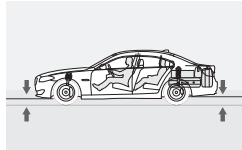
Integral Active Steering.

The optional Integral Active Steering combines rear-wheel steering with a variable steering ratio on the front wheels. At speeds up to around 35mph (57km/h), the rear wheels turn the opposite way to the front wheels. This makes the wheelbase feel shorter, for enhanced agility and manoeuvrability. At speeds above 50mph (81km/h), the rear wheels turn the same way as the front wheels. This increases both driving stability and comfort.



Adaptive Drive.

The optional Adaptive Drive package combines two active chassis and suspension control systems: Dynamic Drive and Variable Damper Control, allowing you to set up the dampers the way you prefer them. With Dynamic Drive, active stabilisers at the front and rear axles minimise vehicle movements. Bodyroll is significantly reduced, so your passengers arrive more relaxed or can even do some work on the way.



Variable Damper Control.

Enables the driver to adjust the dampers to the relevant driving situation. Two core modes are available: 'Comfort' makes for a soft damper setting, enabling the car to absorb bumps in the road and minimising vehicle movement. 'Sport' on the other hand selects a stiffer suspension setting, enhancing driving pleasure on twisting roads.

Drive Performance Control.

By pressing a button, you can adjust the driving characteristics of the BMW 5 Series Saloon according to your requirements. The system fine-tunes features such as accelerator response or steering assistance, enabling you to individualise the dynamic feel of your BMW. In conjunction with the optional chassis and suspension control systems Adaptive Drive and Variable Damper Control, the dampers can be fine-tuned as well, for maximum ride comfort.

Eight-speed Sport automatic transmission.

Enables fast gear changes using the selector lever or gearshift paddles on the sports leather steering wheel. The close spacing of the eight gears optimises acceleration, while also improving efficiency and shift comfort.

Double-wishbone suspension, front.

This minimises the effect of poor road surfaces. The double-wishbone suspension design removes lateral and longitudinal forces acting on the dampers, enabling them to respond even more sensitively to the road. Both the front axle and the rear axle are made entirely from aluminium. This reduces unsprung masses and further enhances comfort.

Dynamic Stability Control Plus (DSC+).

Highly sensitive sensors track vehicle status on a permanent, practically real-time basis and optimise directional stability and traction as required, via engine and brake management interventions. This makes it easier to control the vehicle even in poor road conditions, enhancing both safety and driving pleasure.

Passive safety.

All safety components complement each other perfectly. Six airbags offer specific protection: airbags for the driver and front passenger, front-to-rear head airbags, side airbags for the driver and front passenger and anti-whiplash front head restraints reduce the risk of whiplash injuries. The active bonnet, meanwhile, enhances pedestrian protection. The area in front of the windscreen is automatically raised by 60mm in the event of an accident.



BMW CONNECTED DRIVE: INTELLIGENT NETWORKING OF DRIVER, CAR AND ENVIRONMENT.



The IT revolution has changed the way we live. For BMW drivers, it has become normal to view their vehicle as another networked component of their lives – they expect to be able to access information on the go, communicate with others, and keep up with the latest news. The term BMW ConnectedDrive therefore comprises all packages and innovative technologies that enable BMW vehicles and their occupants to connect with the outside world.

The next generation of automotive technology. The BMW Vision ConnectedDrive was developed to demonstrate how BMW ConnectedDrive technologies will continue to pioneer automotive innovations in the future. The concept was consciously designed as a roadster to allow optimal insight into the display and operation of future BMW ConnectedDrive features. Such features include a three-dimensional Head-up Display with Augmented Reality, vehicle-to-vehicle intelligent communication and a new Emotional Browser for sourcing relevant information on the surrounding environment. Three fibre optic light installations flow around the cabin to represent the key BMW ConnectedDrive areas of convenience, infotainment and safety. More information on this concept and future connected mobility projects can be found within our Future Lab.

www.bmw.com/futurelab




Convenience.



Park Assist.

This driver assistance system makes parallel parking easier. When travelling at speeds below 20mph (33km/h), the system measures any parking spaces the vehicle passes. When a suitable space has been identified, the Park Assist function takes care of the steering, while the driver continues to operate the accelerator and brake pedals – supported by acoustic signals and instructions in the Control Display.



Surround-view, side-view and rear-view cameras.

Surround-view offers the driver a bird's-eye-view of the area around the vehicle, shown in the Control Display. The rear-view camera provides a view of the area to the rear of the car. In addition, side-view cameras ensure better visibility of approaching traffic when joining a main road from a side street or junction.



Speed limit display.

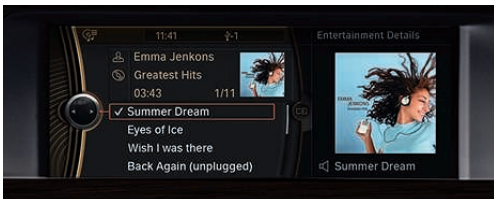
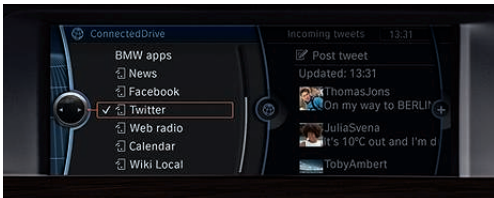
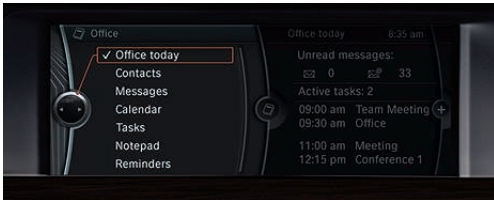
Keeps the driver informed of the maximum permissible speed of the road being travelled. A camera 'reads' relevant signs above and beside the road, and compares the information with the speed limits recorded in the Navigation system. The speed limit is then displayed in the instrument cluster and the optional Head-up Display.



Real Time Traffic Information (RTTI).

Provides a precise account of current traffic situations in real time. The information is presented on the Navigation map by using a colour coding system indicating the flow of traffic. Road networks are divided into distances as short as 500m for superior accuracy and dependency. Information is automatically updated every 3 minutes allowing the driver to monitor whether the traffic situation is improving or worsening. The system also recommends for or against alternative routes based on the potential time saving benefits.

Infotainment.



Enhanced Bluetooth telephone functionality with USB audio interface and Voice Control.

From now on, you can use the time you spend in your car even more effectively. With Enhanced Bluetooth telephone functionality and the intelligent integration of selected compatible business mobile phones¹, Office functions such as dates, tasks, contacts or SMS and email messages can be shown on the Control Display, via the Bluetooth connection, or read aloud, using the narrator function with Voice Control. Thanks to Bluetooth Audio Streaming², wireless playback of music files via selected compatible Bluetooth devices¹ is no problem either.

Mobile Application Preparation.

With this optional feature, users can download the BMW ConnectedDrive iPhone application free of charge. With this app you're no longer limited to listening to local radio. Using the iDrive system, you can select web radio stations from around the world. You can call up the latest status reports from your Facebook and Twitter accounts and view your iCalendar on the vehicle Control Display.

USB audio interface.

With the USB audio interface and an original iPod USB cable, the album cover art for the track being played can be shown in the Control Display (the cover art display function is also available for other devices). The USB audio interface also allows the connectivity software in your BMW to be easily updated, so new compatible mobile phones and music players become fully operational after updating with a USB memory stick.³

Internet.

In-car browsing of the World Wide Web is now available with the optional Internet feature. Websites are displayed in the high resolution vehicle Control Display with the iDrive controller doubling as a mouse for on-screen navigation. The connection operates via the built-in vehicle SIM card and thus no external mobile device is required for operation. All data costs for a three year term are included as part of the optional BMW Assist package. The Internet service is only available when the vehicle is stationary.

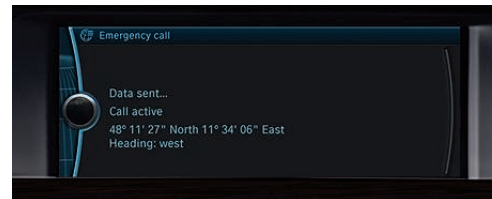
¹ See www.bmw.com/bluetooth for information on compatible devices.

² Details of compatible phones enabled for Bluetooth Audio Streaming are available at www.bmw.com/bluetooth

³ For information on software updating see www.bmw.com/update

⁴ Provisional image, subject to change.

Safety.



Multifunctional Instrument panel.

The optional Multifunctional Instrument panel offers a unique visualisation of the driving experience. Using the Drive Performance Control button, drivers can select the visual and graphic appearance of the information in the instrument display according to the selected driving mode. The standard display is Comfort mode, where ECO PRO mode is selected for efficient driving and Sport mode adds a new speedometer and rev counter display. The new digital display increases convenience, safety and driving pleasure by emphasising information that is relevant to the driving style selected.⁴

Night Vision with pedestrian recognition.

An infrared camera in the front grille detects people and animals up to a distance of 300 metres. The camera images are shown in the Control Display. Pedestrian recognition also gives a visual warning to indicate any people moving close to the road, enabling the driver to recognise potential dangers sooner and take more timely action.

Full colour Head-up Display.

A full colour TFT display projects important driving information onto the windscreen, in your direct field of vision. The information displayed includes the current road speed, or navigation instructions. The availability of more colours makes it easier to distinguish general driving information and warnings. The display ensures that your eyes are always on the road ahead for a safer driving experience.

Emergency 999 SOS call.

Known as BMW eCall, this service provides a direct link to the 999 Emergency Services. You can summon help manually by simply pressing the SOS emergency call button to arrange assistance. Additionally, if your vehicle is involved in a more serious accident an automatic emergency call is made, providing extra reassurance. With either the manual or the automatic Emergency SOS call, details of your vehicle and location will be sent directly to a 999 Emergency Service Centre, so that immediate action can be taken and assistance dispatched without delay. The Emergency 999 SOS call is part of the optional BMW Assist package.

BMW ConnectedDrive features are option dependant on the model and specification chosen. Screens and services may differ in the UK. BMW Assist services function through a built-in vehicle SIM card and are not available on the Isle of Man, Channel Islands or in the Republic of Ireland. Some services are available in other European countries; please refer to your local BMW Dealer for more information.



How does the Head-up Display work?

When I am in the middle of rush-hour traffic, I don't want to take my eyes off the road even for a second. Luckily, I don't have to – the full colour Head-up Display projects navigation instructions and other important information on the windscreen, directly in my field of vision. The display looks as though it were floating above the bonnet. How does that work? Inside the dashboard support structure, there is a monitor, similar to the display in a mobile phone. LEDs generate an image on this display. This is projected onto the windscreen via four mirrors, like in a slide projector. In the process, its size is magnified six times. And although the display is reflected on the windscreen, due to the clever optical arrangement it appears to the driver to

be about two metres away. The eyes don't have to refocus, making driving less tiring. The driver is less distracted and more relaxed, because there is no need to move the eyes from the instrument cluster to the road and back.

What's the benefit of Integral Active Steering?

With a BMW, a trip into the countryside is highly enjoyable: twisting roads make a welcome change from more monotonous driving on the motorway. The responses of the 5 Series are immediate and direct. But why is it that I stay so relaxed even in the tightest corners? The Integral Active Steering with rear-wheel steering varies the steering effort in line with vehicle speed, using Servotronic. For the first time, the Active Steering includes a superimposed gear system used to control the steering angle of both the front and the rear wheels. This makes for added precision on twisting roads, enhances control for quick lane changes on the motorway and also assists with low speed manoeuvres such as parking in tight spaces.

Do you really need the Speed limit display?

It's a weekend: the weather is nice, the road is excellent and clear. Time to put the foot on the accelerator. But how fast am I allowed to go here? The last road sign was a while ago, and there might be a speed limit just around the corner. In conjunction with the navigation system, the Speed limit display refers to speed limits in a database and can

display them at the press of a button. It is a good investment. How does it know the speed limits and how does it check them? In addition, a camera in the rear-view mirror reads road signs with place names or speed limits. The currently permitted maximum speed is shown in the display, or optionally in the full colour Head-up Display. The system works all over Europe, in towns, in the countryside, on motorways and even in roadworks or areas where speed limits vary. The Speed limit display even consults the rain sensor and clock before it shows a limit.

What is Active Cruise Control? A congested motorway. Slow-moving traffic, more stop than go, this is a situation no driver relishes. But in the BMW 5 Series, it is still a relaxed affair. As soon as the car ahead stops, the BMW too comes to a smoothly controlled halt. Once the car ahead starts moving again, so does the BMW 5 Series, as if it had eyes of its own. And it does: a radar sensor monitors the area in front of the car. Its visual range extends from just in front of the bumper to 150 metres ahead – because Active Cruise Control is not just for slow traffic, it also works at higher speeds on the motorway.



What do Park Assist and Surround-view do?

Every evening it is the same: stressed drivers trying to find a parking space. One gap seems too short, another not wide enough. Luckily, I don't have to rely on estimates any longer. I trust my BMW and let it find a suitable space for me. Using sensors, Park Assist establishes the size of the gap, whilst Surround-view, which includes two cameras in the front wheel arches and two in the side mirrors, means I have a good view of the area around my car. If I pass a large enough parking space, Park Assist will signal a green light. I put the car in reverse gear, take my hands off the steering wheel and press the accelerator or brake pedal; the BMW 5 Series takes care of everything else.

BMW and Apple iPhone: the perfect combination?

I get in, press the Start button, and my favourite song comes out of the loudspeakers. How come? Luck? The Apple iPhone or any other BMW Bluetooth-capable mobile phone communicates perfectly with the BMW 5 Series, and the connection is easy to establish. The phone book and contacts are automatically available. It's all thanks to the Bluetooth technology connecting the hands-free equipment in the BMW with the mobile phone (included as standard on all models). So you can access telephone numbers stored in your mobile phone via the iDrive Controller or the buttons on the steering wheel. All you have to do to start a hands-free call is to press a button. After docking to the BMW Adapter, the entire music library is available as well via iDrive, in the accustomed order.



SIX TECHNICAL QUESTIONS.

Timeless elegance.



The Titanium Silver metallic exterior colour lends the BMW 5 Series a timeless elegance. The attractive Black Dakota leather upholstery and the Black, High-gloss interior trim create a premium ambience inside the BMW 5 Series Saloon,

whilst 18" light alloy Star-spoke wheels (style 330) transmit the engine's power to the road.

Dynamic style.



The BMW 5 Series featuring Black Sapphire metallic paintwork, with Comfort seats for the driver and front passenger upholstered in Oyster/Black Dakota leather. The optional High-gloss Dark Ash-grain wood trim¹ and the Sport

leather steering wheel further enhance the look and feel of the interior. 19" light alloy W-spoke wheels (style 332) add the finishing touches.



¹ Dark Ash-grain wood standard for 550i models.

The M Sport.



M Sport model: The M Sport model includes Sport seats, M Sport leather steering wheel, Aluminium Hexagon interior trim and Anthracite headlining. The sporting appeal of the exterior is enhanced by M aerodynamic bodystyling

and a choice of two matching M light alloy wheel designs. The M Sport model is available in conjunction with seven attractive exterior colours and includes the M Sport suspension.¹



18" light alloy Double Spoke style 350M, 8J x 18, 245/45 R18 tyres (front), 9J x 18, 275/40 R18 tyres (rear).



19" light alloy Double Spoke style 351M, 8.5J x 19, 245/40 R19 tyres (front), 9J x 19, 275/35 R19 tyres (rear).



M door sill finisher with Chrome insert and M logo, reinforcing the visual effect of the M Sport model.



Rear diffuser increases downforce on the rear axle at high speeds. The Dark Chrome finish of the tailpipes further adds to the car's visual appeal.



M rear spoiler emphasises the car's sporty looks and increases downforce.



M Sport leather steering wheel with multi-function buttons features bigger thumb rests and a thicker rim for extra grip.



BMW Individual. The most exclusive way to drive a BMW.


True exclusivity is defined by the very highest standards: those that each person sets for themselves. BMW Individual enables you to realise these standards in the car you drive.

□ In the BMW 5 Series Saloon shown here the new BMW Individual exterior colour Champagne Quartz metallic and the BMW Individual fine-grain Merino leather in Platinum create a harmonious interplay of sophisticated shades of colour. The characteristic iridescence of the paint finish varies from a golden brown to a blue violet, depending on the angle of light. These brilliant hues and the special pigmentation below the surface lend BMW Individual paint finishes their extraordinary intensity. The BMW Individual fine-grain Merino leather with its exquisite, natural surface texture makes for maximum exclusivity, with a soft, velvety feel and breathable structure. BMW Individual interior trim adds striking accents. The elegant lines of the Satin Walnut Honey Brown wood trim shown here lend the interior its unique character. Stringent raw material selection and perfect workmanship ensure an exclusive colour and grain for a refined look.



Experience BMW Individual interactive with the BMW Individual iPad App.

BMW Individual Champagne Quartz metallic paint finish.



□ BMW Individual Champagne Quartz, metallic.



□ 19" light alloy V-spoke style 349.



□ Extended Merino leather upholstery in Graphite, with Piano Black interior trim.



□ Extended Merino leather upholstery in Platinum.




□ Extended Merino leather upholstery in Platinum, with Honey Brown Satin Walnut wood trim and wood, High-gloss insert for leather steering wheel.

Exterior colours.



■ **668 Jet Black**
Non-metallic



■ **300 Alpine White**
Non-metallic



□ **475 Black Sapphire**
Metallic¹



□ **354 Titanium Silver,**
Metallic



□ **A52 Space Grey**
Metallic



□ **A72 Cashmere Silver**
Metallic¹



□ **A84 Milano Beige**
Metallic¹



□ **A76 Deep Sea Blue**
Metallic¹



□ **A81 Tasman**
Metallic¹



□ **A17 Havana**
Metallic¹



□ **B90 Sophisto Grey II**
Xirallic



□ **A89 Imperial Blue**
Xirallic



□ **416 Carbon Black**
Metallic²



□ **B40 Liquid Blue**
Metallic³



□ **BMW Individual**
X04 Moonstone, metallic



□ **BMW Individual**
X02 Citrine Black, metallic



□ **BMW Individual**
S34 Azurite Black, metallic



□ **BMW Individual**
X07 Amazonite Silver, metallic



□ **BMW Individual**
X08 Champagne Quartz, metallic

Upholstery colours.



■ **AZAT Cloth/leather**
Grey Shadow/Alcantara²



■ **LCSW Black**
Dakota leather



■ **LCDE Everest Grey**
Dakota leather




■ **LCDF Venetian Beige**
Dakota leather



■ **LCDH Oyster/Oyster**
Dakota leather



■ **LCCX Oyster/Black**
Dakota leather



■ **LCEZ Cinnamon Brown**
Dakota leather



□ **NASW Black**
Exclusive Nappa leather



□ **NACX Oyster/Black**
Exclusive Nappa leather



BMW Individual



□ **BMW Individual Extended Merino leather**
ZAP8 Graphite



□ **BMW Individual Extended Merino leather**
ZAP7 Silk Grey



□ **BMW Individual Extended Merino leather**
ZAC8 Platinum



□ **BMW Individual Extended Merino leather**
ZAP6 Champagne



□ **BMW Individual Extended Merino leather**
ZAWT Cohiba Brown

¹ Not with M Sports models.

² Only with M Sports models.

³ Only with ActiveHybrid 5 models.

Interior colours/BMW Individual headlinings.



Black



Oyster



Venetian Beige



Everest Grey



BMW Individual



BMW Individual Alcantara headlining
XD5 Silk Grey



BMW Individual Alcantara headlining
XD5 Platinum



BMW Individual Alcantara headlining
XD5 Champagne

Interior trims.



4AT Black, High-gloss¹



4MR Aluminium Hexagon²



4CE Finition Anthracite wood, High-gloss⁴



4B5 Light Ash-grain wood, High-gloss



4BN Dark Ash-grain wood, High-gloss⁵



4B9 Fine Brushed Aluminium



BMW Individual



BMW Individual interior trim
XE5 Auburn Sycamore wood, High-gloss



BMW Individual interior trim
XE6 Honey Brown Satin wood, High-gloss



BMW Individual interior trim
XE7 Piano Black, High-gloss

Combinations.

Upholstery material	BMW upholstery colours										BMW Individual upholstery colours					
	Grey Shadow Cloth/ Alcantara ²	Dakota leather ⁶						Exclusive Nappa leather		BMW Individual Extended Merino leather						
Standard seats	—	•	•	•	•	•	•	•	•	—	—	•	•	•	•	•
Sport seats	•	•	•	•	•	•	•	•	•	—	—	•	•	•	•	•
Comfort seats	—	•	•	•	•	•	•	•	•	•	•	•	•	•	•	•
Upholstery colours	Anthracite	Black	Everest Grey	Venetian Beige	Oyster	Oyster	Cinnamon Brown	Black	Oyster	Gaaphite	Silk Grey	Platinum	Champagne	Cohiba Brown		
Interior colours	Black	Black	Everest Grey	Venetian Beige	Oyster	Black	Black	Black	Black	Black	Black	Black	Black	Black		
BMW exterior colours																
668 Jet Black, non-metallic	•	•	•	•	•	•	•	•	•	•	•	•	•	•	•	•
300 Alpine White, non-metallic	•	•	•	•	•	•	•	•	•	•	•	•	•	•	•	•
475 Black Sapphire, metallic ¹	—	•	•	•	•	•	•	•	•	•	•	•	•	•	•	•
354 Titanium Silver, metallic	•	•	•	•	•	•	•	•	•	•	•	•	•	•	•	•
A52 Space Grey, metallic	•	•	•	•	•	•	•	•	•	•	•	•	•	•	•	•
A72 Cashmere Silver, metallic ¹	—	•	•	•	•	•	•	•	•	•	•	•	•	•	•	•
A84 Milano Beige, metallic ¹	—	•	•	•	•	•	•	•	•	•	•	•	•	•	•	•
A76 Deep Sea Blue, metallic ¹	—	•	•	•	•	•	•	•	•	•	•	•	•	•	•	•
A81 Tasman, metallic ¹	—	•	•	•	•	•	•	•	•	•	•	•	•	•	•	•
A17 Havanna, metallic ¹	—	•	•	•	•	•	•	•	•	•	•	•	•	•	•	•
B90 Sophisto Grey II, Xirallic	•	•	•	•	•	•	•	•	•	•	•	•	•	•	•	•
A89 Imperial Blue, Xirallic	•	•	•	•	•	•	•	•	•	•	•	•	•	•	•	•
416 Carbon Black, metallic ²	•	•	•	•	•	•	•	•	•	•	•	•	•	•	•	•
B40 Liquid Blue, metallic ³	—	•	•	•	•	•	•	•	•	•	•	•	•	•	•	•
BMW Individual exterior colours																
X02 Citrine Black, metallic	•	•	•	•	•	•	•	•	•	•	•	•	•	•	•	•
S34 Azurite Black, metallic	•	•	•	•	•	•	•	•	•	•	•	•	•	•	•	•
X04 Moonstone, metallic	•	•	•	•	•	•	•	•	•	•	•	•	•	•	•	•
X07 Amazonite Silver, metallic	•	•	•	•	•	•	•	•	•	•	•	•	•	•	•	•
X08 Champagne Quartz, metallic	•	•	•	•	•	•	•	•	•	•	•	•	•	•	•	•
BMW interior trims																
4AT Black, High-gloss ¹	—	•	•	•	•	•	•	•	•	•	•	•	•	•	•	•
4MR Aluminium Hexagon ²	•	•	•	•	•	•	•	•	•	•	•	•	•	•	•	•
4CE FineLine Anthracite wood, High-gloss ⁴	•	•	•	•	•	•	•	•	•	•	•	•	•	•	•	•
4B5 Light Ash-grain wood, High-gloss	•	•	•	•	•	•	•	•	•	•	•	•	•	•	•	•
4BN Dark Ash-grain wood, High-gloss ⁵	•	•	•	•	•	•	•	•	•	•	•	•	•	•	•	•
4B9 Fine Brushed Aluminium	•	•	•	•	•	•	•	•	•	•	•	•	•	•	•	•
BMW Individual interior trims																
XE5 Auburn Sycamore wood, High-gloss	•	•	•	•	•	•	•	•	•	•	•	•	•	•	•	•
XE6 Honey Brown Satin Walnut wood, High-gloss	•	•	•	•	•	•	•	•	•	•	•	•	•	•	•	•
XE7 Piano Black, High-gloss	•	•	•	•	•	•	•	•	•	•	•	•	•	•	•	•

• Available — Not available

¹ Not with M Sport models.

² Only with M Sport models.

³ Only with ActiveHybrid 5 models.

⁴ Standard with ActiveHybrid 5 models (except ActiveHybrid 5 M Sport).

⁵ Standard with 550i models.

⁶ Dakota leather includes seat surfaces, armrests in centre console and doors, headrests for front seats and outer rear seats, gear lever gaiter.

Standard/Optional equipment.



□ **522 Xenon headlights** for high and low beam, with automatic headlight range control and headlight washing system, provide significantly improved illumination of the road ahead at night or in bad weather.

□ **524 Adaptive Headlights** with variable light distribution. The integrated cornering lights are activated whenever the indicator is switched on or automatically according to the steering angle.

□ **5AC High-beam Assistant** helps the driver at night by automatically switching between high or low beam according to the oncoming traffic, vehicles driving in front and the quality of road lighting.



■ **Rear light cluster** with taillight, brake light and indicator in LED technology. The typical BMW design of the light elements makes for optimum visibility. Dynamic Brake Lights with flashing function help traffic travelling behind tell the difference between a light tap on the brake pedal and an emergency stop for increased driving safety.



□ **403 Glass sunroof, electric**, with slide and tilt function with fingertip control, electrically adjustable floating headliner, trap release and comfort opening/closing function.



□ **430 Exterior mirrors, folding with automatic anti-dazzle function** which fold in at the touch of a button. Includes *kerb-view* function to assist when reversing.

■ **Rear-view mirror, automatically dimming** with automatic anti-dazzle function.



□ **760 Exterior trim, High-gloss Shadowline**, comprises front and rear side window frames and window recess finishers in Black, High-gloss.



□ **3MB Exterior trim, Matt Aluminium**, comprises front and rear side window frames and window recess finishers in Matt Aluminium.



□ **322 Comfort Access with smart-opener** to lock/unlock the vehicle without direct operation of the remote control key. (Only available with Equipment package, please consult your BMW Dealer for further information).

□ **323 Soft-close doors** for the gentle closing of all four doors via electric function. Electric motor completes the final 6mm of closing.



■ **Tailpipes:** 520i/d, 525d, 528i, and 530i/d feature a distinct twin Chrome tailpipe, fitted on the left. 535i/d features two individual Chrome tailpipes, left and right.



■ **Tailpipes:** The 550i features two individual quadrilateral Chrome tailpipes, one left and one right.



■ **2K1 17" light alloy V-spoke style 236**, 8J x 17" with 225/55 R17 run-flat tyres (standard on all models except 550i and M Sport models).



□ **2DB 17" light alloy Star-spoke style 327**, 8J x 17" with 225/55 R17 run-flat tyres.



□ **2K2 18" light alloy V-spoke style 328**, 8J x 18" with 245/45 R18 run-flat tyres (standard on 550).



□ **2HM 18" light alloy Radial-spoke style 237**, 8J x 18" with 245/45 R18 run-flat tyres.



□ **2WC 19" light alloy W-spoke style 332** with mixed tyres, 8.5J x 19" with 245/40 R19 run-flat tyres at the front, 9J x 19" with 275/35 R19 run-flat tyres at the rear.



□ **2AH 18" light alloy Turbine-spoke style 329** with mixed tyres, 8J x 18" with 245/45 R18 run-flat tyres at the front, 9J x 18" with 275/40 R18 run-flat tyres at the rear.



□ **2DC 18" light alloy Star-spoke style 330** with mixed tyres, 8J x 18" with 245/45 R18 run-flat tyres at the front, 9J x 18" with 275/40 R18 run-flat tyres at the rear.



□ **2K3 19" light alloy V-spoke style 331** with mixed tyres, 8.5J x 19" with 245/40 R19 run-flat tyres at the front, 9J x 19" with 275/35 R19 run-flat tyres at the rear.

Standard/Optional equipment.



□ 255 Sport multi-function leather steering wheel three-spoke, for a sportier grip. Integrated buttons allow convenient and safe operation of the telephone, audio and voice functions, and cruise control. Shown here with paddles, which come with eight-speed sport automatic transmission.



■ Multi-function leather steering wheel allows the driver to operate a large number of functions conveniently and without being distracted from the road ahead. The left-hand buttons are used to operate all cruise control functions, while those on the right serve the audio functions, such as the radio, telephone and Voice Control.



□ 205 Eight-speed automatic transmission with electronic gear selection and Adaptive Transmission Management for immaculate gear changes. (Standard for 535d, 550i and ActiveHybrid 5 models.)



□ 2TB Eight-speed Sport automatic transmission features a sport mode with shortened shift times for a particularly sporty drive, as well as shift paddles on the sport leather steering wheel and a sporty gear selector design.

□ Drive Performance Control allows the driver to select Normal or Sport mode at the push of a button.



■ Partial Black panel technology shows certain displays in the instrument cluster as a Matt Black surface when switched off. The BMW EfficientDynamics display is also incorporated within this panel.

□ 163 BMW Diesel with BluePerformance. Storage catalytic converter, reducing NO_x emissions and meeting EU6 emissions standards. (Available with 520d and 530d models). Please refer to technical data on page 68.

□ 5AD Lane departure warning system uses a camera to identify when the vehicle is nearing a road marking and warns the driver by sending a mild vibration through the steering wheel if the indicator is not activated.



□ GWA Full Black panel technology – as described on the left, but additionally with a high-resolution 10.2" Info Display below. This shows such information as current fuel consumption, range, on-board computer functions and trip and mileage counter in parallel with navigation prompts. The display features Black Panel technology – when the ignition is off, it appears as a flat, Matt Black surface. The only three-dimensional elements are the Chrome rings, open at the bottom, that encircle the display's dials. As soon as the vehicle is opened, the Chrome rings turn into full circles, and the dials and displays appear. (Only in conjunction with Head-up Display).



□ 6WB Multifunctional Instrument panel (10.2")¹ in Black Panel technology enables a unique visual driving experience. Three different modes, with differentiated colours and graphic designs, can be displayed in the instrument cluster: Comfort, ECO PRO and Sport (not available for BMW 520d EfficientDynamics Edition and ActiveHybrid 5).

Comfort mode (left). The new digital display enhances safety as well as convenience and driving enjoyment by highlighting or enlarging information that is particularly relevant to a given style of driving (in the 550i/550i xDrive, only Comfort mode is available).

Sport mode (right). The purist orange-red display focuses on the data that are of most interest to sporty drivers. On the left, it shows the current speed in a large numerical display. The rev counter on the right contains a large display showing which gear is currently selected (for 550i/550i xDrive only in conjunction with Adaptive Drive, Dynamic Damper Control, Integral Active Steering and Sport automatic transmission).





■ BMW EfficientDynamics display:

As soon as the driver brakes or stops accelerating, the kinetic energy made available is transformed by Brake Energy Regeneration into electrical energy and fed into the battery. This charging process is indicated by a symbol in the rev counter.



□ 5DF Active Cruise Control with 'Stop and Go' function:

Driver assistance system for increased comfort and active safety when driving in slow-moving traffic. Combines Cruise Control with active safe distance control that can brake the car to a standstill in bumper-to-bumper driving, with automatic restart in typical 'stop and go' situations.



□ 8TH Speed limit display* uses a camera to read both permanent and temporary speed limit signs and displays the current speed limit in the Info Display and optional Head-up Display (only with Navigation system).



□ 5AG Lane change warning system: When the indicator is activated this system recognises a vehicle in the driver's blind spot or approaching at high speed and warns the driver through a visible signal in the exterior mirror and vibration to the steering wheel. (Only with Exterior mirrors, folding and automatically dimming).



□ 610 Head-up Display includes full black panel technology and delivers driving-related information such as the car's speed, directly into the driver's field of vision in full colour. The arrow instructions of the navigation system, and functions of the Active Cruise Control with 'Stop and Go' function, lane departure warning system, Speed limit display* and Check/Control can also be displayed. (Only available with Equipment package, please consult your BMW Dealer for further information).



□ 5DP Park Assist makes parallel parking easier. When travelling at speeds below 20mph, the system measures any parking gaps the vehicle passes. When an appropriate space has been located, Park Assist will do the steering, while the driver continues to operate the accelerator and brake pedals. (Only available with Equipment package, please consult your BMW Dealer for further information).



□ 3AG Reversing Assist camera shows the area behind the vehicle clearly in the Control Display. Interactive guidelines show, for example, whether the parking space selected is large enough for the vehicle.

■ Park Distance Control (PDC), front and rear, facilitates the process of parking and manoeuvring in confined spaces, giving an acoustic signal for the distance between the car and an obstacle, as well as a visual indication in the Control Display.



□ 5DL Surround-view includes Top-view and Side-view cameras. Top-view consists of two video cameras, one located in each exterior mirror casing and provides 'birds-eye view' images of the area to the side of the car. Side-view consists of two side-viewing video cameras, one at each side of the front bumper and permits an early view of approaching traffic for pulling away from exits or crossing intersections with poor visibility to one or both sides. The images are shown in the Control Display and activated when the gearstick is moved to the 'R' position (Top-view) and manually by push button. (Only available with Equipment package, please consult your BMW Dealer for further information).

* Provisional image, subject to change.

* Please note that Speed limit display is an aid to driver memory only, it is not possible to guarantee system recognition of all permanent and temporary speed limit signs. It remains the responsibility of the driver to recognise speed limits, operate within existing road laws and drive in a manner appropriate to weather and traffic conditions.

Standard/Optional equipment.



■ **iDrive Controller** with shortcut buttons: the central control unit for iDrive is rotated, pushed and tilted to operate various functions via the Control Display. Plus, four frequently selected menus – CD, radio, navigation and telephone – can be called up using direct access buttons.



■ **Control Display** with high-resolution TFT screen (6.5", colour). Shows the functions operated using the Controller (e.g. navigation system and radio). The screen comes in a 10.2" format in conjunction with the optional BMW Professional Multimedia Navigation system (shown here).



□ **609 Navigation system – BMW Professional Multimedia** with high-resolution 10.2" colour display, including DVD drive, integrated hard disc for storage of audio files transferred from CDs, MP3 players or USB sticks, as well as full postcode search, dynamic route planning, 3D route map, Real Time Traffic Information and split-screen function.

□ **606 Navigation system – BMW Business Advanced** with 6.5" colour display, including CD drive, full postcode search function, dynamic route planning, 2D and perspective route map and/or arrow view.



□ **612 BMW Assist** provides telematic and online services that are fully integrated with the BMW navigation and bluetooth telephone systems to offer enhanced functionality. They provide you and your passengers access to key information from within the vehicle, helping you keep safe and in touch. BMW Assist services are free of charge for three years on any new BMW 5 Series Saloon equipped with an optional navigation system. Refer to page 70/71 for further details.



□ **Hard disc drive** enables quick access to a large collection of music files which can be transferred to the 12GB hard disk from a CD, MP3 player or USB stick (only available with BMW Professional Multimedia Navigation system).



■ **Integrated Owner's Manual** for quick and immediate access to all vehicle-specific information. The owner's manual can be operated via the iDrive and is shown on the Control Display. To ensure optimum user-friendliness, the contents features multimedia elements such as animations and dynamic illustrations.



□ **6UK Night Vision with pedestrian recognition** uses an infrared camera to detect people and animals up to a distance of 300 metres and transfers the images directly onto the Control Display. The pedestrian recognition system sends a warning signal to the driver if a person moves towards the road and will present a hazard.



□ **601 TV function** allows the Control Display to be used as a television when the car is stationary. The TV function receives digital programmes. (Only with Navigation system).



■ **Automatic air conditioning with two-zone control**, with recirculated-air filter, fogging sensor, auxiliary ventilation, residual heat utilisation and automatic temperature control (standard on 520d).

□ **534 Automatic air conditioning with extended features**. As above but with separate control for rear seat passengers.



□ **4NB Automatic air conditioning with four-zone control**, features as extended automatic air conditioning with two-zone control, plus air vents in the B-pillars and comfort air vents in the centre of the instrument panel for directable or draft-free ventilation. Separate control element with display in the rear area for individual temperature settings (standard for 550i and ActiveHybrid 5 models).



□ **6FH Rear seat entertainment – BMW Professional** with two tiltable 9.2" screens located in the rear of the front seats. Operation by remote control. DVD Drive and separate ports for connecting MP3 players and games consoles. Access to the vehicle's entertainment system, navigation (driver only) and telephone. Includes wireless headphones.



□ **6NK Enhanced Bluetooth telephone functionality with USB audio interface and Voice Control**. Combined with a navigation system, this lets you view emails, dates or SMS on the Control Display, or have them read out aloud to you. Additional office functions for BlackBerry users. An adapter with charging facility and external aerial is available as a BMW Accessory.



■ **BMW Professional radio**, four-channel amplifier, double-tuner reception, aerial diversity, scan function, CD drive with MP3 decoder and 6 loudspeakers.

□ **677 Loudspeaker system – BMW Professional** with DIRAC signal processing, surround-sound mode and 16 loudspeakers.


□ **676 Loudspeaker system – BMW Business** with digital amplifier (205W) and 12 loudspeakers for a brilliant sound.

□ **654 DAB digital radio** to enable reception of digital radio programmes.

□ **6NR Mobile Application Preparation**. Preparation for iPhone applications in combination with a compatible iPhone. Users can download the free BMW Connected iPhone App, which supports Facebook, Twitter and web radio.



□ **6F2 B&O Advanced audio system** offers superior acoustics thanks to innovative Dirac Dimensions signal processing and 16 loudspeakers with a total output of 1,200 Watt, including a retractable centre speaker. This houses the mid-range speaker and the Acoustic Lens Technology that ensures consistent sound quality on all seats. You have the choice between two sound settings: "Studio" for particularly crisp sound and "Expanded" for a more open sound space. The loudspeakers' lighting completes this audiovisual experience.



Standard/Optional equipment.



■ **Standard seats for driver and front passenger**, with electric adjustment of seat height and backrest angle; manual adjustment of fore/aft position, headrest height and seat angle (for the driver).

□ **459 Seat adjustment**, electric, for all front seat parameters, and electric adjustment of steering column (standard for 550i).

■ **Seat heating for driver and front passenger seats**. Seat surfaces and backrests feature three heating levels.

□ **488 Lumbar support** for driver and front passenger seats, electrically adjustable for height and depth, for an ergonomically perfect seat position and support of back muscles.



□ **456 Comfort seats for driver and front passenger**: Multi-adjustable seats with electric adjustment for anti-whiplash head restraints, upper and lower backrest, backrest width, seat base, thigh rest and lumbar support. Also electric adjustment of steering column and memory function for passenger seat.

□ **455 Oscillating seat base function** makes for relaxed sitting and driving on longer journeys. Pelvis and lumbar vertebrae are mobilised by alternating, cyclical up/down movements of the seat surface at regular intervals.



□ **481 Sport seats for driver and front passenger**, have raised side sections to provide optimum side support with part-electric adjustment of seat height, backrest angle and manual adjustment of thigh support (standard on M Sport models. 550i features full-electric adjustment).



■ **Standard Lighting** includes illumination of the front exit area and footwell, the glove compartment and cabin as well as the vanity mirrors at the front left and right, rear reading lights, soft light function and luggage compartment lights.

■ **Ambient lighting** includes illumination of the storage compartment in the front centre armrest, the storage areas in the doors, the door openers and the door trims, the front footwells and vicinity lighting integrated in the exterior door handles. Standard on all models except 520d.



□ **416 Sunblinds**, manually operated for rear side windows to regulate direct sunlight in the cabin. Includes 415, Sunblind – rear windscreen, electric.



□ **465 Split-folding rear seat** with asymmetric 60/40-split folding backrest, centre armrest with storage compartment, additional storage compartment above the centre armrest. (Not available on ActiveHybrid 5). In conjunction with the optional **464 ski bag**, for up to four pairs of skis, there is no upper storage compartment.



■ **Personal Profile**: Depending on your equipment selection, your individual settings for temperature and air distribution of the automatic air conditioning, seat and exterior mirror positions, radio volume and sound settings etc. are saved by the vehicle and will activate when you open the central locking with your personal key.

Genuine BMW Accessories.



**Carbon rear spoiler, 20" light alloy
Cross-spoke style 312 wheels,
Ferric Grey.**



**Multi-functional luggage
compartment mat with box.**



**BMW Junior Seat I-II, with/
without ISOFIX, available in two
colours.**



Snap-in adapter with USB interface
for making calls and charging the phone
together with improved reception via
an external aerial. In conjunction with
6NF, also available with USB interface
for listening to music.

A BMW always delivers a special drive – and Genuine BMW Accessories make the experience better still. Combining great ideas, immaculate design and sheer practicality to create innovative solutions, Genuine BMW Accessories are available in many categories: exterior, interior, communications and information and transport and luggage compartment solutions. Your BMW Dealer will be pleased to advise you on the complete range of Genuine BMW Accessories and provide you with a brochure. For further information, please visit

520d SE/ED	
Engine	Catalytic converter
	Common-rail injection system
	Diesel Particulate Filter (DPF)
	Digital Diesel Electronics (DDE)
	Engine mounts, hydraulically controlled
	EUS emissions management
	Four-cylinder in-line diesel engine with four-valve technology
	Single turbocharger with variable turbine technology
Transmission	Six-speed manual transmission
Wheels and chassis	17" light alloy V-spoke style Z36 with run-flat tyres
	Brake callipers – Aluminium, front and rear
	Brake-pad wear indicator
	Disc brakes – front and rear, ventilated
	Double-wishbone suspension, front
	Electric Power Steering (EPS) with Servotronic
	Electro-mechanical parking brake
	Integral rear axle
Safety and technology	Airbags comprising:
	– Advanced Head Protection System (AHPS II), front and rear
	– Crash sensor activating central locking release, hazard warning lights, fuel cut-off, interior lighting and safety battery terminal
	– Driver, front passenger, front and side
	– Impact-dependent airbag system (ID airbags), driver and front passenger
	– Passenger seat airbag deactivation, front
	– Passenger seat occupancy sensor, front
	Alarm system (Thatcham 1) with remote control and engine immobiliser
	Check control warning system
	Child locking system, rear doors
	Condition Based Servicing (CBS)
	Cruise control with brake and speed limiting function
	Deformation zones – front and rear; that can absorb impacts of up to 9.5mph. Bumpers absorb impacts up to 2.5mph without damage
	Drive Performance Control with ECO PRO, Comfort and Sport modes (excluding 550i)
	Dynamic Brake Lights
	Dynamic Stability Control Plus (DSC+) comprising:
	– Anti-lock Braking System (ABS)
	– Automatic Stability Control (ASC)
	– Brake drying
	– Brake fade compensation
	– Brake pre-tensioning
	– Cornering Brake Control (CBC)
	– Dynamic Brake Control (DBC)
	– Dynamic Traction Control (DTC)
	– Electronic Brake-force Distribution (EBD)
	– Hill-start assistant
	Euro NCAP rating 5
	First Aid kit and warning triangle
	Foglights, front and rear
	Halogen headlights
	Head restraints – front, anti-whiplash
	Headlight range control, electric
	Incorrect fuelling protection system
	Keyless starting of engine ignition
	Locking wheel bolts
	On-Board Diagnosis (OBD)
	Park Distance Control (PDC), front and rear
	Rain sensor with automatic headlight activation
	Run-flat tyres with Tyre Puncture Warning System (TPWS)
	Seat belts – front, inertia reel with pyrotechnical belt latch tensioner, driver belt force limiter and belt restrainer
Seat belts – rear, three with inertia reel, belt force limiter for outer seats	
Side impact protection	
Windscreen washer jets, heated	

520d SE/ED		
Seats	Child seat ISOFIX attachment, two in rear	
	Dakota leather upholstery	
	Seat heating, front	
	Standard seats – front, part-electric adjustment	
Exterior equipment	All round anti-corrosion system with partial hot galvanising, phosphate treatment and cathodic dip paintwork, preservation of hollow cavities, underfloor protection	
	Exhaust tailpipes – twin, Chrome	
	Exterior mirrors – aspheric, heated, with electric adjustment	
	Exterior parts in body colour – bumpers, side sills, door handles, exterior mirror housing	
	Exterior trim, Chromeline	
	Indicator lenses, clear	
	Kidney grille, Chrome with Chrome-fronted and Black-sided vertical slats	
Interior equipment	Shark-fin aerial	
	Armrests – front and rear, centre with storage compartments	
	Air conditioning, automatic with two-zone control	
	Battery in luggage compartment with jump start facility in engine bay	
	Black panel display, partial	
	Courtesy lights, front and rear with soft on/off dimming	
	Cup holders – 1 x front and 2 x rear	
	Door sill finishers with BMW designation	
	Electric windows – front and rear, with open/close fingertip control, anti-trap facility, and comfort closing function all round	
	Floor mats, velour	
	Fogging sensor, front windscreen	
	Footwell lights, front	
	Glove box	
	Interior trim, Black, High-gloss	
	Luggage compartment comprising:	
	– Compartment with electric unlocking via the key's remote control	
	– Luggage compartment release button in A-pillar	
	– Securing rings in luggage compartment, four	
	Multi-function controls for leather steering wheel	
	Power sockets, one 12V, front	
	Power sockets, one 12V in rear of centre console	
	Reading lights, front and rear	
	Rear-view mirror, automatically dimming	
	Smoker's package (can be deleted)	
	Start-Stop button	
	Steering column with manual reach and rake adjustment	
	Sun visors with illuminated vanity mirrors	
	Toolkit located in luggage compartment	
	Windows – heat-insulated, green-tinted all round	
	Audio & communication	Auxiliary input for auxiliary playing devices
		BMW Professional radio with single CD player (with MP3 playback facility)
		Control Display – 6.5" colour display screen
		Enhanced Bluetooth telephone functionality with USB audio interface and Voice Control
		Favourite buttons
iDrive Controller with shortcut buttons		
Loudspeaker system with six speakers		
On-Board Computer (OBC) comprising:		
– Average speed		
– Clock		
– Fuel consumption and range		
– Information display – analogue instruments combined with liquid crystal display		
– Journey computer		
– Outside temperature display		
Personal Profile		

520i SE & 528i SE	
Equipment in addition/replacement to 520d/ED	Air conditioning, automatic with extended features
	Ambient interior lighting
	Chrome strips in exterior door handles
	Double-VANOS
	Four-cylinder in-line petrol engine with high-precision direct injection
	Twin-scroll turbocharger
	VALVETRONIC

530i SE	
Equipment in addition/replacement to 520i SE & 528i SE	Metallic paintwork
	Double-VANOS
	High-precision direct injection
	Six-cylinder in-line petrol engine with four-valve technology

525d SE	
Equipment in addition/replacement to 520i & 528i SE	Four-cylinder in-line diesel engine with common-rail technology
	Two-stage twin-turbo

530d SE	
Equipment in addition/replacement to 525d	Metallic paintwork
	Six-cylinder in-line diesel engine with four-valve technology
	Single turbocharger with variable turbine technology

535i SE	
Equipment in addition/replacement to 530d	Exhaust tailpipes – single, left and right, Chrome
	Six-cylinder in-line petrol engine with high-precision direct injection and VALVETRONIC
	Twin-scroll turbocharger

535d SE	
Equipment in addition/replacement to 530d SE	Door sill finishers, illuminated
	Eight-speed automatic transmission with Steptronic
	Exhaust tailpipes – single, left and right, Chrome
	Two-stage twin-turbo

ActiveHybrid 5**Equipment in addition/replacement to 535i SE**

Air conditioning, automatic with four-zone control
ActiveHybrid 5 designation – C pillar, Door sill finishers (front), Engine cover, Model inscription
Eight-speed automatic transmission with Steptronic
Enhanced Bluetooth telephone functionality with telematics
Full Black panel display
Interior trim, Finesline Anthracite wood
Kidney grille, Chrome with Chrome-fronted and Chrome-sided vertical slats
Lithium-ion battery with ActiveHybrid Power unit designation
Navigation system – BMW Professional Multimedia
Stationary cooling

550i SE**Equipment in addition/replacement to 530d SE**

18" light alloy V-spoke style 328 with run-flat tyres
Air conditioning, automatic with four-zone control
Dark Ash-grain wood, High-gloss
Door sill finishers, illuminated
Eight-speed automatic transmission with Steptronic
Exhaust tailpipes – single, left and right, Chrome, quadrilateral
Kidney grille, Chrome with Chrome-fronted and Chrome-sided vertical slats
Standard seats – front, electric adjustment with driver memory
Twin-turbo
V8 engine with four-valve technology

M Sport models**Equipment in addition/replacement to all SE models**

18" light alloy M Double-spoke style 350M with run-flat tyres
Bumper insert, rear, Dark Chrome
Exhaust tailpipes – Dark Chrome
Exterior trim, High-gloss Shadowline
Headlining, Anthracite
Interior trim, Aluminium Hexagon
M aerodynamic bodystyling
M Sport multi-function leather steering wheel, three-spoke
M Sport suspension (can be deleted)
Sport seats – front, part-electric adjustment

	520i	528i	530i	535i	ActiveHybrid 5	550i	520d	520d EfficientDynamics	525d	530d	535d
--	------	------	------	------	----------------	------	------	------------------------	------	------	------

Weight

Unladen EU¹	kg	1670 [1685]	1685 [1695]	1710 [1730]	1760 [1775]	1925	1905	1695 [1700]	1695	1720 [1725]	1760 [1770]	1800
Max. permissible	kg	2205 [2220]	2220 [2230]	2245 [2265]	2295 [2310]	2400	2430	2230 [2235]	2230	2255 [2260]	2295 [2305]	2335
Permitted load	kg	610	610	610	610	550	610	610	610	610	610	610
Permitted axle load front/rear	kg	1070/1230	1070/1230	1070/1265 [1070/1270]	1100/1275	1140/1350	1195/1310	1060/1275	1060/1275	1100/1230	1100/1290	1100/1310
Permitted roof load	kg	100	100	100	100	100	100	100	100	100	100	100
Permitted trailer load, unbraked²	kg	750	750	750	750	—	750	750	750	750	750	750
Permitted trailer load, braked, max. 12% gradient³	kg	1900 [2000]	2000	2000	2000	—	2000	2000	2000	2000	2000	2000
Permitted trailer load, braked, max. 8% gradient³	kg	1900 [2000]	2000	2000	2000	—	2000	2000	2000	2000	2000	2000
Permitted towbar download	kg	90	90	90	90	—	90	90	90	90	90	90

Engine^{3,4}

Cylinders/valves		4/4	4/4	6/4	6/4	6/4	8/4	4/4	4/4	4/4	6/4	6/4
Capacity	cc	1997	1997	2996	2979	2979	4395	1995	1995	1995	2993	2993
Stroke/bore	mm	90.1/84.0	90.1/84.0	88.0/85.0	89.6/84.0	89.6/84.0	88.3/89.0	90.0/84.0	90.0/84.0	90.0/84.0	90.0/84.0	90.0/84.0
Output/engine speed	kW (hp)	135 (184)	180 (245)	200 (272)	225 (306)	225 (306)	300 (407)	135 (184)	135 (184)	160 (218)	190 (258)	230 (313)
	rpm	5000–6250	5000–6500	6100	5800	5800	5500–6400	4000	4000	4400	4000	4400
Max. torque/engine speed	Nm	270	350	310	400	400	600	380	380	450	540 [560]	630
	rpm	1250–4500	1250–4800	1600–4250	1200–5000	1200–5000	1750–4500	1750–2750	1750–2750	1500–2500	1500–3000	1500–2500
Compression ratio		:1	11.0	10.3	12.0	10.2	10.2	10.0	16.5	16.5	16.5	16.5

Transmission⁵

Standard transmission ratios	III/III:1	3.68/2.06/ 1.31	3.68/2.06/ 1.31	3.50/2.0/ 1.31	4.11/2.32/ 1.54	4.71/3.14/ 2.11	4.71/3.14/ 2.11	4.11/2.25/ 1.40	4.11/2.25/ 1.40	4.11/2.25/ 1.40	5.08/2.80/ 1.78	4.71/3.14/ 2.11	
	I/IV/VI:1	10.0/8.1/ 0.68	10.0/8.1/ 0.68	10.0/8.1/ 0.70	11.81/1.0/ 0.85	1.67/1.29/ 1.0	1.67/1.29/ 1.0	10.0/8.0/ 0.66	10.0/8.0/ 0.66	10.0/8.0/ 0.66	1.26/1.0/ 0.84	1.67/1.29/ 1.0	
	VII/VIII/R:1	—/—3.35	—/—3.35	—/—3.19	—/—3.73	0.84/0.67/ 3.32	0.84/0.67/ 3.32	—/—3.73	—/—3.73	—/—3.73	—/—4.61	0.84/0.67/ 3.32	
Final drive ratio		:1	3.91	3.91	4.10	3.23	2.93	2.81	3.39	3.08	3.46	2.56	2.65

Performance

Top speed	mph km/h	141 [140] 227 [226]	155 250 ⁶	155 250 ⁶	155 250 ⁶	155 250 ⁶	155 250 ⁶	141 [140] 227 [225]	141 231	151 [149] 243 [239]	155 250 ⁶	155 250 ⁶
Acceleration 0–62mph	sec	7.9 [8.0]	6.2 [6.3]	6.5 [6.6]	5.8 [5.9]	5.9	5.0	8.1	8.2	7.0	6.0 [6.1] (6.0)	5.5
Acceleration 40–75mph in 4th gear (with standard transmission)	sec	7.5	6.2	7.0	5.9	—	—	6.9	7.5	5.7	4.9	—

Fuel consumption^{3,4,8}

Urban	mpg	30.7–31.7	30.1–31.0	27.2–27.7	24.8–25.4	45.6–49.6	18.2–18.3	47.9–49.6 (47.1–49.6)	50.4	42.8–45.6	38.2–38.7 (44.1–46.3)	42.2–43.5
	l/100km	8.9–9.2	9.1–9.4	10.2–10.4	11.1–11.4	5.7–6.2	15.4–15.5	5.7–5.9 (5.7–6.0)	5.6	6.2–6.6	7.3–7.4 (6.1–6.4)	6.5–6.7
Extra-urban	mpg	49.6–51.4	48.7–51.4	44.8–46.3	43.5–44.8	38.2–42.2	37.7–37.7	64.2–67.3 (62.8–65.7)	72.4	62.8–65.7	55.4–60.1 (56.5–58.9)	56.5–58.9
	l/100km	5.5–5.7	5.5–5.8	6.1–6.3	6.3–6.5	6.7–7.4	7.5–7.5	4.2–4.4 (4.3–4.5)	3.9	4.3–4.5	4.7–5.1 (4.8–5.0)	4.8–5.0
Combined	mpg	40.4–41.5	39.8–41.5	36.2–37.2	34.0–34.9	40.4–44.1	27.2–27.2	57.6–58.9 (56.5–58.9)	62.8	53.3–56.5	47.9–49.6 (51.4–53.3)	50.4–52.3
	l/100km	6.8–7.0	6.8–7.1	7.6–7.8	8.1–8.3	6.4–7.0	10.4–10.4	4.8–4.9 (4.8–5.0)	4.5	5.0–5.3	5.7–5.9 (5.3–5.5)	5.4–5.6
CO ₂ emissions	g/km	157–163	159–165	177–182	188–194	149–163	242–243	125–130 (127–133)	119	132–138	149–155 (139–145)	142–148
Tank capacity, approx.	l	70	70	70	70	67	70	70	70	70	70	70

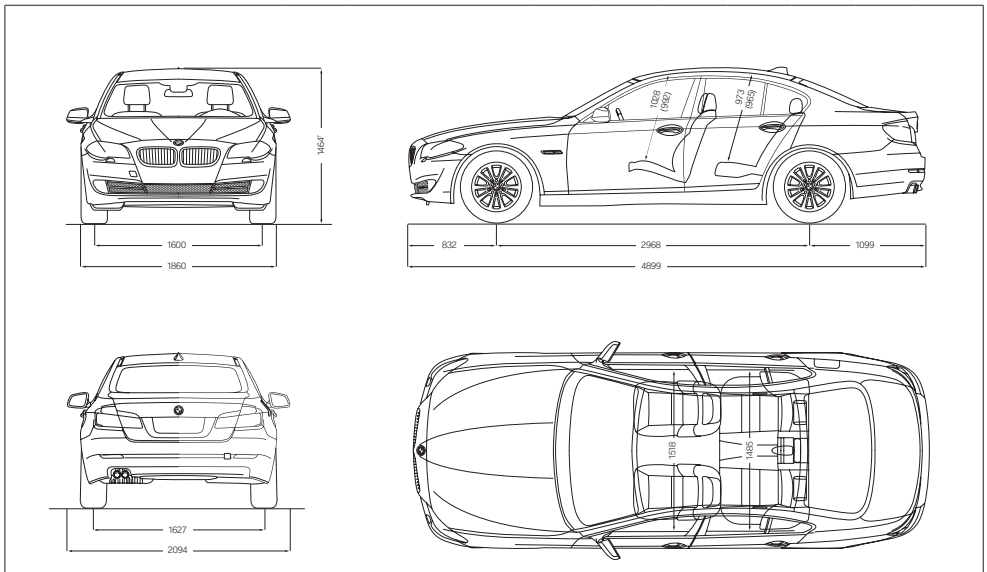
520i	528i	530i	535i	ActiveHybrid 5	550i	520d	520d EfficientDynamics	525d	530d	535d
------	------	------	------	----------------	------	------	------------------------	------	------	------

Wheels

Tyre dimensions	225/55 R17	225/55 R17	225/55 R17	225/55 R17	225/55 R17	245/45 R18	225/55 R17	225/55 R17	225/55 R17	225/55 R17	225/55 R17
Wheel dimensions	8J x 17	8J x 17	8J x 17	8J x 17	8J x 17	8J x 18	8J x 17	8J x 17	8J x 17	8J x 17	8J x 17
Material	light alloy	light alloy	light alloy	light alloy	light alloy	light alloy	light alloy	light alloy	light alloy	light alloy	light alloy

Electrical system

Battery capacity	Ah	90	90	90	80 [90]	90	90	90	80	90	90	90
Alternator output	A	170	170	210	210	200	220	180	180	180	180	220
	W	2380	2380	2940	2940	2800	3080	2520	2520	2520	2520	3080



All dimensions in the technical drawings are given in millimetres. Luggage compartment volume 520 litres. Values in () are for vehicles with an optional glass sunroof.

- ¹ The figure quoted includes a 90% tank filling, 68kg for the driver and 7kg for luggage. Unladen weight applies to vehicles with standard equipment. Optional equipment may increase this figure.
- ² The overall weight of the trailer may not exceed the maximum permissible trailer load plus the maximum permissible towbar download.
- ³ BMW recommends the use of RON 95 super unleaded petrol. Unleaded RON 91 and higher with a maximum ethanol content of 10% (E10) may also be used. Output and consumption figures apply to RON 98 fuel.
- ⁴ All engines comply with the EU5 emissions standard. Fuel consumption is determined in accordance with the ECE driving cycle (93/116/EC) made up of approximately one-third urban traffic and two-thirds extra-urban driving (based on the distance covered). CO₂

emissions are measured in addition to fuel consumption. Fuel consumption is determined for vehicles with standard equipment. Optional equipment (such as wider tyres) may have a significant impact on fuel consumption. Fuel consumption and CO₂ emissions figures generally depend on the selected wheel/tyre size. For further information see the price list.

⁵ 528i, 535i, 525d and 530d values are for standard six-speed manual transmission.

⁶ Electronically limited.

⁷ Height with roof aerial is 1,475mm.

⁸ Values in () apply to BMW Diesel engines with BluePerformance.

Values in [] apply to vehicles with eight-speed automatic transmission Steptronic (standard on 535i and 550i).

Condition Based Service. A key feature in most BMW models, Condition Based Service (CBS) signals an innovative leap forward in BMW Service diagnostic technology. The way it works is simple. CBS uses sensors to constantly monitor the areas of your BMW that are subjected to wear and tear. Based on the results of the data, CBS decides the extent to which servicing is necessary. This information is then stored in your vehicle's key. Using a KeyReader, BMW Service staff can download information to provide an accurate analysis of your vehicle. This means your BMW goes for a service only when it needs to, saving you an immeasurable amount of both time and money.

Service Intelligence. BMW Approved Technicians are experts in the use of diagnostic equipment, which quickly identifies if and why the vehicle is running at anything less than peak efficiency. This leads to rapid identification and rectification.

Service Assurance. For additional peace of mind, take comfort in the fact that every new BMW is covered by a three-year warranty³ that includes BMW Emergency Service throughout Europe. For more information on BMW Service, please contact your local BMW Dealer, BMW Service Authorised Workshop or visit www.bmw.co.uk/service or www.bmw.ie

TAILORED FOR YOUR VEHICLE. BMW SERVICE.



BMW Service Inclusive. Wouldn't it be good to know all your servicing costs in advance? Well, that's exactly what BMW Service Inclusive¹ provides and for a low one-off payment.

BMW Service Inclusive¹ lasts for 5 years or 60,000 miles (whichever occurs first) and covers all your vehicle's servicing requirements. Alternatively you can choose BMW Service Inclusive¹ Plus, which in addition to servicing also covers maintenance items such as brake pads, brake discs and windscreen wipers. And whenever servicing and maintenance work is carried out on your BMW, you can be sure that it will only be done by fully qualified BMW Service Approved Technicians at one of over 150 BMW Service Authorised Workshops around the country. Furthermore, only Genuine BMW Parts are used – each covered by a two year warranty.

BMW Service Inclusive and Service Inclusive Plus are transferable to subsequent owners within the time and mileage period, which can enhance the resale value of your car.²

¹ Service Inclusive and Service Inclusive Plus are available as cost options. Terms and conditions apply, for full details speak to your dealer or visit

www.bmw.co.uk/serviceinclusive

² For further information, please contact your local BMW Dealer.

³ Every new BMW registered within the Republic of Ireland is covered by a two-year manufacturer's warranty – for details, please contact your local BMW Dealer.



BMW Assist. BMW Assist provides telematic and online services that are fully integrated with the BMW navigation and Bluetooth telephone systems to offer enhanced services. This provides you and your passengers access to key information from within the vehicle, helping you keep safe and in touch. In the event of an emergency, a 999 SOS call can be triggered manually or in extreme situations automatically. Details of your vehicle and location will be sent directly to a 999 SOS Emergency Service centre so help can be sent without delay. A similar function is also available to connect you to a BMW Service Centre should you require roadside assistance. If you have locked your keys in your car, or cannot recall if you have locked your car, with Remote Services the BMW Service Centre can lock or unlock your vehicle remotely.

Information-based services are also included, you can make an Information Plus call to request addresses and telephone numbers are transferred to your vehicle. There is also the facility to send addresses and telephone numbers directly to your vehicle yourself with Google Maps. Using the in-car portal on your vehicle's Control Display you can check the latest news and weather, or access the Google Local Search from where you can look-up business addresses in the car yourself. The Routes service provides a route planning facility from the comfort of home, or access to download a variety of predefined BMW Routes across Europe.

BMW Assist services are free of charge for three years on all new BMW 5 Series. Services require a connection to a UK mobile network. Services are not available in the Republic of Ireland, Isle of Man and the Channel Islands. Some services are available in other European countries. Terms and conditions apply.

SHAPING THE FUTURE – RESPONSIBLY.

The BMW Group has been ranked the most sustainable automotive company worldwide in the Dow Jones Sustainability Index for the sixth time in a row. Sustainability is an integral part of our value chain: from the development of efficiency and alternative vehicle concepts to environmentally-friendly production processes and recycling. Our research and development philosophy BMW EfficientDynamics delivers tangible benefits to customers, our climate and the environment. This is reflected in the reduction of CO₂ emissions by around 30% since 1995 within our European fleet of new cars.



EXPERIENCE MORE WITH BMW.



BMW Emergency Service. BMW Emergency Service is the only roadside and assistance programme designed specifically for BMW vehicles offering an exceptional range of benefits and services. It is available 24 hours a day, 7 days a week and utilises a dedicated fleet of BMW Approved Technicians, equipped with Genuine Parts and tools, ensuring that you and your vehicle receive the best possible care in the event of any motoring emergency. This tailor-made programme has been specifically designed to meet the needs of BMW drivers travelling in the UK, Republic of Ireland and Continental Europe giving complete reassurance and peace of mind. Every new BMW is covered for three years.



BMW Financial Services. Chances are you've already decided on the BMW you want to drive. Now discover the perfect finance solution to get you behind the wheel. BMW Financial Services offers a range of tailor-made finance and insurance packages designed to suit you and your budget. And if you opt for insurance from BMW Financial Services, you'll be prepared for all eventualities. For more information, contact your local BMW Dealer. Alternatively visit www.bmwfs.co.uk or call us on 0870 5050 150.

Our comprehensive range of finance and insurance products includes:

- BMW Select (Personal Contract Purchase)
- BMW Hire Purchase
- BMW Contract Hire
- BMW Leasing
- BMW Car Insurance
- BMW Income Protection
- BMW Shortfall



BMW Magazine. Every new BMW customer receives a complimentary subscription to BMW Magazine. This publication features all the latest news and developments from BMW, together with a variety of driving and lifestyle features.

BMW News. To ensure you're one of the first to hear the latest BMW news and developments, BMW UK offer an email programme. Sign-up at www.bmw.co.uk/newsletter



BMW World, an iconic building in the Munich skyline. The BMW World is a true brand experience where it's possible to marvel at the historic BMWs in the museum, learn about our engineers' newest innovations and take a tour of the plant to experience with your own eyes the cutting-edge and exacting methods used to create a BMW.

Because vehicle manufacturing requires a lot of water, we have developed intelligent circulation systems for our plants to recycle it as often as possible. We have already achieved our goal of zero waste water production at our engine plant in Steyr where, in 2008, 733,500 engines were manufactured without any waste water.

Sustainability is a key concern for the BMW Group. This is why we rely primarily on environmentally friendly means of transportation such as rail and ships. For instance, we cover approximately 15.8 billion tonne-kilometres annually transporting materials and new vehicles and 79%

of the entire volume is conveyed by sea. This eases the burden on roads and the environment. The BMW Group is always looking to the future, so your BMW is part of an extensive recycling concept where every vehicle can be recycled easily and economically. To hand back your end-of-life vehicle, please contact your BMW Dealer. Further information is available at:

www.bmw.com/recycling
www.bmw.co.uk/EfficientDynamics

More about BMW



The Ultimate Driving Machine

www.bmw.co.uk
www.bmw.ie



The models, equipment and possible vehicle configurations (standard and optional equipment) illustrated in this Brochure reflect the specifications of vehicles supplied by BMW AG to the German market. In other EU member states, individual models' equipment content and possible configurations of standard and optional equipment may vary. For precise information on the various country-specific versions available, please contact your local BMW Dealer. Subject to change in design and equipment. Part number 94 23 2 121 000. © BMW AG, Munich/Germany. Not to be reproduced wholly or in part without written permission of BMW AG, Munich.

BMW recommends **EDGE**