

# RANGE ROVER EVOQUE



ABOVE & BEYOND





BY APPOINTMENT TO  
HM THE QUEEN  
MANUFACTURERS OF  
MOTOR VEHICLES  
JAGUAR LAND ROVER LIMITED  
COVENTRY



BY APPOINTMENT TO  
HRH THE DUKE OF EDINBURGH  
MANUFACTURERS OF  
MOTOR VEHICLES  
JAGUAR LAND ROVER LIMITED  
COVENTRY




BY APPOINTMENT TO  
HRH THE PRINCE OF WALES  
MANUFACTURERS OF  
MOTOR VEHICLES  
JAGUAR LAND ROVER LIMITED  
COVENTRY



**ABOVE & BEYOND**

Ever since the first Land Rover vehicle was conceived in 1947, we have built vehicles that challenge what is possible. These in turn have challenged their owners to explore new territories and conquer difficult terrains. Our vehicles epitomise the values of the designers and engineers who have created them. Each one instilled with iconic British design cues, delivering capability with composure. Which is how we continue to break new ground, defy conventions and encourage each other to go further. Land Rover truly enables you to make more of your world, to go above and beyond.





THE EVOQUE MARKS A BOLD EVOLUTION OF RANGE ROVER DESIGN. WITH ITS DRAMATIC RISING BELTLINE, A MUSCULAR SHOULDER RUNNING THE LENGTH OF THE CAR, AND A DISTINCTIVE TAPER TO THE FLOATING ROOFLINE, THE RANGE ROVER EVOQUE ADOPTS A VERY DYNAMIC PROFILE WITH A POWERFUL AND ATHLETIC STANCE.

Gerry McGovern.  
Land Rover Design Director and Chief Creative Officer.



Scan to view the Range Rover Evoque in action.

Vehicles shown are from the Land Rover global range. Specifications, options and availability will vary between markets and should be verified with your nearest Land Rover Retailer. Vehicle shown right is HSE Dynamic Five-door in Yulong White.





## CONTENTS

### DESIGN

Exterior	6
Convertible Exterior	9
Coupé, Five-door and Convertible	11
Interior	13
Loadspace Capacity	14
Convertible Roof	16

### DRIVING TECHNOLOGY

Testing	18
Terrain Response	21
All Terrain Progress Control	22
Hill Descent Control	25
Wade Sensing	25
Adaptive Dynamics	27
Torque Vectoring	27
Active Driveline	27

### DRIVER ASSISTANCE

Driving Aids	29
Parking Aids	31
Towing Aids	33

### CONNECTIVITY.

### ENTERTAINMENT. COMFORT

Land Rover InControl	34
Meridian™ Sound Systems	38
Comfort For All	40

### ENGINES

9-speed Automatic Transmission	43
Ingenium Diesel Engine	44
E-capability	45
2.0 litre Si4 Petrol Engine	46

### BODY AND CHASSIS

Strength and Stability	48
------------------------	----

### SAFETY

5* Euro NCAP Rating	50
---------------------	----

### ENVIRONMENTAL

Sustainability	52
----------------	----

### SPECIFICATIONS

Choose Your Engine	57
Choose Your Model and Options	58
Choose Your Colour	80
Choose Your Wheels	84
Choose Your Interior	86
Choose Your Accessories	94

### TECHNICAL DETAILS

100

### A WORLD OF LAND ROVER

104

## DESIGN

# EXTERIOR

With its striking lines, muscular shoulder and tapered roof, Range Rover Evoque sets itself apart from its contemporaries.

Whether discovering hidden parts of town or being seen in all the right places, it's always ready for action. Striking the perfect balance between distinctive exterior design, a contoured cabin, capability and performance, the vehicle defines contemporary city life.

Optional adaptive full LED headlights complement the vehicle's design cues by combining a distinctive look with enhanced light output for better visibility and safety at night. The headlights' adaptive function enables light beams to be automatically aligned with steering inputs and follow curves in the road.

The Daytime Running Lights (DRLs) have a distinctive signature which also serves as the directional indicator where it flashes amber.



Vehicle shown right is HSE Dynamic Five-door in Yulong White.









## CONVERTIBLE EXTERIOR

Range Rover Evoque has defined the compact SUV with its design cues that have become synonymous with design and contemporary living. Now the vehicle is going even further. New Range Rover Evoque Convertible, the world's first premium compact Convertible SUV, sets new standards in design, capability and sheer driving pleasure.



Vehicle shown left and above is HSE Dynamic Convertible with Black Design Pack in Phoenix Orange.



Vehicle shown above is HSE Dynamic Coupé in Firenze Red with optional 20" 5 split-spoke 'Style 508' alloy wheels.

Vehicle shown above is HSE Dynamic Five-door in Yulong White with optional 20" 5 split-spoke 'Style 508' alloy wheels.

## COUPÉ, FIVE-DOOR AND CONVERTIBLE

The Range Rover Evoque is available in Coupé, Five-door and Convertible body styles. The Coupé and Five-door feature up to a five model line-up including SE, SE Tech, HSE Dynamic, HSE Dynamic Lux and Autobiography. The Convertible is available in HSE Dynamic and HSE Dynamic Lux models with a Z-folding Convertible Roof System in Ebony fabric.

With its sleek lines, Range Rover Evoque Coupé delivers a bold interpretation of contemporary British design. Its athletic profile, uncompromising contours and striking touches are guaranteed to turn heads. Inside, the cabin provides a modern, well-appointed space that guarantees travelling in style.

The Five-door model ensures practicality whilst retaining the instantly recognisable design cues of the Range Rover Evoque. The floating roof, rising beltline and athletic form truly reflect life in the city today. The interior space is both thoughtfully planned and superbly finished. Whether taking family or friends around town or heading off to some quiet spot in the countryside for lunch, the vehicle's comfortable seating ensures that all arrive feeling relaxed and ready to go.

Range Rover Evoque Convertible takes the vehicle's inherent capability and superb looks to another level. Its distinctive lines exude confidence, individuality and poise while the spacious interior enables four passengers to travel in comfort.



Vehicle shown above is HSE Dynamic Convertible in Phoenix Orange with optional Black Design Pack.





## INTERIOR

The desirability of the exterior design continues inside. The Range Rover DNA is communicated throughout the interior by the superb detailing, strong lines and clean surfaces combined seamlessly with contemporary finishers.

A range of individual features provide added appeal to the clean, architectural shapes of the vehicle's interior. The seats incorporate the latest technologies such as climate control options in the front seats to ensure a truly relaxed and comfortable ride. Details include the use of premium materials such as Oxford leather, twin-needle stitching and deeply padded door inserts. Oxford leather seats come as standard on HSE Dynamic, HSE Dynamic Lux and Autobiography models.

The new 10" Touchscreen is a superb addition to the interior, becoming the centrepiece of the fascia. With a 21:9 wide format and 80 percent more pixels than the standard 8" Touchscreen, the feature is available on SE and SE Tech and comes as standard on the HSE Dynamic, HSE Dynamic Lux, Autobiography and both Convertible models.

## LOADSPACE CAPACITY

The loadspace in Range Rover Evoque is a functional and yet stylishly appointed space. All models contain ample luggage room for the perfect weekend getaway or that last minute shopping trip. The Coupé and Five-door body styles offer flexible seating which can be easily configured with the rear 60:40 split seating arrangement, or for maximum loadspace, the rear seats can be folded down to fit around you and your trip. When the rear seats are upright this delivers a healthy loadspace of 550 litres for the Coupé or 575 litres on the Five-door.

The Convertible tailgate has been delivered to allow easy access to the loadspace and even has an optional ski hatch which also doubles as an armrest. The loadspace capacity, 251 litres, remains unchanged regardless of the roof position and is able to accommodate a standard golf bag, or a baby buggy.







## CONVERTIBLE ROOF

The vehicle utilises a fabric Z-Folding Convertible Roof System. It is electrically operated, with opening and closing being easily controlled via a switch mounted in the centre console; an action that can be completed whilst the vehicle is travelling up to 30mph. The Ebony roof complements the complete colour palette. The roof has an acoustic inner lining to reduce road noise and also to provide insulation to the cabin.

The wind deflector improves front seat comfort with the Convertible roof down by reducing drafts from the rear of the cabin. It is available as both an option and accessory.

Vehicle shown is HSE Dynamic Convertible with Black Design Pack in Phoenix Orange.





## DRIVING TECHNOLOGY

# TESTING

Before any vehicle can carry the Land Rover badge, it must complete a series of rigorous tests to establish the very highest levels of luxury, performance and capability.



### SUSPENSION

You're unlikely to push any Land Rover harder than we have. To guarantee an unrivalled breadth of dynamic capability, both on and off-road, the vehicles have been exposed to ten years of the most extreme driving pressures in a fraction of the time using our state-of-the-art test rig.



### WIND SPEED

In our climate chambers we can recreate some of the most challenging wind conditions Range Rover Evoque will face. Not just 112mph crosswinds, but high ambient temperatures and low airflow situations. Only by pushing all systems to their limits do we develop true reliability.



### HOT AND COLD CLIMATE

In real world environments and our climate chambers, we freeze vehicles to  $-40^{\circ}\text{C}$  and bake them to  $50^{\circ}\text{C}$ . Key functions and systems are then scrutinised to our exacting standards. So even in the most remote locations, comfort and peace of mind are never far away.



### OFF-ROAD

From the icy proving grounds of Arjeplog, Sweden, to Dubai's unforgiving desert sands, we ensure our legendary all-terrain performance is innate in every vehicle. Prototypes are developed across approximately 5,282 miles of the most demanding off-road routes.



### SEMI-ANECHOIC CHAMBER

In the 'neutral sound' of our semi-anechoic chamber we precisely expose the cabin to a range of frequencies and vibrations, making certain that Range Rover Evoque sounds refined at every speed and across every surface.



### MONSOON

Using our monsoon simulator, we drench our vehicles with some 85,000 litres of specially dyed water, while tilting it by as much as  $45^{\circ}$ , checking for even the slightest leak with UV lights. Ensuring each vehicle can enter and exit a body of water without a single droplet entering the cabin.







## TERRAIN RESPONSE

Land Rover has always been synonymous with capability and Range Rover Evoque lives up to even the most demanding expectations. Confident and responsive, the drive is further enhanced by a generous wheel articulation and innovative off-road technologies such as Terrain Response.

This feature is standard with all TD4 and Si4 engines and adapts to the responses of the vehicle's engine, transmission, differentials and chassis systems to maximise driveability, comfort and traction.

There are four standard Terrain Response settings: General Driving, Grass/Gravel/Snow, Mud & Ruts and Sand. So, the vehicle feels sure-footed no matter what the terrain or weather conditions.

An optional fifth setting, **Adaptive Dynamics** is available on Coupé and Five-door body styles. This mode tunes the suspension to deliver even tighter body control with flatter handling and sharper responses.



Vehicle shown left is HSE Dynamic Convertible in Phoenix Orange with Black Design Pack.  
Vehicle shown above is HSE Five-door in Firenze Red.

# ALL TERRAIN PROGRESS CONTROL

All Terrain Progress Control (ATPC) is a state-of-the-art new system that enables drivers to set and maintain a steady speed in challenging conditions. The system comes as standard on Autobiography models, all Si4 engines and optional on TD4 180hp engines with automatic transmission.

Operating like a cruise control system, it functions at very low speeds between 1mph and 18mph, helping the driver to maintain full concentration on steering and finding a path through obstacles.

In addition, the system enables the vehicle to pull away smoothly and easily, even on tricky low-friction surfaces like ice, snow or wet grass.

Developed by Land Rover's industry-leading all-terrain specialists, it works seamlessly alongside the standard Terrain Response, 4 Wheel Drive (4WD) traction and braking systems.

Once ATPC is activated, the standard steering wheel +/- cruise control buttons are used to set the speed. Brake and accelerator pedals can still override the chosen settings.



Vehicle shown is HSE Dynamic Coupé in Firenze Red.









## HILL DESCENT CONTROL

Land Rover's patented Hill Descent Control (HDC) is a standard feature on all 4 Wheel Drive (4WD) vehicles. It assists the driver with controlled descents of difficult slopes by maintaining a constant speed and applying braking separately to each wheel.

**Hill Start Assist** ensures the vehicle doesn't roll backwards as it pulls away on an incline.

The vehicle also utilises **Gradient Release Control (GRC)** which is designed to prevent the vehicle accelerating too quickly on a steep incline when the driver releases the brake.

## WADE SENSING

With a wading depth of up to 500mm, whether crossing streams, fords or flooded areas, the optional Wade Sensing feature can prove invaluable.

Unique to Land Rover, sensors located in the door mirrors give the driver pictorial real-time information about the water's depth in relation to the vehicle, as well as maximum wading capability via the Touchscreen.





## ADAPTIVE DYNAMICS

Optional Adaptive Dynamics with advanced MagneRide™ monitors vehicle movements at least 1,000 times per second, reacting to driver or road inputs instantaneously to give greater control and minimise body lean, providing a balanced, flat ride. Available on Coupé and Five-door HSE Dynamic, HSE Dynamic Lux and Autobiography models, the system will even sense off-road conditions and optimise the advanced MagneRide™ damper settings accordingly, delivering the perfect balance of agile handling and a supple, controlled ride.

- 1 UNADJUSTED LATERAL BODY LEAN
- 2 CORRECTED LATERAL BODY LEAN


## TORQUE VECTORING

When cornering, the vehicle's agility and stability are enhanced by the Torque Vectoring by Braking system. This feature comes as standard on all 4 Wheel Drive (4WD) vehicles. Monitoring the vehicle, the system constantly balances the distribution of torque between all the wheels to improve grip and steering whether on or off-road.

- A UNDERSTEER DETECTED
- B FULL TORQUE TO OUTER WHEELS
- C BRAKING FORCE TO INNER WHEELS
- D LINE CORRECTED

## ACTIVE DRIVELINE

Optional on TD4 180hp and standard on Si4 engines, Active Driveline delivers benefits in both on and off-road situations. In many on-road driving conditions, the system is able to disconnect drive to the rear of the vehicle, providing maximum 2 Wheel Drive (2WD) fuel economy. A sophisticated control strategy continuously monitors key vehicle and environmental parameters.



If the requirements for 4WD are met, the system seamlessly and imperceptibly reconnects drive to the rear of the vehicle within 300 milliseconds. When off-road driving, torque to each rear wheel can be varied according to the available grip. A dedicated display on the Touchscreen relays detailed information, so you always feel in control.

- 3 2 WHEEL DRIVE (2WD)
- 4 4 WHEEL DRIVE (4WD) ACTIVATED

MagneRide™ is a registered trademark of BWI Company Limited S.A.  
Vehicle shown is a HSE Dynamic Five-door in Yulong White with optional fixed panoramic roof.

DRIVER ASSISTANCE

## DRIVING AIDS





## COMMAND DRIVING POSITION

The Command Driving Position in Range Rover Evoque ensures a greater view of the road ahead so all terrains can be tackled with confidence.

## HEAD-UP DISPLAY\*

Head-up Display is a technology option, available as part of the Convenience Pack, that presents key vehicle data such as vehicle speed, gear position and navigation directions\*\* on the windscreen, without the need for the driver to take their eyes off the road.

This innovative laser system is more robust against issues such as 'washout' – the effect that the glare from sunlight has on inferior LED-based systems. The feature can be turned on and off dependent upon driver preference.

## TRAFFIC SIGN RECOGNITION

Traffic Sign Recognition keeps you fully informed by displaying particular traffic signs in the instrument cluster where they can easily be seen, and as part of **Head-up Display** when fitted. The optional system detects speed limit signs (including variable overhead speed signs) and traffic signs with extra information, such as reduced speeds for wet roads.



\* Image shown displays Head-up Display when optional navigation and Traffic Sign Recognition is selected

\*\*Requires InControl Touch or InControl Touch Pro Navigation.

Vehicle shown left is HSE Dynamic Five-door in Yulong White with optional 20" 5 split-spoke 'Style 508' alloy wheels.

# DRIVING AIDS

Range Rover Evoque has a wealth of driving aids on hand to give you and your passengers an even more sure-footed drive. Featuring the most innovative thinking, engineering and technologies, these features will help you manage most traffic, motorway, road and even night-time driving situations with ease.



## LANE KEEP ASSIST WITH AUTONOMOUS EMERGENCY BRAKING AND DRIVER CONDITION MONITOR

Lane Keep Assist detects when your vehicle is unintentionally drifting out of your lane, and gently steers you back. Driver Condition Monitor detects if you're starting to feel drowsy and gives you an early warning when you need to take a break. If a potential collision is detected, the Autonomous Emergency Braking system displays a forward collision warning, giving you time to take action. If a collision is still anticipated and you have taken no action, this system will apply the brakes to help reduce the severity of the possible impact.



## ADAPTIVE CRUISE CONTROL WITH QUEUE ASSIST

When you're cruising on the motorway or travelling in slow-moving traffic, this system will keep your vehicle a safe distance from the one in front should it slow or stop. When the vehicle speeds up again, so does Range Rover Evoque.



## ADAPTIVE LED HEADLIGHTS WITH LED SIGNATURE

Full LED headlights deliver an enhanced light output for better visibility and safety at night. Light beams automatically align with steering inputs and follow curves in the road.



## BLIND SPOT MONITOR WITH REVERSE TRAFFIC DETECTION

Blind Spot Monitor alerts you to vehicles in, or quickly approaching, your blind spot through a small warning light in the corresponding door mirror. Reverse Traffic Detection warns you of hazards approaching from either side of your vehicle, through both audible and visual warnings so you know what's behind you even when the view is obstructed.

# PARKING AIDS

Parking your vehicle in a busy town or city has never been a particularly simple and straightforward manoeuvre, which is why Range Rover Evoque features aids to help you reverse and park with the greatest of confidence, even when you're negotiating the tightest of spaces.



## FULL PARK ASSIST – PARALLEL PARK, PARKING EXIT AND PERPENDICULAR PARK

Our Full Park Assist system makes parallel and perpendicular parking easier than ever by steering your vehicle into a suitable space. You just have to select the appropriate gear and control the vehicle's speed with the brake and accelerator pedals. Full Park Assist will also steer you out of a space, taking all of the stress out of parking. Graphics and notifications guide you through the manoeuvres.



## SURROUND CAMERA SYSTEM

Giving a 360° exterior view via the Touchscreen, this helps with various manoeuvres from parking by a kerb, to getting in and out of tight spaces and junctions.



## 360° PARKING AID

When manoeuvring in tight spaces and reverse is selected, sensors located around the vehicle are automatically triggered. As you park, the Touchscreen displays an overhead view of the vehicle and audible feedback indicates how close you are to obstacles.







## TOWING AIDS

With a towing capacity of up to 2,000kg on Coupé and Five-door and 1,500kg on Convertible, by incorporating tailored technologies, Range Rover Evoque can handle the most demanding of tasks.

### REAR VIEW CAMERA

Providing improved visibility when reversing, the optional Rear View Camera is a valuable parking aid and offers help when hitching a trailer.

**Tow Hitch Assist** makes coupling a trailer to the vehicle much easier by helping you visualise the hitching process; it displays the predicted path of the vehicle towards the tow bar on the Touchscreen. Standard with Rear View Camera.

### SURROUND CAMERA SYSTEM

As part of the Surround Camera System, the Tow Assist feature helps with reversing by predicting the trailer's direction. You can even input your trailer's width for precise guidelines displayed on the Touchscreen.

### TRAILER STABILITY ASSIST

Trailer Stability Assist monitors the vehicle to detect movements in the trailer and then uses selective braking to help correct potentially hazardous situations.

CONNECTIVITY. ENTERTAINMENT. COMFORT

## LAND ROVER INCONTROL



InControl is our suite of advanced technologies that links both you and your Range Rover Evoque to the wider world. Choose from two InControl infotainment systems: InControl Touch or new InControl Touch Pro which can be further enhanced by adding their respective connectivity packages; InControl Connect and InControl Connect Pro.

# INCONTROL TOUCH



## INCONTROL TOUCH

The InControl Touch multimedia system is Range Rover Evoque's hub for connectivity, control and entertainment. The key features are:



- 8" Touchscreen
- InControl Protect consists of SOS Emergency Call, Land Rover Optimised Assistance and Remote Essentials smartphone app
- Land Rover Sound System with 8 speakers
- Digital Audio Broadcast (DAB) Radio.

### OPTIONAL

- InControl Touch Navigation including Voice Recognition.



## INCONTROL CONNECT

Optional InControl Connect is a bundle of technologies and applications that takes your vehicle's connectivity to the next level including:

- InControl Apps features a range of Land Rover approved apps that can be connected to Range Rover Evoque from your smartphone, to enhance aspects of your in-car experience
- InControl Remote Premium is a multi-function app that allows you to monitor and interact with your vehicle remotely, making life easier and more connected
- Wi-Fi Hotspot.



## INCONTROL SECURE

Optional InControl Secure provides stolen vehicle tracking by detecting any unauthorised movement of your vehicle.

\*Not available on Convertible \*\*Only available on Convertible.  
Features and their availability may differ by vehicle specification.  
Please see pages 64-79, or contact your nearest Land Rover Retailer, for more information.  
Vehicle shown left is Autobiography Five-door in Firenze Red.

# INCONTROL TOUCH PRO



## INCONTROL TOUCH PRO

InControl Touch Pro's next-generation hardware and software advances Range Rover Evoque's connectivity and entertainment to the very best level. Some key aspects of InControl Touch Pro are:



- 10" Touchscreen
- InControl Protect
- Meridian™ Sound System 380W with 10 speakers plus subwoofer
- Voice Recognition\*
- Digital Audio Broadcast (DAB) Radio
- CD/DVD player
- InControl Touch Pro Navigation.

### OPTIONAL

- Meridian™ Surround Sound System 660W with 12 speakers plus subwoofer\*\*
- Meridian™ Surround Sound System 825W with 16 speakers plus subwoofer\*.



## INCONTROL CONNECT PRO

When you select InControl Touch Pro, you have the option of adding InControl Connect Pro's services, technologies and applications to give you the very highest in connectivity and convenience. Features include:

- InControl Apps
- InControl Remote Premium
- InControl Pro Services include Wi-Fi Hotspot, Route Planner App, Share ETA, Live Services, Commute Mode, Arrival Mode and Arrival Mode Parking.




## INCONTROL SECURE

Optional InControl Secure provides stolen vehicle tracking by detecting any unauthorised movement of your vehicle.

# 10 WAYS TO GET YOUR LIFE INCONTROL

Find a parking space, stream your favourite music and even track a stolen vehicle. Find out how InControl will make your life easier.

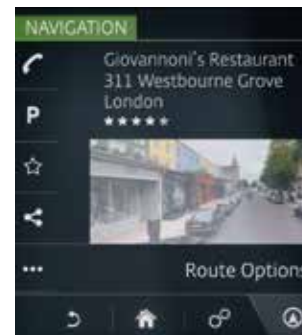


## PLANNING ROUTES

Before setting off, use the **Route Planner App** or online portal to search, save locations or set your destination. The app uses the Cloud to send your destination automatically to your vehicle's navigation screen.

## STAYING CONNECTED

For automatic vehicles, before you get into your vehicle, set your ideal cabin temperature with the **Remote Premium** app on smartphones and now the Apple Watch. On the road, the in-car **Wi-Fi Hotspot** provides a stable Internet connection and lets you connect up to eight devices.



## STAYING FOCUSED

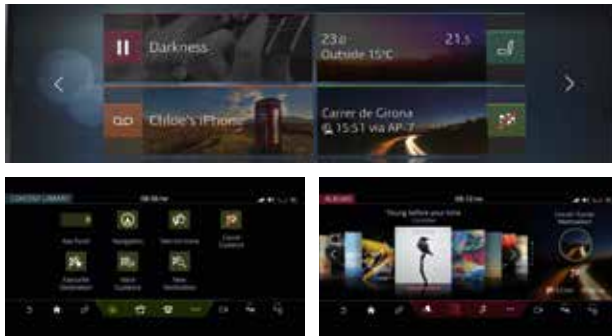
Our all-new InControl Touch Pro **Voice Recognition\*** system understands normal spoken instructions. So you can concentrate on the road ahead without any distractions.

## FINDING PARKING

When you near your destination, **InControl Touch Pro Navigation** will suggest nearby parking from a database including space availability. With just one click, the car park is added and your route is updated. **Arrival Mode Parking** shows a 360° street level image to help you identify your destination.

\*Not available on Convertible.

Certain features require a Micro SIM with a suitable data contract which will require further subscription after the initial term advised by your Retailer. Apple Watch is a registered trademark of Apple Inc., registered in the US and other countries. InControl apps will need to be downloaded from the Apple/Android Store, please contact your nearest Land Rover Retailer for further information.



### MOVING FASTER

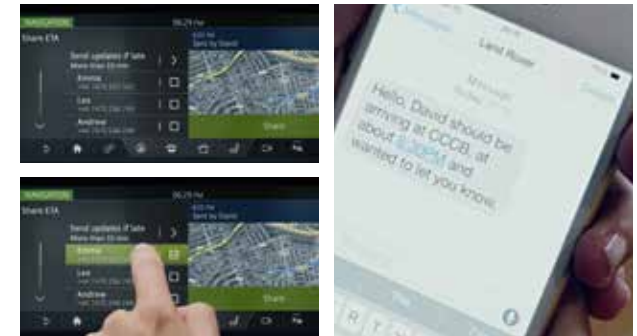
InControl Touch Pro brings you more processing power, thanks to a quad core processor plus an integrated Ethernet network.

Customisable homescreens let you arrange the screen, as you like, with up to four personalised homescreens and over 60 shortcuts.



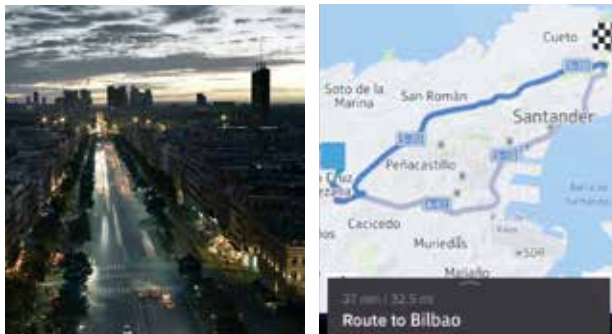
### INTELLIGENT ROUTING

Commute Mode allows the system to learn your commutes and automatically advises you of the expected journey time based on live and historical traffic movements without having to input a destination. The system learns the routes you take for a given destination and then advises which of those is the quickest.



### SHARING PROGRESS

Share your estimated time of arrival so your selected contact(s) will know exactly when you will arrive, as calculated by the navigation guidance system. If you're running late, Share ETA can then send automatic updates via text or email, without any further action from you.



### DOOR-TO-DOOR

Once you've parked, the Route Planner App will guide you to your destination – a true door-to-door experience which includes public transport options. The Remote Premium app also lets you check your vehicle to make sure you've locked and secured all doors and windows.



### YOUR VEHICLE CAN BE TRACKED IF STOLEN

With InControl Secure, if your vehicle is broken into, a silent alarm is triggered alerting the relevant authorities. Your vehicle can then be tracked until it is recovered.



### HELP IS ALWAYS AT HAND

With InControl Protect the emergency services will be automatically notified if you're in an accident, or you can call them manually via an in-car button. You can also summon a Land Rover Optimised Assistance operator should you need technical assistance.



## MERIDIAN™ SOUND SYSTEMS

Land Rover has partnered with Meridian, a world leader in high-performance audio technologies and digital sound processing, to develop advanced audio systems for Range Rover Evoque.

Dynamic Volume Control technology has been integrated on all systems, to ensure that any unwanted noise detected in the cabin will be smoothly and automatically balanced out.


The 380W Meridian Digital Sound System features 10 speakers and a dual channel subwoofer, delivering exceptional definition, crystal clear highs and full, deep bass through the careful arrangement of speakers. This is optional on SE and SE Tech models whilst being standard on HSE Dynamic models.

Range Rover Evoque also offers an optional upgrade, the Meridian Digital Surround Sound System, which produces 660W through 12 speakers and a dual channel subwoofer on the Convertible, and 825W through 16 speakers and a dual channel subwoofer on the Coupé and Five-door (standard on HSE Dynamic Lux and Autobiography).

These systems also include Meridian Trifield technology. This technology delivers the very best in world-class audio reproduction, bringing you closer to the original performance regardless of your position in the vehicle; everyone will feel and hear pure musical enjoyment.

Meridian is a registered trademark of Meridian Audio Ltd.  
Trifield and the "three fields" device is a trademark of Trifield Productions Ltd.  
Vehicles shown right are an HSE Dynamic Five-door in Fuji White and HSE Dynamic Convertible in Phoenix Orange.

MERIDIAN DIGITAL SURROUND SOUND SYSTEM



 825 WATTS

 16 SPEAKERS

 SUBWOOFER

 660 WATTS

 12 SPEAKERS

 SUBWOOFER



## COMFORT FOR ALL

### SEATING

Heated front seats are standard and, for rear passengers, Coupé and Five-door body styles can also be specified with optional heated rear seats.

No matter what the temperature, optional heated and cooled front seats are also available. This enables both the driver and passenger to set their preferred temperature independently and is controlled via the Touchscreen.

For the ultimate in comfort, optional massage front seats are available on HSE Dynamic, HSE Dynamic Lux and Autobiography models allowing both the driver and front passenger to select individual programmes via the Touchscreen. Varying in intensity, there are five settings to choose from; each one delivers a soothing massage to improve both the driver and passenger's comfort.

### CONFIGURABLE AMBIENT INTERIOR LIGHTING

New levels of ambient refinement and personalisation have been reached with Configurable Ambient Interior Lighting – standard on HSE Dynamic, HSE Dynamic Lux and Autobiography.

This feature allows you to vary the colour and shade, changing the ambience of the cabin to suit your mood. There are ten colours in total, ranging from Ice White through to Moon Light and Racing Red.

### PANORAMIC ROOF

On Coupé and Five-door body styles, the optional full glass fixed panoramic roof enhances the sense of space in the vehicle's interior and floods it with natural light as well as providing uninterrupted views of the surrounding environment.

Importantly, the toughened glass has a dark tint to maintain a comfortable temperature inside the cabin and protect occupants and the interior from the sun's rays. A full-sized, powered interior blind is also provided for those who may prefer a more private experience.

Interior shown above is HSE Dynamic Five-door in Ebony with Lunar stitch.



## POWERED GESTURE TAILGATE

Powered gesture tailgate allows you to operate the tailgate (both to open and close) from outside the vehicle without needing to physically touch the vehicle or the smart key.

Provided that the smart key is detected, the tailgate may be operated by a kicking gesture underneath the rear of the vehicle.

Two sensors are mounted on either side of the tailgate to allow kerbside operation, rather than needing to be immediately behind the vehicle. And as the system is compatible with towing solutions, you can still open and close the tailgate with the least amount of fuss. Powered gesture tailgate is not available on Convertible.

Additionally, if required, the tailgate can also be closed by pressing a button located on the inside of the tailgate.

## TELEVISION

As an optional feature, digital television\* channels can be watched on the new 10" high-resolution Touchscreen. Not available on Convertible models.

## DUAL VIEW TOUCHSCREEN\*\*

The optional Dual View system allows the driver and passenger to view completely independent display content on the 10" Touchscreen. For example, the driver can use the satellite navigation system, while the front seat passenger is able to watch a DVD or TV, where fitted. One set of WhiteFire® digital wireless headphones is included. Not available on Convertible.



\*Whilst Land Rover continues to work closely with its partners to develop TV standards worldwide, we cannot guarantee the TV feature in all countries at all times \*\*Available to order from Q3 2016. Please contact your nearest Land Rover Retailer for further details.  
WhiteFire® is a registered trademark of Unwired Technology LLC and any use of such marks by Land Rover is under licence.  
Vehicle shown is HSE Dynamic Five-door in Yulong White.




## ENGINES

# 9-SPEED AUTOMATIC TRANSMISSION

The lightweight, compact 9-speed Automatic Transmission provides optimum fuel economy and CO<sub>2</sub> emissions as well as greater control in low-grip conditions or when towing through the specially designed, ultra-low first gear.

The transmission is specifically designed for transverse applications, and is one of the most efficient and technically advanced ever used in a production vehicle. Two patented dog clutches replace the bulkier conventional set-up, allowing small ratio steps to give better response during acceleration, plus improved shift quality, drive and refinement.

The higher top gear not only reduces fuel consumption but the lower engine revs improve comfort and reduce noise when cruising at a sustained speed. The 9-speed Automatic Transmission is extremely robust and perfectly complements Land Rover's rugged all-terrain ability whilst delivering exceptionally high levels of refinement and efficiency.



Vehicle shown left is HSE Dynamic Coupé in Firenze Red.



## INGENIUM DIESEL ENGINE




Ingenium is Jaguar Land Rover's new breed of engine and has been designed for effortless performance, refinement and efficiency.

The 180hp 2.0 litre diesel engine comes with 4 Wheel Drive and a choice of 6-speed Manual or 9-speed Automatic Transmissions. With advanced technology and all-aluminium construction, this engine delivers impressive fuel consumption and CO<sub>2</sub> emissions.

Typically 20kg lighter than equivalent previous generation engines, Ingenium is intrinsically more efficient. And intelligent too – computer controlled adaptive engine cooling only engages as required.

The latest generation variable geometry turbocharger maximises peak power for low-speed torque and responsiveness that is uniform, progressive and avoids lag. Internal friction – the enemy of performance and efficiency – is 17 percent lower in the Ingenium range than previous generation engines.

Not only are the new Ingenium engines substantially lighter, more fuel-efficient and more refined than predecessors, they are also more affordable and convenient to own thanks to servicing intervals extended from 16,000 to 21,000 miles/two years on 4 Wheel Drive (4WD) models.

	 ACCELERATION 0-60MPH (SECONDS)	 TOP SPEED (MPH)	 CO <sub>2</sub> EMISSIONS (G/KM)
<b>TD4 – 180hp AUTOMATIC/MANUAL</b>			
Coupe	8.5	121	129
Five-door	8.5/9.5	121/124	134/125
Convertible	9.7	121	149



## E - CAPABILITY

Land Rover's commitment to sustainability is manifest in its current range of vehicles, utilising a wide range of innovative and efficient technologies including Intelligent Stop/Start and Brake Energy Regeneration. Range Rover Evoque's latest engine range is just the latest testament of innovation to provide further efficiency whilst not compromising on capability. A Blue EVOQUE badge on the rear of the vehicle denotes the most efficient engines of the range.



CO<sub>2</sub>

	ACCELERATION 0-60MPH (SECONDS)	TOP SPEED (MPH)	CO <sub>2</sub> EMISSIONS (G/KM)
<b>eD4 – 150hp MANUAL</b>			
Coupé	10.6	113	109
Five-door	10.6	113	113



## 2.0 LITRE Si4 PETROL ENGINE

The Si4 petrol engine is a lightweight all-aluminium 2.0 litre engine with the latest direct-injection technology. Advanced turbocharging and independent variable valve timing helps lower fuel consumption and CO<sub>2</sub> emissions compared with traditional larger capacity engines delivering equivalent performances.

The engine delivers a rich, powerful engine sound during strong acceleration and features a unique exhaust manifold for quicker warm-up and lower emissions, a low friction design and a state-of-the-art electronic management system.

This includes smart regenerative charging, which prioritises the charging of the battery when the vehicle is decelerating to capture wasted kinetic energy and reduce fuel consumption. This is further enhanced by advanced Stop/Start technology and a cutting-edge electronic management system which provides precision control over the combustion process.



CO<sub>2</sub>

ACCELERATION 0-60MPH  
(SECONDS)

TOP SPEED  
(MPH)

CO<sub>2</sub> EMISSIONS  
(G/KM)

### Si4 – 240hp AUTOMATIC

Coupé	7.1	135	181
Five-door	7.1	135	181
Convertible	7.8	130	201



## BODY AND CHASSIS

# STRENGTH AND STABILITY

### BODY

Range Rover Evoque features an extremely strong body structure which has been developed using advanced, weight-saving materials to deliver outstanding stiffness and refinement together with exemplary characteristics in collision situations.

The structure is based on a steel monocoque platform. Delivering the exciting design and sporting dynamics of Range Rover Evoque dictated that an all-new structure was developed.

Lightweight technologies are used extensively in the body design, including:

- Front fenders and tailgate assembly
- Magnesium cross car beam
- Optimised steel structure using high strength boron steels.

### CHASSIS AND VEHICLE DYNAMICS

Range Rover Evoque has a chassis which has been specially developed by Land Rover's engineers to deliver on-road dynamics which combine sporting and agile responses with impressive refinement, while not compromising all-terrain capability.

Range Rover Evoque has fully independent suspension, with coil sprung struts front and rear, and isolated front and rear subframes, mounted to an exceptionally stiff steel monocoque bodyshell. The performance of the base suspension system is supplemented by advanced technologies such as an intelligent 4 Wheel Drive (4WD) system.

The chassis features a number of innovations, such as Electric Power Assisted Steering (EPAS), which help the vehicle achieve its unique dynamic character and improved efficiency.

### OPTIMISED STRUCTURE

The use of special ultra-high-strength steels in strategic load-bearing areas was a key design objective. The finished steel structure uses 18 percent (by weight) of high strength boron steels. These specialised steels deliver increased strength in critical areas, without the need to increase the thickness and weight of the pressings.

The ultra-high-strength boron steel has been used in key parts of the crash safety cell, including the A-pillars and sills. Coupé and Five-door body styles also feature B-pillars constructed of ultra-high-strength boron steel. The resulting structure protects occupants using an incredibly strong and stable safety cell, and provides a very stiff platform for superior refinement and vehicle dynamics.


The use of ultra-high-strength boron steel in the A-pillar was critical in retaining the slim, raked pillar of the vehicle, without compromising the strength and safety of the structure.

Range Rover Evoque's optimised steel structure protects occupants using an incredibly strong and stable safety cell. The crash structure was optimised using state-of-the-art computer simulation tools, which allowed engineers to conduct 'virtual' collision tests long before physical prototypes were available.

Pedestrian safety has been given a very high priority, with a carefully optimised design for the front-end, bumpers, bonnet and cowl area to minimise potential injuries.

The Convertible steel body structure is further optimised using high tech materials to ensure the high strength structure is retained.





## SAFETY

# 5\* EURO NCAP RATING

As with every Land Rover, safety was a key priority in the development of Range Rover Evoque, which is why the Five-door body style has been awarded the maximum five star safety rating from Euro NCAP\* to ensure a high standard of occupant protection. The vehicle has a comprehensive occupant safety package including driver and passenger airbags, driver knee airbag, side curtain airbags and thorax airbags.

### PASSENGER SEAT BELT CHECK SYSTEM



### CURTAIN AIRBAGS WITH ROLLOVER SENSING

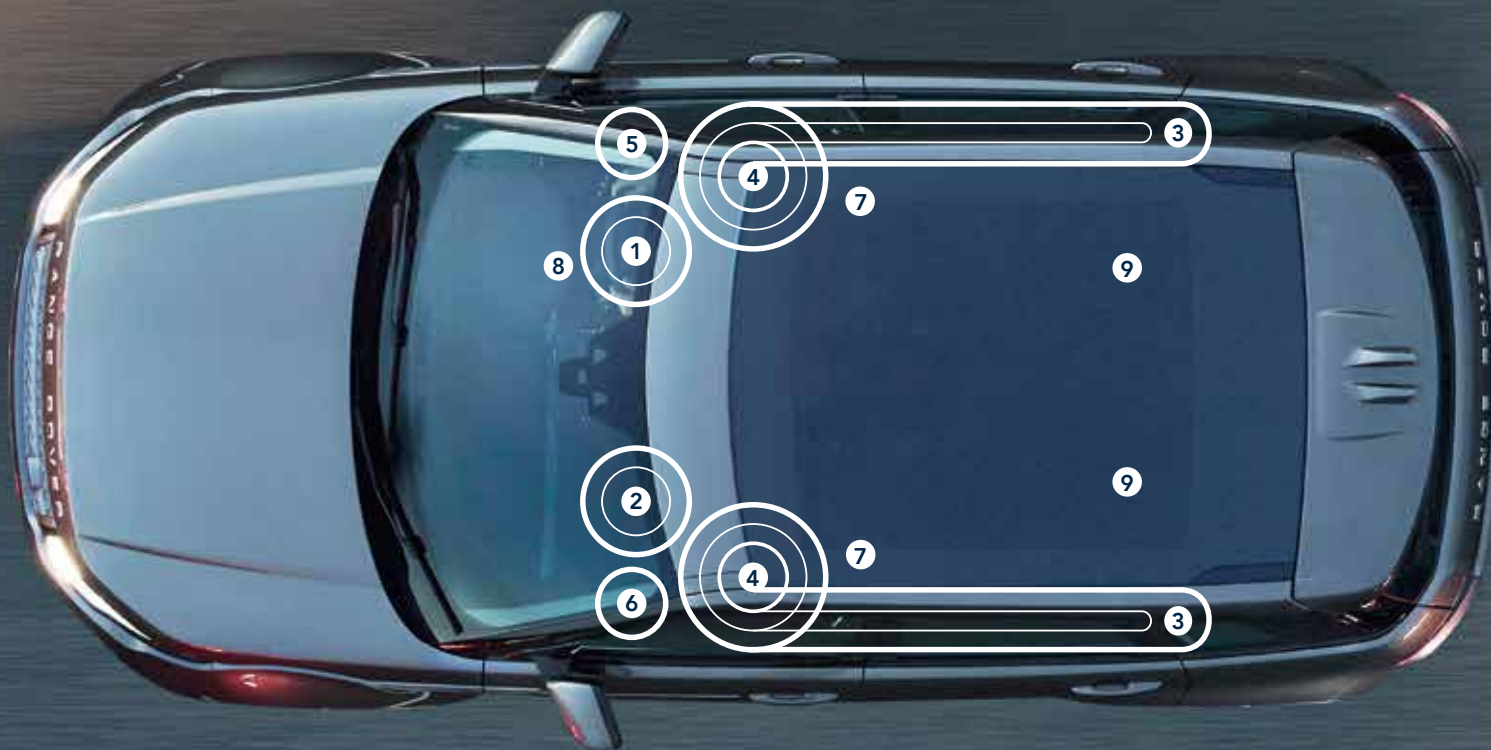
In the event of a side impact or rollover, these are deployed to provide greater protection against head injuries.

### DUAL STAGE FRONTAL AIRBAGS

The frontal airbags have two levels of inflation, to ensure they inflate to the optimum level, depending on the incident to provide maximum occupant protection.

### DRIVER KNEE AIRBAG

The driver knee airbag inflates in the event of a frontal impact, providing additional protection to the occupants' lower legs.



**SAFETY SYSTEMS**

- |                                      |   |                                  |
|--------------------------------------|---|----------------------------------|
| <b>1</b> DUAL STAGE DRIVER AIRBAG    | <b>4</b> SIDE THORAX AIRBAGS**                          | <b>7</b> SEAT BELT PRETENSIONERS |
| <b>2</b> DUAL STAGE PASSENGER AIRBAG | <b>5</b> DRIVER KNEE AIRBAG                             | <b>8</b> SEAT BELT REMINDER      |
| <b>3</b> SIDE CURTAIN AIRBAGS*       | <b>6</b> AIRBAG DEACTIVATION SWITCH FOR FRONT PASSENGER | <b>9</b> ISOFIX POINTS           |

\*Not available on Convertible \*\*Convertible incorporates a combined head thorax airbag, providing head protection as well as thorax protection.

## ENVIRONMENTAL

# SUSTAINABILITY

Range Rover Evoque is the most compact Range Rover ever. Its credentials stem from a comprehensive approach to reducing environmental impact throughout the life-cycle of the vehicle. Its size has helped Range Rover Evoque minimise weight, improve aerodynamic performance, and deliver more sporting, agile handling with a lower centre of gravity.

Such radical thinking and production processes bear testimony to Land Rover's unwavering commitment to deliver a more sustainable future.



## LIGHTWEIGHT MATERIALS

Starting at just 1,608kg and using a range of advanced lightweight materials, Range Rover Evoque is the lightest Range Rover ever. There are key weight-saving materials throughout the vehicle, including a magnesium cross car beam, aluminium bonnet and, on the Coupé and Five-door body styles, also the roof. The front fenders and tailgate assembly are constructed from composite materials.

Even the laminated windscreen is reduced in weight to help improve fuel efficiency, performance and handling.

## STOP/START

All engines feature intelligent Stop/Start technology that automatically shuts down the engine at rest and starts it again as soon as the brake pedal is released or the clutch pedal is fully pressed on manual transmissions. This helps to reduce fuel consumption and CO<sub>2</sub> emissions.

## E-CAPABILITY

Land Rover has begun producing specific derivatives that deliver the lowest possible CO<sub>2</sub> emissions. These are called E-capability and are denoted by a Blue EVOQUE badge on the rear of the vehicle.

With our E-capability solution, CO<sub>2</sub> can be as low as 109g/km when you choose 2 Wheel Drive (2WD) manual diesel engine, ensuring your vehicle is as efficient as possible.

## LIFE CYCLE ASSESSMENT

In order to minimise the vehicle's overall ecological impact, Range Rover Evoque is designed with a life cycle approach, aiming to minimise the environmental impact by considering the entire life cycle of the vehicle: from development and manufacturing, through customer use, to end-of-life recycling and re-use. Each element of the life cycle was analysed with a view to consuming fewer natural resources, using more sustainable materials and minimising the generation of waste.



Vehicle shown left is HSE Dynamic Five-door in Yulong White with optional 20" 5 split-spoke 'Style 508' alloy wheels.

RANGE ROVER EVOQUE OFFERS YOU GREAT OPTIONS AND FLEXIBILITY TO PERSONALISE YOUR VEHICLE.

The following pages take you through a logical series of steps to make your vehicle a true expression of your individuality. You have a number of choices: from selecting your engine and model to exterior and interior colours, wheels, finishes and those detailed touches that define your character.

If you'd like to bring your options to life, go to our online configurator at [landrover.co.uk](http://landrover.co.uk)

56-57

---

1

---

**STEP 1  
CHOOSE YOUR ENGINE**

You can select from a range of powerful petrol or diesel engines.

58-79

---

2

---

**STEP 2  
CHOOSE YOUR MODEL  
AND OPTIONS**

Compare the standard and optional features on each model.

80-83

---

3

---

**STEP 3  
CHOOSE YOUR COLOUR**

There's a wide range on offer to enable you to express yourself.

84-85

---

4

---

**STEP 4  
CHOOSE YOUR WHEELS**

There's a range of styles, each one designed to complement the bold exterior.

86-93

---

5

---

**STEP 5  
CHOOSE YOUR INTERIOR**

Carefully selected colours complemented by a range of finishes. You can personalise your own interior space.

94-99

---

6

---

**STEP 6  
CHOOSE YOUR ACCESSORIES**

Additional accessories can enhance your personal requirements.

100-103

---

**TECHNICAL DETAILS**

Technical information and data for dimensions, performance and specifications.

1





## DRIVELINE, ENGINE PERFORMANCE AND FUEL ECONOMY

The Ingenium diesel engines are fully EU6 compliant, and are coupled with lightweight all-aluminium construction 6-speed Manual Transmission or optional 9-speed Automatic Transmission (TD4) for Coupé and Five-door. Convertible comes standard with the 9-speed Automatic. This delivers greatly improved fuel efficiency and lower CO<sub>2</sub> emissions.

The powerful Si4 engine is also fully EU6 compliant, yet has lost nothing in performance, accelerating from 0-60mph in 7.1 seconds. All engines feature intelligent Stop/Start technology, automatically shutting down the engine at rest when possible, and re-starting it again as soon as you lift your foot off the brake.

	DIESEL			PETROL	
	2.0L eD4	2.0L TD4		2.0L Si4	
	MANUAL*	MANUAL†	AUTOMATIC	AUTOMATIC	
<b>POWER (hp)</b>	<b>150 E-CAPABILITY</b>	<b>180</b>	<b>180</b>	<b>240</b>	
Driveline	2 Wheel Drive (2WD)	4 Wheel Drive (4WD)	4 Wheel Drive (4WD)	4 Wheel Drive (4WD)	
Maximum power hp (kW) / rpm	150 (110) / 4,000	180 (132) / 4,000	180 (132) / 4,000	240 (176.5) / 5,800	
Maximum torque (Nm / rpm)	380 / 1,750	430 / 1,750	430 / 1,750	340 / 1,750	
Capacity (cc)	1,999	1,999	1,999	1,999	
No. of cylinders	4	4	4	4	
Valves per cylinder	4	4	4	4	
Cylinder layout	Transverse	Transverse	Transverse	Transverse	
<b>FUEL ECONOMY (Coupé/Five-door/Convertible)</b>					
Urban	mpg (l/100km)	57.7 / 56.5 (4.9 / 5.0)	51.4 (5.5)	48.7 / 46.3 / 42.2 (5.8 / 6.1 / 6.7)	27.2 / 27.2 / 24.8 (10.4 / 10.4 / 11.4)
Extra Urban	mpg (l/100km)	76.4 / 72.4 (3.7 / 3.9)	65.7 (4.3)	64.2 / 62.8 / 55.4 (4.4 / 4.5 / 5.1)	44.1 / 44.1 / 40.4 (6.4 / 6.4 / 7.0)
Combined	mpg (l/100km)	67.3 / 65.7 (4.2 / 4.3)	58.9 (4.8)	57.7 / 55.4 / 49.6 (4.9 / 5.1 / 5.7)	36.2 / 36.2 / 32.9 (7.8 / 7.8 / 8.6)
CO <sub>2</sub> Combined emissions	g/km	109 / 113	125	129 / 134 / 149	181 / 181 / 201

## MODELS BY ENGINE

	SE	SE TECH	HSE DYNAMIC	HSE DYNAMIC LUX	AUTOBIOGRAPHY	HSE DYNAMIC (CONVERTIBLE)	HSE DYNAMIC LUX (CONVERTIBLE)
2.0L eD4 Diesel	■**	■					
2.0L TD4 Diesel	■**	■	■	■	■	■	■
2.0L Si4 Petrol			■	■		■	■

\*Not available on Convertible \*\*Not available on Coupé †Only available on Five-door models.  
Official EU test figures. For comparison purposes only. Real world figures may differ.  
Low fuel warning at approximately 13.6L on Diesel engines and 11.6L on Petrol engines.  
Vehicle shown left is HSE Five-door in Fuji White.

# 2

## EACH MODEL HAS A CHOICE OF ENGINES AND UNIQUE FEATURES

This guide will help you to select your ideal Range Rover Evoque. On the following pages you'll see the key standard features for each model.

### RANGE ROVER EVOQUE SE



- Brunel grille and Atlas grille surround
- Halogen headlights
- Brunel fender vent blade
- Body-coloured door handles
- Body-coloured mirror caps
- Atlas bonnet and tailgate script
- Rain sensing windscreen wipers
- Auto-dimming interior rear view mirror
- Front Parking Aid
- Ambient Interior Lighting
- Rear centre armrest
- Carpet mats
- 18" 5 split-spoke 'Style 506' alloy wheels
- 8-way electric front seats
- Grained leather seats
- White Techno Silver inner tow eye finisher.

### RANGE ROVER EVOQUE SE TECH



- Contents of SE, plus:
- Automatic High Beam Assist (AHBA)
  - InControl Touch Navigation
  - Front fog lamps
  - Narvik Black grille, fender vents and mirror caps
  - Narvik Black bonnet louvres (Coupé only)
  - Heated Front Windscreen
  - Dark Techno Silver inner tow eye finisher
  - Xenon headlights with LED signature and power wash
  - Narvik Black tailgate finisher
  - 18" 7 spoke 'Style 706' alloy wheels
  - Perforated grained leather seats
  - 12-way electric seats.

RANGE ROVER EVOQUE HSE DYNAMIC



Contents of SE Tech, plus:

- Dynamic body style
- Narvik Black bonnet louvres (Five-door)
- Bright square exhaust finisher
- Perforated leather steering wheel
- Bright pedals.

Replaces SE Tech content:

- Narvik Black grille
- Corris Grey grille surround\*

- Narvik Black inner and Indus Silver outer front and rear tow eye finishers\*
- 20" 5 split-spoke 'Style 504' alloy wheels
- Illuminated aluminium front treadplates with Range Rover script
- Textured Aluminium trim finisher
- InControl Touch Pro: Meridian™ Surround Sound System 380W with 10 speakers plus subwoofer
- InControl Touch Pro Navigation
- 10" Touchscreen.

RANGE ROVER EVOQUE HSE DYNAMIC LUX



Contents of HSE Dynamic, plus:

- Fixed panoramic roof
- Full Park Assist
- 360° Parking Aid
- Surround Camera System
- Blind Spot Monitor with Reverse Traffic Detection
- Keyless Entry

- Powered gesture tailgate
- InControl Touch Pro: Meridian™ Surround Sound System 825W with 16 speakers plus subwoofer
- Lane Keep Assist with Autonomous Emergency Braking and Driver Condition Monitor
- Traffic Sign Recognition

\*Tow eye finishers and grille surround vary depending on exterior colour, please contact your nearest Land Rover Retailer for further information. Meridian is a registered trademark of Meridian Audio Ltd.

## CONVERTIBLE MODELS

### RANGE ROVER EVOQUE AUTOBIOGRAPHY



#### Contents of HSE Dynamic Lux, plus:

- Adaptive LED headlights with LED signature
- Oxford leather steering wheel
- All Terrain Progress Control (ATPC)
- Autobiography badging
- Atlas grille, fender vents, bonnet louvres and tailgate finisher
- Indus Silver inner and outer front tow eye finisher\*
- Narvik Black inner and Indus Silver outer rear tow eye finishers\*

- Unique 20" 5 split-spoke 'Style 527' alloy wheels
- Full Oxford leather interior
- Satin Brushed Aluminium trim finisher
- Front and rear premium carpet mats
- Illuminated aluminium front treadplates with Autobiography script
- 14-way electric front seats with memory
- Climate front seats with heated rear seats
- InControl Secure
- InControl Connect Pro Pack.

### RANGE ROVER EVOQUE CONVERTIBLE HSE DYNAMIC



- Dynamic body style
- Narvik Black Dynamic grille with Corris Grey surround
- Xenon headlights with LED signature and power wash
- Front fog lights
- Narvik Black fender vents
- Body-coloured door handles
- Narvik Black mirror caps
- Atlas bonnet and tailgate script
- Narvik Black bonnet louvres
- Narvik Black tailgate finisher
- 20" 5 split-spoke 'Style 504' alloy wheels
- InControl Secure

- InControl Touch Pro Navigation
- Rear View Camera
- Configurable Ambient Interior Lighting
- Illuminated aluminium front treadplates with Range Rover script
- 12-way electric front seats with memory Oxford leather with perforated mid-section (Dynamic design)
- 10" Touchscreen
- InControl Touch Pro: Meridian™ Sound System 380W with 10 speakers plus subwoofer
- Deployable Rollover Protection Device
- All Terrain Progress Control.

RANGE ROVER EVOQUE CONVERTIBLE HSE DYNAMIC LUX



Contents of Convertible HSE Dynamic, plus:

- Full Park Assist
- 360° Parking Aid
- Surround Camera System
- Blind Spot Monitor with Reverse Traffic Detection
- Keyless Entry
- InControl Touch Pro: Meridian™ Surround Sound System 660W with 12 speakers plus subwoofer
- Ski hatch with rear seat centre armrest
- Wind deflector
- Lane Keep Assist with Autonomous Emergency Braking and Driver Condition Monitor
- Traffic Sign Recognition.

## PERSONALISING THE EXTERIOR

The Range Rover Evoque offers two unique design pack options to further personalise the exterior. The new Graphite Design Pack will sit alongside the striking Black Design Pack. Whilst the Black Design Pack emphasises the confident stance of the vehicle, the bold Graphite Design Pack further enhances the assertive appearance – making it really stand out from the crowd.

### BLACK DESIGN PACK



The optional Black Design Pack is available on HSE Dynamic and HSE Dynamic Lux models across all body styles. The pack gives the overall design of the vehicle a more assertive appearance, with Narvik Black exterior elements and unique distinctive Satin Black alloy wheels.

- 20" 5 split-spoke 'Style 508' alloy wheels with Satin Black finish
- Narvik Black front and rear tow eye finishers
- Darkened headlights, rear tail lights and front fog lights

- Narvik Black Range Rover script (bonnet and tailgate)
- Dynamic square Black exhaust finishers
- Narvik Black grille surround.

## GRAPHITE DESIGN PACK



Exclusive to the Autobiography model, the new Graphite Design Pack allows you to change individual elements of the vehicle to Satin Dorchester Grey augmented with a Black contrast roof and unique Satin Technical Grey alloy wheels.

- 20" 5 split-spoke 'Style 527' alloy wheels with Satin Technical Grey finish
- Black contrast roof
- Narvik Black mirror caps
- Narvik Black bonnet louvres
- Satin Dorchester Grey outer front and rear tow eye finishers

- Darkened headlights, rear tail lights and front fog lights
- Narvik Black Range Rover script (bonnet and tailgate)
- Dynamic square Black exhaust finishers
- Narvik Black grille with Satin Dorchester Grey Surround.

## STANDARD FEATURES

### Engine Transmission, Suspension and Driving Dynamics

	2.0L eD4*	2.0L TD4	2.0L Si4
Anti-lock Braking System	■	■	■
Cruise Control	■	■	■
Electronic Power Assisted Steering (EPAS)	■	■	■

	SE	SE TECH	HSE DYNAMIC	HSE DYNAMIC LUX	AUTOBIOGRAPHY	HSE DYNAMIC (CONVERTIBLE)	HSE DYNAMIC LUX (CONVERTIBLE)
Dynamic Stability Control (DSC)	■	■	■	■	■	■	■
Traction Control System (TCS)	■	■	■	■	■	■	■
Roll Stability Control (RSC)	■	■	■	■	■	■	■
Engine Drag Torque Control (EDC)	■	■	■	■	■	■	■
Electric Parking Brake (EPB)	■	■	■	■	■	■	■
Emergency Brake Assist (EBA)	■	■	■	■	■	■	■
Electronic Brake-force Distribution (EBD)	■	■	■	■	■	■	■
Hill Start Assist	■	■	■	■	■	■	■
Trailer Stability Assist	■	■	■	■	■	■	■
Rear Parking Aid	■	■	■	■	■	■	■

■ Standard.

\*Not available on Convertible.



### Exterior Features and Finishers

	SE	SE TECH	HSE DYNAMIC	HSE DYNAMIC LUX	AUTOBIOGRAPHY	HSE DYNAMIC (CONVERTIBLE)	HSE DYNAMIC LUX (CONVERTIBLE)
<b>ROOF AND EXTERIOR DESIGN</b>							
Anthracite side sills	■	■	■	■	■	■	■
Body-coloured door handles (includes noble surrounds on Autobiography)	■	■	■	■	■	■	■
<b>GLASS AND EXTERIOR MIRRORS</b>							
Heated rear window	■	■	■	■	■	■	■
Rain sensing wipers	■	■	■	■	■	■	■

### Wheel Features

	SE	SE TECH	HSE DYNAMIC	HSE DYNAMIC LUX	AUTOBIOGRAPHY	HSE DYNAMIC (CONVERTIBLE)	HSE DYNAMIC LUX (CONVERTIBLE)
Tyre Repair System	■	■	■	■	■	■	■
Locking wheel nuts	■	■	■	■	■	■	■
Tyre Pressure Monitoring System (TPMS)	■	■	■	■	■	■	■

■ Standard.

## STANDARD FEATURES

### Seating, Interior Features and Finishers

	SE	SE TECH	HSE DYNAMIC	HSE DYNAMIC LUX	AUTOBIOGRAPHY	HSE DYNAMIC (CONVERTIBLE)	HSE DYNAMIC LUX (CONVERTIBLE)
<b>STEERING WHEEL</b>							
Manually adjustable steering column (4-way)	■	■	■	■	■	■	■
<b>INTERIOR FEATURES</b>							
Automatic Climate Control – automatic with air filtration	■	■	■	■	■	■	■
Push Button Start	■	■	■	■	■	■	■
Proximity sensing and touch detection for overhead map lights	■	■	■	■	■	■	■
Global opening/closing for all windows from smart key	■	■	■	■	■	■	■
Centre console with sliding armrest	■	■	■	■	■	■	■
Illuminated footwell, glovebox, door release, overhead console downlighter, load compartment lamp and map lights	■	■	■	■	■	■	■
Illuminated vanity mirror	■	■	■	■	■	■	■
Luggage cover	■	■	■	■	■	■	■
Luggage compartment anchor points	■	■	■	■	■	■	■
Cabin Air Quality Sensor	■	■	■	■	■	■	■
Climate Control rear vents	■	■	■	■	■	■	■

■ Standard.

### Safety and Security

	SE	SE TECH	HSE DYNAMIC	HSE DYNAMIC LUX	AUTOBIOGRAPHY	HSE DYNAMIC (CONVERTIBLE)	HSE DYNAMIC LUX (CONVERTIBLE)
Automated hazard warning lights under heavy braking	■	■	■	■	■	■	■
Autonomous Emergency Braking	■	■	■	■	■	■	■
ISOFIX mounting points in outboard rear seats	■	■	■	■	■	■	■
Advanced Alarm System	■	■	■	■	■	■	■

### Information, Communication and Entertainment

	SE	SE TECH	HSE DYNAMIC	HSE DYNAMIC LUX	AUTOBIOGRAPHY	HSE DYNAMIC (CONVERTIBLE)	HSE DYNAMIC LUX (CONVERTIBLE)
12V auxiliary power sockets (front and luggage compartment)	■	■	■	■	■	■	■
Bluetooth® streaming audio and phone connection	■	■	■	■	■	■	■
InControl Protect	■	■	■	■	■	■	■
Digital Audio Broadcast (DAB) Radio	■	■	■	■	■	■	■

■ Standard.

The Bluetooth® word mark and logos are owned by the Bluetooth SIG, Inc. and any use of such marks by Land Rover is under licence.

## OPTIONAL FEATURES

### Engine Transmission, Suspension and Driving Dynamics

	OPTION CODE	2.0L eD4*	2.0L TD4	2.0L Si4	DESCRIPTION
6-speed Manual Transmission (2WD)		■	-	-	
6-speed Manual Transmission (4WD) (1)		-	■	-	
9-speed Automatic Transmission (4WD) (2)	078BY	-	□	■	Please refer to page 43.
Adaptive Dynamics (3)	027CY	-	□	□	Please refer to page 27.
Terrain Response		-	■	■	
All Terrain Progress Control (ATPC) (4)	095CB	-	□	■	Please refer to page 22.
Hill Descent Control (HDC)		-	■	■	
2 Wheel Drive (2WD)		■	-	-	
4 Wheel Drive (4WD)		-	■	■	
Efficient Driveline		-	■	-	
Active Driveline	027JC	-	□	■	Please refer to page 27.
Torque Vectoring		-	■	■	Please refer to page 27.

■ Standard □ Optional - Not Available.

(1) Five-door only (2) Standard on Convertible and Coupé TD4 (3) Available on HSE Dynamic, HSE Dynamic Lux and Autobiography Five-door and Coupé only (4) Not available with 17" and 18" wheels.

**Exterior Features and Finishers**

	OPTION CODE	SE	SE TECH	HSE DYNAMIC	HSE DYNAMIC LUX	AUTOBIOGRAPHY	HSE DYNAMIC (CONVERTIBLE)	HSE DYNAMIC LUX (CONVERTIBLE)	DESCRIPTION
<b>ROOF AND EXTERIOR DESIGN</b>									
Body-coloured roof with matching spoiler		■	■	■	■	■	-	-	
Fixed panoramic roof	041CX	□	□	□	■	■	-	-	Please refer to page 40.
Grey contrast roof (5)	080EE	□	□	□	□	□	-	-	
Black contrast roof (5)	080AN	□	□	□	□	□	-	-	
Brunel fender blade		■	-	-	-	-	-	-	
Narvik Black fender blade		-	■	■	■	-	■	■	
Atlas fender blade		-	-	-	-	■	-	-	
Brunel tailgate finisher		■	-	-	-	-	-	-	
Narvik Black tailgate finisher		-	■	■	■	-	■	■	
Atlas tailgate finisher		-	-	-	-	■	-	-	
Brunel grille		■	-	-	-	-	-	-	
Atlas grille		-	-	-	-	■	-	-	
Narvik Black grille		-	■	■	■	-	■	■	
Narvik Black lower door cladding insert		-	■	-	-	-	-	-	
Brunel lower door cladding insert		■	-	-	-	-	-	-	
Body-coloured door claddings		-	-	■	■	■	■	■	
Anthracite door claddings		■	■	-	-	-	-	-	
Dynamic front and rear bumper		-	-	■	■	■	■	■	
Narvik Black bonnet louvres – Coupé models		-	■	■	■	-	-	-	
Narvik Black bonnet louvres		-	-	■	■	-	■	■	
Atlas bonnet louvres – Coupé models		-	-	-	-	■	-	-	
Atlas bonnet louvres		-	-	-	-	■	-	-	
Body-coloured mirror caps		■	-	-	-	■	-	-	
Narvik Black mirror caps		-	■	■	■	-	■	■	

■ Standard □ Optional – Not Available.

(5) When contrast roof colour is selected, door mirrors are always in Narvik Black.

## OPTIONAL FEATURES

### Exterior Features and Finishers (continued)

	OPTION CODE	SE	SE TECH	HSE DYNAMIC	HSE DYNAMIC LUX	AUTOBIOGRAPHY	HSE DYNAMIC (CONVERTIBLE)	HSE DYNAMIC LUX (CONVERTIBLE)	DESCRIPTION
<b>GLASS AND EXTERIOR MIRRORS</b>									
Heated windscreen (1)	040AK	<input type="checkbox"/>	<input checked="" type="checkbox"/>	<input checked="" type="checkbox"/>	<input checked="" type="checkbox"/>	<input checked="" type="checkbox"/>	<input checked="" type="checkbox"/>	<input checked="" type="checkbox"/>	
Heated washer jets (1)	040AQ	<input type="checkbox"/>	<input checked="" type="checkbox"/>	<input checked="" type="checkbox"/>	<input checked="" type="checkbox"/>	<input checked="" type="checkbox"/>	<input checked="" type="checkbox"/>	<input checked="" type="checkbox"/>	
Infrared reflective windscreen	047AP	<input type="checkbox"/>	<input type="checkbox"/>	<input type="checkbox"/>	<input type="checkbox"/>	<input type="checkbox"/>	<input type="checkbox"/>	<input type="checkbox"/>	This is a fine metallic coating made up of several layers of titanium and silver to create an infrared reflective coating, keeping the vehicle cooler in hot conditions.
Privacy glass	047AB	<input type="checkbox"/>	<input type="checkbox"/>	<input type="checkbox"/>	<input type="checkbox"/>	<input type="checkbox"/>	-	-	Provides increased privacy for rear passengers by restricting vision into the rear cabin.
Power fold, heated door mirrors with approach and puddle lights (2)	030NB	<input checked="" type="checkbox"/>	<input checked="" type="checkbox"/>	-	-	-	-	-	
Power fold, heated door mirrors with memory functionality, approach and puddle lights (3) (4)	030NM	<input type="checkbox"/>	<input type="checkbox"/>	<input checked="" type="checkbox"/>	<input checked="" type="checkbox"/>	<input checked="" type="checkbox"/>	<input checked="" type="checkbox"/>	<input checked="" type="checkbox"/>	
<b>HEADLIGHTS AND LIGHTING</b>									
Halogen headlights		<input checked="" type="checkbox"/>	-	-	-	-	-	-	
Xenon headlights with LED signature and power wash	064CW	<input type="checkbox"/>	<input checked="" type="checkbox"/>	<input checked="" type="checkbox"/>	<input checked="" type="checkbox"/>	-	<input checked="" type="checkbox"/>	<input checked="" type="checkbox"/>	
Adaptive LED headlights with LED signature	064GJ	-	-	<input type="checkbox"/>	<input type="checkbox"/>	<input checked="" type="checkbox"/>	<input type="checkbox"/>	<input type="checkbox"/>	
Automatic High Beam Assist (AHBA) (5)	030NT	<input type="checkbox"/>	<input checked="" type="checkbox"/>	<input checked="" type="checkbox"/>	<input checked="" type="checkbox"/>	<input checked="" type="checkbox"/>	<input checked="" type="checkbox"/>	<input checked="" type="checkbox"/>	Automatic High Beam Assist headlights automatically dip when traffic is detected, reverting when vehicles have passed.
Front fog lights	064AP	<input type="checkbox"/>	<input checked="" type="checkbox"/>	<input checked="" type="checkbox"/>	<input checked="" type="checkbox"/>	<input checked="" type="checkbox"/>	<input checked="" type="checkbox"/>	<input checked="" type="checkbox"/>	

■ Standard □ Optional - Not Available.

(1) Option with Cold Climate Convenience Pack on SE (2) Five-door only (3) Standard on all Coupé models (4) Only available with memory seats (5) Not available with halogen headlights.

### Seating, Interior Features and Finishers

	OPTION CODE	SE	SE TECH	HSE DYNAMIC	HSE DYNAMIC LUX	AUTOBIOGRAPHY	HSE DYNAMIC (CONVERTIBLE)	HSE DYNAMIC LUX (CONVERTIBLE)	DESCRIPTION
<b>SEATING</b>									
Rear seat 60:40 split		■	■	■	■	■	-	-	
Heated front seats	033BV	■	■	■	■	-	■	■	Please refer to page 40.
Heated front and rear seats (6)	033EQ	□	□	□	□	-	-	-	Heats the outboard second row seats. Please refer to page 40.
Heated and cooled front seats (7)	033GP	-	-	-	-	-	□	□	Please refer to page 40.
Heated and cooled front seats with heated rear seats (6) (7)	033GQ	-	-	□	□	■	-	-	14-way seats increases seat functionality with seat bolsters. Heats the outboard second row seats. Please refer to page 40.
8-way electric front seats	033TY	■	-	-	-	-	-	-	
12-way electric front seats	033UV	□	■	-	-	-	-	-	
12-way electric front seats with memory (8) (9)	033UF	□	□	■	■	-	■	■	
14-way electric front seats with memory	033UG	-	-	□	□	■	□	□	
14-way electric front seats with memory and massage (6) (7)	033UO	-	-	□	□	□	□	□	14-way seats increases seat functionality with seat bolsters. Please refer to page 40.
Grained leather	033AS	■	□	-	-	-	-	-	
Perforated grained leather	033JE	-	■	-	-	-	-	-	
Oxford leather with perforated mid-section	033JK	-	-	□	□	■	-	-	
Oxford leather with perforated mid-section (Dynamic design)		-	-	■	■	-	■	■	Seat centre panel features horizontal ribbed design.
Full Oxford leather interior	032CG	-	-	□	□	■	□	□	Adds Oxford leather to the door top roll, fascia mid-section and fascia topper.
Rear centre head restraint	033DB	■	■	■	■	■	-	-	
Ski hatch with rear seat centre armrest	033DF	-	-	-	-	-	□	■	

■ Standard □ Optional - Not Available.

(6) Heating available to outboard rear seats only (7) Only available with 14-way seats (8) Standard on Coupé SE Tech (9) Only available with power fold door mirrors with memory.

## OPTIONAL FEATURES

### Seating, Interior Features and Finishers (continued)

	OPTION CODE	SE	SE TECH	HSE DYNAMIC	HSE DYNAMIC LUX	AUTOBIOGRAPHY	HSE DYNAMIC (CONVERTIBLE)	HSE DYNAMIC LUX (CONVERTIBLE)	DESCRIPTION
<b>STEERING WHEEL</b>									
Oxford leather steering wheel with controls for audio system, cruise control and (where fitted) Bluetooth® telephone connectivity		■	■	-	-	■	-	-	
Perforated Oxford leather steering wheel with controls for audio system, cruise control and (where fitted) Bluetooth® telephone connectivity		-	-	■	■	-	■	■	
Heated steering wheel (1)	032DV	□	□	□	□	■	□	□	
<b>HEADLINING</b>									
Ivory headlining	032CV	□	□	□	□	■	-	-	
Ebony headlining	032BU	□	□	■	■	□	■	■	
Cirrus headlining	032EW	■	■	□	□	□	-	-	
<b>INTERIOR FINISHERS</b>									
Satin Brushed Aluminium trim finisher		■	■	-	-	■	-	-	Please refer to page 93.
Textured Aluminium trim finisher		-	-	■	■	-	■	■	Please refer to page 93.
Gloss Black Strata veneer	088GQ	-	-	□	□	□	□	□	Please refer to page 93.
Botanical Aluminium trim finisher	088GO	-	-	-	-	□	-	-	Please refer to page 93.
Dark Grey Oak Wood veneer	088GM	-	-	-	-	□	-	-	Please refer to page 93.
Figured Macassar Wood veneer	088GN	□	□	-	-	□	-	-	Please refer to page 93.

■ Standard □ Optional - Not Available.

(1) Only available as part of Cold Climate Convenience Pack on SE.

The Bluetooth® word mark and logos are owned by the Bluetooth SIG, Inc. and any use of such marks by Land Rover is under licence.



**Seating, Interior Features and Finishers (continued)**

	OPTION CODE	SE	SE TECH	HSE DYNAMIC	HSE DYNAMIC LUX	AUTOBIOGRAPHY	HSE DYNAMIC (CONVERTIBLE)	HSE DYNAMIC LUX (CONVERTIBLE)	DESCRIPTION
<b>INTERIOR FEATURES</b>									
Luggage cover		■	■	■	■	■	-	-	
Chrome front and tailgate treadplates with Range Rover script (2)	048BG	□	□	-	-	-	-	-	
Illuminated aluminium front treadplates with Range Rover script and Chrome tailgate (2)	048BD	-	-	■	■	-	■	■	
Illuminated aluminium front treadplates with Autobiography script and Chrome tailgate		-	-	-	-	■	-	-	
Carpet mats	079AJ	■	■	■	■	-	■	■	
Front and rear premium carpet mats	079CA	-	-	□	□	■	□	□	
Auto-dimming interior rear view mirror	031CG	■	■	■	■	■	■	■	
Smoker's Pack	094AA	□	□	□	□	□	□	□	Includes single ashtray and single cigar lighter.
Ambient Interior Lighting		■	■	-	-	-	-	-	
Configurable Ambient Interior Lighting		-	-	■	■	■	■	■	Please refer to page 40.
Powered tailgate	070AV	□	□	□	□	-	-	-	Opened at the touch of a button on either the fascia or smart key, the opening height is programmable to suit personal preferences and accommodate more confined loading areas. The tailgate is closed via a button on the inside of the tailgate.
Powered gesture tailgate (3)	070BA	□	□	□	■	■	-	-	Please refer to page 41.
Loadspace stowage rails	135AH	□	□	□	□	□	-	-	For extra convenience, loadspace stowage rails keeps luggage safe in the loadspace area. Retailer fit option is also available. Please refer to page 96.
Wind deflector (4)	041EB	-	-	-	-	-	□	■	Please refer to page 16.

■ Standard □ Optional - Not Available.

(2) Tailgate treadplate not fitted on Convertible (3) Only available with Keyless Entry (4) In common with other Convertible vehicles, the wind deflector covers the rear seats, and thus cannot be used when rear seat passengers are being carried.

## OPTIONAL FEATURES

### Driver Assistance, Safety and Security Features

	OPTION CODE	SE	SE TECH	HSE DYNAMIC	HSE DYNAMIC LUX	AUTOBIOGRAPHY	HSE DYNAMIC (CONVERTIBLE)	HSE DYNAMIC LUX (CONVERTIBLE)	DESCRIPTION
Blind Spot Monitor with Reverse Traffic Detection (1)	086GF	□	□	□	■	■	□	■	Please refer to page 30.
Wade Sensing (1) (2)	075EC	□	□	□	□	□	□	□	Please refer to page 25.
Adaptive Cruise Control with Queue Assist (3)	065AF	–	–	□	□	□	□	□	Adaptive Cruise Control (ACC) ensures a consistent distance to the vehicle in front by detecting and monitoring the vehicles in front. Queue Assist brings the vehicle to a smooth standstill in slow moving traffic. Please refer to page 30.
Lane Departure Warning		■	■	■	–	■	■	–	
Lane Keep Assist with Autonomous Emergency Braking and Driver Condition Monitor	086BD	□	□	□	■	■	□	■	Lane Keep Assist senses when your vehicle is unintentionally drifting out of your lane, and gently steers you back. Driver Condition Monitor detects when you're starting to feel fatigued – giving you an early warning when you need to take a break. Please refer to page 30.
Traffic Sign Recognition (4)	086DB	□	□	□	■	■	□	■	Please refer to page 29.
HomeLink®	025CT	□	□	□	□	□	□	□	This universal transmitter can be programmed to operate up to three home or office wireless controlled systems, such as garage doors, automatic gates, or security lighting.
Keyless Entry	066AC	□	□	□	■	■	□	■	The driver is able to access and lock/alarm the vehicle without the need to take the remote smart key out of a bag or pocket.
Park Assist	086GZ	□	□	□	□	–	–	–	
Full Park Assist (5)	086HA	□	□	□	■	■	□	■	Please refer to page 31.

■ Standard □ Optional – Not Available.

(1) Only available with memory seats and power fold door mirrors with memory (2) Only available with Surround Camera System, Blind Spot Monitor with Reverse Traffic Detection and InControl Touch Pro

(3) Only available with automatic transmission. Unique Narvik Black grille will be fitted when option selected with Si4 engine (4) Requires InControl Touch Navigation or InControl Touch Pro Navigation

(5) When specified with InControl Touch Pro, also includes 360° Parking Aid.

**Driver Assistance, Safety and Security Features (continued)**

	OPTION CODE	SE	SE TECH	HSE DYNAMIC	HSE DYNAMIC LUX	AUTOBIOGRAPHY	HSE DYNAMIC (CONVERTIBLE)	HSE DYNAMIC LUX (CONVERTIBLE)	DESCRIPTION
360° Parking Aid (6) (7)	036MB	□	□	□	■	■	□	■	Sensors located around the vehicle are automatically triggered when reverse is selected, or can be manually activated, with a graphic appearing on the Touchscreen showing an overhead view of the vehicle. As you park, the Touchscreen display and audio feedback indicates how close you are to obstacles. Please refer to page 31.
Front Parking Aid	086EG	■	■	■	■	■	■	■	
Rear View Camera	086FA	□	□	■	-	-	■	-	As one of the driver assistance technologies, providing improved visibility when reversing, the Rear View Camera is a valuable parking aid and offers help when hitching a trailer. Static lines representing the vehicles outer perimeter and predicted path are superimposed on the rearward image, to make parking in tight spots as easy as possible.
Surround Camera System (6)	086GC	□	□	□	■	■	□	■	Using four digital cameras mounted around the vehicle, this system provides an all-round view of your surroundings on the full-colour Touchscreen, assisting in tight manoeuvring. When towing, it provides additional information to aid with reversing.
Airbags (driver airbags and knee bolster airbag; front passenger airbag, curtain airbags and side airbags)		■	■	■	■	■	-	-	
Airbags (driver airbags and knee bolster airbag; front passenger airbag and side airbags – seat mounted with head protection)		-	-	-	-	-	■	■	
Front height adjustable seat belts (Five-door only)		■	■	■	■	■	-	-	

■ Standard □ Optional – Not Available.

(6) Only available with InControl Touch Pro (7) Only available with Full Park Assist.  
HomeLink® is a registered trademark of Johnson Controls, Inc.

## OPTIONAL FEATURES

### Information, Communication and Entertainment

	OPTION CODE	SE	SE TECH	HSE DYNAMIC	HSE DYNAMIC LUX	AUTOBIOGRAPHY	HSE DYNAMIC (CONVERTIBLE)	HSE DYNAMIC LUX (CONVERTIBLE)	DESCRIPTION
Single USB socket		■	■	-	-	-	-	-	
Twin USB sockets (1)		□	□	■	■	■	■	■	
InControl Touch featuring 8" Touchscreen		■	■	-	-	-	-	-	
InControl Touch Pro featuring 10" Touchscreen (2)	087AP	□	□	■	■	■	■	■	Please refer to pages 34-37.
Dual View Touchscreen with InControl Touch Pro (1) (3)	087AS	□	□	□	□	□	-	-	Please refer to pages 34-37.
InControl Touch: Land Rover Sound System with 8 speakers		■	■	-	-	-	-	-	
InControl Touch Pro: Meridian™ Sound System 380W with 10 speakers plus subwoofer (2)	025LM	□	□	■	-	-	■	-	Please refer to page 38.
InControl Touch Pro: Meridian™ Surround Sound System 825W with 16 speakers plus subwoofer (2)	025LN	□	□	□	■	■	-	-	Please refer to pages 38-39.
InControl Touch Pro: Meridian™ Surround Sound System 660W with 12 speakers plus subwoofer	025GQ	-	-	-	-	-	□	■	Please refer to pages 38-39.
Television (1)	129AA	□	□	□	□	□	-	-	
CD/DVD player (1)	025AM	□	□	■	■	■	■	■	

■ Standard □ Optional - Not Available.

(1) Only available with InControl Touch Pro (2) InControl Touch Pro featuring Dual View or 10" Touchscreens, Meridian Sound Systems and InControl Touch Pro Navigation must be selected together. It is also advised to select the InControl Connect Pro Pack to enable connected functionality (3) Available to order from Q3 2016. Please contact your nearest Land Rover Retailer for further details. Meridian is a registered trademark of Meridian Audio Ltd.

**Information, Communication and Entertainment (continued)**

	OPTION CODE	SE	SE TECH	HSE DYNAMIC	HSE DYNAMIC LUX	AUTOBIOGRAPHY	HSE DYNAMIC (CONVERTIBLE)	HSE DYNAMIC LUX (CONVERTIBLE)	DESCRIPTION
InControl Touch Navigation	087AT	□	■	–	–	–	–	–	This feature is able to store information, make lane recommendations and operate in tunnels all whilst navigating you to your destination. Please refer to pages 34-37.
InControl Touch Pro Navigation (1)	087AU	□	□	■	■	■	■	■	Please refer to pages 34-37.
Head-up Display (4)	039IB	□*	□*	□	□	□	□	□	Please refer to page 29.
InControl Secure	011AE	□	□	□	□	■	■	■	Please refer to pages 34-37.
InControl Apps	025PA	□	□	□	□	■	■	■	Please refer to pages 34-37.
InControl Wi-Fi Hotspot (5) (6)	025RB	□	□	–	–	–	–	–	Please refer to pages 34-37.
InControl Pro Services (includes InControl Wi-Fi Hotspot) (6) (7)	025RC	□	□	□	□	■	■	■	Please refer to pages 34-37.
InControl Remote Premium (5)	011DA	□	□	□	□	■	■	■	Please refer to pages 34-37.

■ Standard □ Optional – Not Available

\*Only available in the Convenience Pack on SE and SE Tech.

(4) Only available with infrared reflective windscreen (5) Only available as part of the InControl Connect Pack or InControl Connect Pro Pack

(6) Only available as part of InControl Connect Pro Pack (7) Compatible SIM card and data contract required.

## OPTIONAL FEATURES

### Option Packs

	OPTION CODE	SE	SE TECH	HSE DYNAMIC	HSE DYNAMIC LUX	AUTOBIOGRAPHY	HSE DYNAMIC (CONVERTIBLE)	HSE DYNAMIC LUX (CONVERTIBLE)	DESCRIPTION
<b>Cold Climate Convenience Pack</b>	072BI	□	-	-	-	-	-	-	Consists of heated windscreen, heated windscreen washer jets and heated steering wheel.
<b>Advanced Driver Assistance Pack</b>	086JA	-	□	□	-	-	□	-	Consists of Full Park Assist, 360° Parking Aid (when InControl Touch Pro selected), Lane Keep Assist with Driver Condition Monitor and Traffic Sign Recognition, Rear View Camera (on SE Tech only), Surround Camera System (on HSE Dynamic only), and Blind Spot Monitoring and Traffic Detection (HSE Dynamic only).
<b>Black Design Pack</b>	032EI	-	-	□	□	-	□	□	Consists of front fog lights, headlights and tail lights with Darkened finish, Narvik Black front and rear tow eye trim finisher, Narvik Black front grille surround, Black exhaust finishers, Narvik Black Range Rover script (bonnet and tailgate) and 20" Satin Black wheels.
<b>Graphite Design Pack</b>	032IK	-	-	-	-	□	-	-	Consists of front fog lights, headlights and tail lights with Darkened finish, Black contrast roof, Narvik Black Range Rover script on bonnet and tailgate, Black exhaust finishers, Narvik Black Range Rover script (bonnet and tailgate), Dorchester Grey front grille surround, Dorchester Grey front and rear tow eye trim finisher and 20" Satin Technical Grey finish wheels. Narvik Black front grille, bonnet louvres, fender vent blades, mirror caps and tailgate finisher.

□ Optional – Not Available.

WhiteFire® is a registered trademark of Unwired Technology LLC and any use of such marks by Land Rover is under licence.  
Meridian is a registered trademark of Meridian Audio Ltd.

**Option Packs (continued)**

	OPTION CODE	SE	SE TECH	HSE DYNAMIC	HSE DYNAMIC LUX	AUTOBIOGRAPHY	HSE DYNAMIC (CONVERTIBLE)	HSE DYNAMIC LUX (CONVERTIBLE)	DESCRIPTION
<b>Technology Pack</b>	074PK	<input type="checkbox"/>	<input type="checkbox"/>	<input type="checkbox"/>	-	-	<input type="checkbox"/>	-	For SE and SE Tech, pack consists of: Keyless Entry, Powered gesture tailgate, InControl Touch Pro Navigation, InControl Touch Pro with 10" Touchscreen and Meridian™ Sound System 380W with 10 speakers plus subwoofer and CD/DVD player. For HSE Dynamic, pack consists of: Keyless entry, Powered gesture tailgate (not for Convertible), Surround Camera System and Adaptive LED headlights with LED signature lighting.
<b>InControl Connect Pack (1)</b>	011CA	<input type="checkbox"/>	<input type="checkbox"/>	-	-	-	-	-	Consists of Wi-Fi Hotspot, InControl Apps and Remote Premium for warranty period.
<b>InControl Connect Pro Pack (2) (3)</b>	011CB	<input type="checkbox"/>	<input type="checkbox"/>	<input type="checkbox"/>	<input type="checkbox"/>	■	■	■	Consists of InControl Pro Services for warranty period, InControl Apps and Remote Premium for warranty period.
<b>Convenience Pack (4)</b>	017FI	<input type="checkbox"/>	<input type="checkbox"/>	<input type="checkbox"/>	-	-	<input type="checkbox"/>	-	Consists of Keyless Entry, Powered gesture tailgate (not available on Convertible), Head-up Display and infrared reflective windscreen.
<b>Luxury Seating Pack</b>	074RX	-	-	<input type="checkbox"/>	<input type="checkbox"/>	-	<input type="checkbox"/>	<input type="checkbox"/>	Consists of heated and cooled front and heated rear seats (heated rear seats not available on Convertible), 14-way electric massage front seats with memory and full Oxford leather interior.

■ Standard □ Optional - Not Available.

(1) Only available with InControl Touch (2) Only available with InControl Touch Pro (3) No cost option on HSE Dynamic and HSE Dynamic Lux (4) Requires InControl Touch Navigation on SE.

WhiteFire® is a registered trademark of Unwired Technology LLC and any use of such marks by Land Rover is under licence.  
Meridian is a registered trademark of Meridian Audio Ltd.

# 3

Now you have chosen your Range Rover Evoque model, you can select your exterior paint colour. From rich, deep lustres to incandescent metallic patinas, our paints incorporate the latest in pigment technologies. Our solid paints produce a deep flat colour. Our metallics deliver a sparkle finish that is sure to catch the eye. And our premium metallic paints enhance both the colour and the intensity of the sparkle or sleek metallic finish to give your vehicle even more presence.

## Fuji White (solid)

Optional Contrast Roof Colour

Black      Grey



## Yulong White (metallic)

Optional Contrast Roof Colour

Black      Grey



## Indus Silver (metallic)

Optional Contrast Roof Colour

Black      Grey



## Baltoro Ice (metallic)

Optional Contrast Roof Colour

Black      Grey





Corris Grey (metallic)  
Optional Contrast Roof Colour  
Black



Kaikoura Stone (metallic)  
Optional Contrast Roof Colour  
Black      Grey



Scotia Grey (metallic)  
Optional Contrast Roof Colour  
Black



Aintree Green (metallic)  
Optional Contrast Roof Colour  
Black      Grey



Loire Blue (metallic)

Optional Contrast Roof Colour

Black

Grey



Santorini Black (metallic)

Optional Contrast Roof Colour

Grey



Firenze Red (metallic)

Optional Contrast Roof Colour

Black

Grey



Phoenix Orange (premium metallic)\*

Optional Contrast Roof Colour

Black



Silicon Silver (premium metallic)

Optional Contrast Roof Colour  
Black



Aruba (premium metallic)

Optional Contrast Roof Colour  
Black      Grey



Waitomo Grey (premium metallic)

Optional Contrast Roof Colour  
Black




Carpathian Grey (premium metallic)

Optional Contrast Roof Colour  
Black      Grey



Farallon Black (premium metallic)

Optional Contrast Roof Colour  
Grey



# 4



17" 10 SPOKE  
'STYLE 105'



18" 5 SPLIT-SPOKE  
'STYLE 506'



18" 7 SPOKE  
'STYLE 706'



19" 10 SPOKE  
'STYLE 103'



19" 10 SPOKE  
'STYLE 103'  
WITH DIAMOND TURNED FINISH



19" 10 SPOKE  
'STYLE 103'  
WITH TECHNICAL GOLD FINISH\*



19" 7 SPLIT-SPOKE  
'STYLE 707'



20" 5 SPLIT-SPOKE  
'STYLE 508'



20" 5 SPLIT-SPOKE  
'STYLE 508'  
WITH SATIN BLACK FINISH\*\*

	OPTION CODE	SE	SE TECH	HSE DYNAMIC	HSE DYNAMIC LUX	AUTOBIOGRAPHY	HSE DYNAMIC (CONVERTIBLE)	HSE DYNAMIC LUX (CONVERTIBLE)
<b>WHEELS</b>								
17" 10 spoke 'Style 105'	029QL	□	□	□	□	-	□	□
18" 5 split-spoke 'Style 506'	029TD	■	□	-	-	-	-	-
18" 7 spoke 'Style 706'	029XS	□	■	-	-	-	-	-
19" 10 spoke 'Style 103'	029TE	□	□	-	-	-	-	-
19" 10 spoke 'Style 103' with Diamond Turned finish	029TF	□	□	□	□	-	□	□
19" 10 spoke 'Style 103' with Technical Gold finish*	VPLW0113	□	□	□	□	□	□	□
19" 7 split-spoke 'Style 707'	029XU	-	□	□	□	-	□	□
20" 5 split-spoke 'Style 508'	029VY	-	□	□	□	-	□	□
20" 5 split-spoke 'Style 508' with Satin Black finish**	029VX	-	-	□	□	-	□	□

■ Standard □ Optional - Not Available.

\*Accessory wheels must be selected with either a standard or optional wheel and incur an additional cost \*\*Only available as part of the Black Design Pack  
†Only available as part of the Graphite Design Pack ‡Not available with Tyre Repair System.



20" FORGED 6 SPOKE  
'STYLE 601'  
WITH VIBRATION POLISHED FINISH



20" 5 SPLIT-SPOKE  
'STYLE 504'



20" 5 SPLIT-SPOKE  
'STYLE 504'  
WITH SHADOW CHROME FINISH



20" 5 SPLIT-SPOKE  
'STYLE 504'  
WITH TECHNICAL GOLD FINISH\*



20" FORGED 9 SPOKE  
'STYLE 901'  
WITH FUJI WHITE FINISH\*



20" 9 SPOKE  
'STYLE 901'  
WITH POLISHED SILVER FINISH



20" 5 SPLIT-SPOKE  
'STYLE 527'  
WITH DIAMOND TURNED  
AND LIGHT SILVER CONTRAST  
PAINTED FINISH


























20" 5 SPLIT-SPOKE  
'STYLE 527'  
WITH SATIN GREY TECHNICAL FINISH†

	OPTION CODE	SE	SE TECH	HSE DYNAMIC	HSE DYNAMIC LUX	AUTOBIOGRAPHY	HSE DYNAMIC (CONVERTIBLE)	HSE DYNAMIC LUX (CONVERTIBLE)
<b>WHEELS</b>								
20" forged 6 spoke 'Style 601' with Vibration Polished finish	029TG	-	□	□	□	-	□	□
20" 5 split-spoke 'Style 504'	029PP	□	□	■	■	-	■	■
20" 5 split-spoke 'Style 504' with Shadow Chrome finish	029QF	□	□	□	□	-	□	□
20" 5 split-spoke 'Style 504' with Technical Gold finish*	VPLW0114	□	□	□	□	□	□	□
20" forged 9 spoke 'Style 901' with Fuji White finish*	VPLW0074	□	□	□	□	□	□	□
20" 9 spoke 'Style 901' with Polished Silver finish	029MY	-	-	□	□	-	□	□
20" 5 split-spoke 'Style 527' with Diamond Turned and Light Silver contrast painted finish	029TR	-	-	-	-	■	-	-
20" 5 split-spoke 'Style 527' with Satin Technical Grey finish†	029TS	-	-	-	-	□	-	-
18" temporary spare wheel and toolkit†	029NZ	□	□	□	□	□	□	□

# 5
























## CHOOSE YOUR INTERIOR COLOUR COMBINATIONS

Now you have chosen your model, you can use this table to select the perfect combination of interior and exterior colour.

	(A)		(B)	(C)	
COLOURWAYS	EBONY / EBONY (page 90)			ALMOND / ESPRESSO (page 90)	CIRRUS / LUNAR (page 90)
<b>INTERIOR COLOUR</b>					
Seat colour	Ebony	Ebony with Lunar stitch	Ebony with Ivory stitch	Almond	Cirrus
Carpet	Ebony	Ebony	Ebony	Espresso	Lunar
<b>MODEL</b>					
SE (grained leather)	TIF	-	-	TIG	TIH
SE Tech (grained leather)	-	-	-	TIG	TIH
SE Tech (perforated grained leather)	-	TTC	-	-	-
HSE Dynamic (perforated Oxford leather)	-	-	-	-	SBI
HSE Dynamic (perforated Oxford Dynamic design leather)	-	TTE	-	-	-
HSE Dynamic (perforated full Oxford Dynamic design leather)	-	TTN	-	-	-
HSE Dynamic Lux (perforated Oxford leather)	-	-	-	-	SBI
HSE Dynamic Lux (perforated Oxford Dynamic design leather)	-	TTE	-	-	-
HSE Dynamic Lux (perforated full Oxford Dynamic design leather)	-	TTN	-	-	-
Autobiography (perforated full Oxford leather)	-	-	TTR	-	TTT
<b>CENTRE CONSOLE FINISHER / HORIZONTAL TRIM FINISHER</b>					
 Satin Brushed Aluminium trim finisher (1)	○	○	○	○	○
 Textured Aluminium trim finisher (2)	-	○	-	-	○
 Gloss Black Strata veneer (3)	-	○	○	-	○
 Botanical Aluminium trim finisher (4)	-	-	○	-	○
 Dark Grey Oak Wood veneer (4)	-	-	○	-	○
 Figured Macassar Wood veneer (5)	○	-	○	○	○
<b>EXTERIOR COLOUR</b>					
 Fuji White	○	○	○	▲	○
 Yulong White	▲	▲	▲	○	▲
 Indus Silver	○	○	○	○	▲
 Baltoro Ice	○	○	○	○	○
 Corris Grey	▲	▲	▲	○	▲
 Kaikoura Stone	○	○	○	○	○
 Scotia Grey	○	▲	○	○	○
 Aintree Green	○	○	○	○	○
 Loire Blue	○	○	○	○	▲
 Santorini Black	○	▲	▲	○	○
 Firenze Red	○	▲	○	○	○
 Phoenix Orange	-	▲	▲	○	○
 Silicon Silver	○	▲	▲	○	○
 Aruba	○	○	○	○	▲
 Waitomo Grey	○	○	○	▲	○
 Carpathian Grey	○	○	○	○	▲
 Farallon Black	○	○	○	○	○




















▲ Combination is Designer's Choice ○ Combination is Available - Not Available.

The above table is designed as a guide. Please contact your nearest Land Rover Retailer for more information.

	(D)	(E)	(F)	(G)	(H)	(I)	(J)	(K)
COLOURWAYS	LUNAR / IVORY (page 91)	IVORY / EBONY (page 91)	PIMENTO / EBONY (page 91)	TAN / EBONY (page 91)	LUNAR / ICE (page 92)	IVORY / ESPRESSO (page 92)	ESPRESSO / IVORY (page 92)	IVORY / DARK CHERRY (page 92)
<b>INTERIOR COLOUR</b>								
Seat colour	Ivory / Lunar	Ivory	Pimento / Ebony	Tan / Ebony	Ice / Ebony	Ivory with Espresso stitch	Ivory / Espresso	Ivory / Dark Cherry
Carpet	Lunar	Ebony	Ebony	Ebony	Lunar	Espresso	Espresso	Dark Cherry
<b>MODEL</b>								
SE (grained leather)	-	-	-	-	-	-	-	-
SE Tech (grained leather)	-	-	-	-	-	-	-	-
SE Tech (perforated grained leather)	TIP	-	-	-	-	-	-	-
HSE Dynamic (perforated Oxford leather)	-	SBJ	-	-	-	-	-	-
HSE Dynamic (perforated Oxford Dynamic design leather)	TTF	-	TTG	TTH	TTI	-	-	-
HSE Dynamic (perforated full Oxford Dynamic design leather)	TTJ	-	TTK	TTL	TTM	-	-	-
HSE Dynamic Lux (perforated Oxford leather)	-	SBJ	-	-	-	-	-	-
HSE Dynamic Lux (perforated Oxford Dynamic design leather)	TTF	-	TTG	TTH	TTI	-	-	-
HSE Dynamic Lux (perforated full Oxford Dynamic design leather)	TTJ	-	TTK	TTL	TTM	-	-	-
Autobiography (perforated full Oxford leather)	-	-	-	-	-	TTS	TTU	TUV
<b>CENTRE CONSOLE FINISHER / HORIZONTAL TRIM FINISHER</b>								
 Satin Brushed Aluminium trim finisher (1)	○	○	-	-	-	○	○	○
 Textured Aluminium trim finisher (2)	○	○	○	○	○	-	-	-
 Gloss Black Strata veneer (3)	○	○	○	○	○	○	○	○
 Botanical Aluminium trim finisher (4)	-	○	-	-	-	○	○	○
 Dark Grey Oak Wood veneer (4)	-	-	-	-	-	○	○	○
 Figured Macassar Wood veneer (5)	○	○	-	-	-	○	○	○
<b>EXTERIOR COLOUR</b>								
 Fuji White	▲	○	○	○	○	○	○	○
 Yulong White	○	○	▲	○	▲	○	○	○
 Indus Silver	○	○	○	○	○	○	○	○
 Baltoro Ice	○	○	○	-	▲	▲	▲	-
 Corris Grey	▲	○	○	○	▲	○	○	○
 Kaikoura Stone	○	▲	○	○	○	▲	▲	▲
 Scotia Grey	○	○	○	○	▲	○	○	○
 Aintree Green	○	○	○	○	○	▲	▲	-
 Loire Blue	○	○	○	○	○	○	○	○
 Santorini Black	○	▲	▲	▲	○	○	○	○
 Firenze Red	○	○	▲	-	○	○	○	○
 Phoenix Orange	○	○	○	○	-	○	○	-
 Silicon Silver	○	▲	○	○	○	○	○	○
 Aruba	▲	○	○	○	○	▲	▲	▲
 Waitomo Grey	○	○	○	▲	○	▲	▲	○
 Carpathian Grey	▲	○	○	○	▲	○	○	○
 Farallon Black	▲	○	○	○	▲	○	○	○

(1) Available on SE, SE Tech and Autobiography models only (2) Available on HSE Dynamic and HSE Dynamic Lux models only  
(3) Available on HSE Dynamic, HSE Dynamic Lux and Autobiography models only (4) Available on Autobiography models only  
(5) Available on SE, SE Tech and Autobiography models only.

## EXCLUSIVE TO CONVERTIBLE

	(A)	(D)	(F)	(G)	(H)
COLOURWAYS	EBONY / EBONY (page 90)	LUNAR / IVORY (page 91)	PIMENTO / EBONY (page 91)	TAN / EBONY (page 91)	LUNAR / ICE (page 92)
<b>INTERIOR COLOUR</b>					
Seat colour	Ebony with Lunar stitch	Ivory / Lunar	Pimento / Ebony	Tan / Ebony	Lunar / Ice
Carpet	Ebony	Lunar	Ebony	Ebony	Lunar
<b>MODEL</b>					
HSE Dynamic (perforated Oxford Dynamic design leather)	TTE	TTF	-	-	-
HSE Dynamic (perforated full Oxford Dynamic design leather)	TTJ	TTK	TTL	TTM	TTN
HSE Dynamic Lux (perforated Oxford Dynamic design leather)	TTE	TTF	-	-	-
HSE Dynamic Lux (perforated full Oxford Dynamic design leather)	TTJ	TTK	TTL	TTM	TTN
<b>CENTRE CONSOLE FINISHER / HORIZONTAL TRIM FINISHER</b>					
 Textured Aluminium trim finisher	○	○	○	○	○
 Gloss Black Strata veneer	○	○	○	○	○
<b>EXTERIOR COLOUR</b>					
 Fuji White	○	▲	○	○	○
 Yulong White	▲	○	▲	○	▲
 Indus Silver	○	○	○	○	○
 Baltoro Ice	○	○	○	-	▲
 Corris Grey	▲	▲	○	○	▲
 Kaikoura Stone	○	○	○	○	○
 Scotia Grey	▲	○	○	○	▲
 Aintree Green	○	○	○	○	○
 Loire Blue	○	○	○	○	○
 Santorini Black	▲	○	▲	▲	○
 Firenze Red	▲	○	▲	-	○
 Phoenix Orange	▲	○	○	○	-
 Silicon Silver	▲	○	○	○	○
 Aruba	○	▲	○	○	○
 Waitomo Grey	○	○	○	▲	○
 Carpathian Grey	○	▲	○	○	▲
 Farallon Black	○	▲	○	○	▲

▲ Combination is Designer's Choice ○ Combination is Available - Not Available.



## COLOUR CHOICES

Each interior colourway comes in up to two colour combinations. The image and table shown right detail where each colour of your chosen colourway is located within the cabin.



	1	2	3	4	5
COLOURWAYS	DOOR CASING INSERTS	DOOR ARMREST	FACIA TOPPER	DOOR LOWER	FACIA MID-SECTION
(A) Ebony / Ebony	Ebony	Ebony	Ebony	Ebony	Ebony
(B) Almond / Espresso	Espresso	Almond	Espresso	Almond	Almond
(C) Cirrus / Lunar	Cirrus*	Cirrus	Lunar	Lunar**	Lunar**
(D) Lunar / Ivory†	Ivory	Lunar	Lunar	Lunar	Lunar
(E) Ivory / Ebony	Ivory	Ivory	Ebony	Ebony	Ebony
(F) Pimento / Ebony	Pimento	Ebony	Ebony	Ebony	Ebony
(G) Tan / Ebony	Tan	Ebony	Ebony	Ebony	Ebony
(H) Lunar / Ice	Ice	Lunar	Lunar	Lunar	Lunar
(I) Ivory / Espresso	Espresso	Ivory	Espresso	Ivory	Ivory
(J) Espresso / Ivory	Espresso	Ivory	Espresso	Ivory	Ivory
(K) Ivory / Dark Cherry	Dark Cherry	Ivory	Dark Cherry	Ivory	Ivory

\*Changes to Lunar for Autobiography models only \*\*Changes to Cirrus for Autobiography models only  
†When Lunar/Ivory is selected with extended leather pack, door casing inserts and instrument panel mid and lower is Lunar and door lower is Ivory.

## AVAILABLE INTERIOR COLOUR COMBINATIONS

The cabin in Range Rover Evoque embodies the finest of contemporary living. The warmth of wood veneers, superb metal finishes and soft leathers combine to create a sense of home. The attention to detail is everywhere you look and in everything you touch. A wide range of colourways and seat materials are available to suit all tastes.

- A** **Ebony / Ebony** (available on SE, SE Tech, HSE Dynamic, HSE Dynamic Lux and Autobiography)



Interior shown: SE grained leather.

- B** **Almond / Espresso** (available on SE and SE Tech)



Interior shown: SE grained leather.

- C** **Cirrus / Lunar** (available on SE, SE Tech, HSE Dynamic, HSE Dynamic Lux and Autobiography)



Interior shown: SE grained leather.

**D Lunar / Ivory** (available on SE Tech, HSE Dynamic and HSE Dynamic Lux)



Interior shown: SE Tech grained leather.

**E Ivory / Ebony** (available on HSE Dynamic and HSE Dynamic Lux)



Interior shown: HSE Dynamic Oxford leather.

**F Pimento / Ebony** (available on HSE Dynamic and HSE Dynamic Lux)



Interior shown: HSE Dynamic Oxford leather.

**G Tan / Ebony** (available on HSE Dynamic and HSE Dynamic Lux)



Interior shown: HSE Dynamic Oxford leather.

**H Lunar / Ice** (available on HSE Dynamic and HSE Dynamic Lux)



Interior shown: HSE Dynamic Oxford leather.

**I Ivory / Espresso** (available on Autobiography only)



Interior shown: Autobiography Oxford leather.

**J Espresso / Ivory** (available on Autobiography only)



Interior shown: Autobiography Oxford leather.

**K Ivory / Dark Cherry** (available on Autobiography only)



Interior shown: Autobiography Oxford leather.

## INTERIOR FINISHERS


Now you have chosen your interior colour combination, choose one of six interior finishers. For full availability and designer's choices, please see the colour and trim matrix on pages 86-88.



Satin Brushed Aluminium



Botanical Aluminium



Textured Aluminium



Gloss Black Strata\*



Dark Grey Oak Wood\*



Figured Macassar Wood\*

\*When these horizontal trim finishers are selected the centre console finisher will become Satin Brushed Aluminium.

# 6

## LAND ROVER APPROVED ACCESSORIES



Range Rover Evoque is so capable and adaptable it can get straight to work across a huge variety of vastly differing conditions and roles. Even so, some owners want to add their own stamp of individuality by tailoring their Range Rover Evoque to their specific needs with a range of stylish, practical accessories that are tough, versatile and bring an opportunity for personalisation.

Importantly, these accessories can be added at any stage during the vehicle's life – not just when it's new. Naturally, Land Rover Approved Accessories are designed, tested and manufactured to the same exacting standards as the original equipment fitted to your vehicle.

DESIGN



**Side Tubes – Bright finish\***  
VPLVP0184 – SE and SE Tech  
VPLVP0202 – HSE Dynamic, HSE Dynamic Lux and Autobiography  
VPLVP0229 – Convertible

Highly Polished Stainless Steel side tubes provide an off-road inspired appearance, designed to complement the vehicle's exterior design.



**Fixed Side Steps\*\*†**  
VPLVP0225 – SE and SE Tech  
VPLVP0208 – HSE Dynamic, HSE Dynamic Lux and Autobiography

Complete with a rubber tread mat and Brushed Stainless Steel trim, the fixed side steps provide easy access/exit to the vehicle's cabin and aids access to the roof. With embossed Range Rover branding, exterior Bright work and Bright anodised aluminium edge trim finish, they complement vehicle exterior design cues.



**Alloy Wheel**  
VPLVW0113 – 19" 10 spoke 'Style 103' with Technical Gold finish\*\*

Personalise your vehicle with a selection of alloy wheels featuring a wide range of contemporary and dynamic designs.



**Illuminated Sill Treadplates**  
VPLVS0078AAM – Espresso† (Coupé)  
VPLVS0314AAM – Espresso† (Five-door)  
VPLVS0078LAA – Lunar (Coupé)  
VPLVS0314LAA – Lunar (Five-door)

Driver and passenger's front door sill treadplates add character to the vehicle and protect the sill trim from scuffs and scrapes. Co-ordinates with your vehicle's interior and subtly illuminates Range Rover script when the front doors are open.



**Personalised Sill Treadplates†**  
Personalised illuminated treadplates allow you to choose a personalised message using an approved set of fonts/typefaces which will be highlighted in White illumination when the front doors are open.

**Union Jack Treadplates (not shown)**  
Co-ordinates with your vehicle's interior and the Union Jack adds a distinctly British style.



**Sport Pedal Covers**  
VPLHS0044 – Automatic (shown above)  
VPLHS0045 – Manual  
VPLVS0177 – Sport Footrest – Automatic

Stainless Steel Bright finish sports pedal covers are easy to fit and feature hidden fixings for a clean finish. Complementing the sports pedals, the footrest is manufactured from Stainless Steel and features a Satin finish.

\*Fitting of side steps or side tubes may effect the off-road capability of the vehicle \*\*Rim only. Centre caps available separately  
†Not available on Convertible ‡Please contact your nearest Land Rover Retailer for feature availability.  
Please note all images in the accessory section are representative of the features advertised not vehicle specification.

## TOURING



**Luggage Roof Box\*<sup>Δ</sup>**  
VPLVR0062

Roof mounted luggage box with Gloss Black finish. Opens from both sides and is lockable for security. Includes power-grip mounting for easy and quick fixing to the roof bars. External dimensions: 1,750mm long, 820mm wide, 450mm high. Volume 410 litres. Maximum payload 75kg.\*\*



**Luggage Carrier\*<sup>Δ</sup>**  
LR006848

Flexible rack system to facilitate roof carrying. Offers up to a 75kg load carrying capacity. Maximum payload 62.6kg.



**Loadspace Rails<sup>Δ</sup>**  
VPLVS0102  
**Loadspace Retention Kit\*<sup>Δ</sup>**  
VPLCS0324

The loadspace retention kit consists of a pack of attachments that fix into the loadspace rails via a quick lock/quick release system to help provide a comprehensive and flexible solution for retaining luggage and other items within the loadspace. The attachment pack includes a retractable strap with inertia reel and telescopic rod.



**Detachable Tow Bar**  
VPLVT0166

The detachable tow bar system is easily removed to give the vehicle a clean look and can tow a trailer with a 2,000kg (1,500kg on Convertible) load capacity. Lockable for security.



**Fixed Height Flanged Tow Bar**  
VPLVT0170

Range Rover Evoque bolt-on flanged tow ball system with a 2,000kg (1,500kg on Convertible) load capacity.



**Towing Electrics - 13 Pin<sup>†</sup>**  
VPLHT0061

European-style towing electrics, capable of supplying all trailer rear lighting and interior equipment power. 13 pin socket kit complete with all fixings.



SPORTING



**Roof Rails\*<sup>Δ</sup>**  
VPLVR0085 – Silver finish                      VPLVR0086 – Black finish

Roof rails facilitate easy fitment of cross bars for roof carrying. Pre-set positioning points ensure cross bars are fixed in optimum position for weight distribution and dynamics. Vehicle height when fitted: Coupé 1,609mm/Five-door 1,640mm. Maximum permissible load capacity 71.8kg.

**Trim Finishers**  
VPLVR0090 - Black Panoramic Roof                      VPLVR0089 - Silver Panoramic Roof  
VPLVR0087 - Black Solid Roof                      VPLVR0088 - Silver Solid Roof




**Cross Bars\*<sup>Δ</sup>**  
VPLVR0073

Silver finish, adjustable position cross bars for vehicles fitted with roof rails. Aerodynamic profile designed to minimise drag and noise. Lockable for security and incorporating a T-slot to carry the Land Rover roof mounted accessory range. Vehicle height when fitted: Coupé 1,697mm/Five-door 1,720mm. Maximum permissible load capacity 71.8kg.\*\*



**Aqua Sports Carrier\*<sup>Δ</sup>**  
VPLGR0107 – Single  
VPLWR0099 – Twin (shown above)

Aqua Sports Carrier can be used to transport a variety of aqua sport gear feature includes lockable multipurpose holder to carry a mast, oars or paddles. Tilts to facilitate easy loading/ unloading. Features lockable straps and rubber supports to maintain optimum weight distribution whilst protecting the equipment and vehicle from scratches/ scuffs.



**Ski / Snowboard Carrier\*<sup>Δ</sup>**  
LR006849

Carries four pairs of skis or two snowboards and incorporates slider rails for easy loading, is also lockable for security. Maximum payload 36kg.\*\*

**Ski Bag**  
VPLGS0166

The Land Rover padded ski/ snowboard bag carries up to two pairs of skis and poles up to 180cm long. It is manufactured from durable 600D polyester and features removable shoulder straps.



**Tow Bar Mounted Bike Carrier\*<sup>Δ</sup>**  
VPLVR0066 – Two Bike Carrier  
VPLVR0068 – Three Bike Carrier

The tow bar mounted bike carrier features a one hand, quick attach/release tow bar coupling mechanism and can be tilted away from the vehicle, by use of a foot pedal, to allow easy access into the rear tailgate. The tailgate can be opened with carrier in deployed/folded position. Manufactured from aluminium and other lightweight materials, the bike carrier also features a rear lighting and licence plate mount and it is lockable for security. The carrier has a folding/sliding mechanism to allow ease of stowage when not in use. A holder and ratchet function ensure bicycles are safely secured. Maximum load capacity 40kg.



**Luggage Partition Full Height\***  
VPLVS0221 – Coupé  
VPLVS0220 – Five-door

Designed to prevent luggage from entering the passenger compartment. Easily removed. Complies with ECE-17 regulation.

\*Requires loadspace rails – VPLVS0102 for fitting  
\*Not suitable for caravans, trailers or lighting boards fitted with rear mounted LED light kits    <sup>Δ</sup>Not available on Convertible.

## OUTDOOR



**Flexible Loadspace Protector<sup>†</sup>**  
VPLVS0090

Heavy duty flexible fabric helps protect loadspace up to window height and covers loadspace floor with second row seat backs covered. Includes general purpose gloves.



**Loadspace Rubber Mat**  
VPLVS0091 – Coupé and Five-door  
VPLVS0304 – Convertible

Black, waterproof loadspace rubber mat with retaining lip. Offers protection of the loadspace floor.



**Protective Rear Seat Cover**  
VPLVS0312

Protects both the rear seat bench and door linings from wet and dirt.



**Mudflaps**  
Front\*  
VPLVP0065 – SE and SE Tech  
VPLVP0066 – HSE Dynamic, HSE Dynamic Lux and Autobiography

Mudflaps are a popular upgrade for reducing spray and ensuring paintwork is protected from debris and dirt. Designed to complement vehicle exterior design.



**Rear\*\***  
VPLVP0069 – SE and SE Tech  
VPLVP0070 – HSE Dynamic, HSE Dynamic Lux and Autobiography



**Rubber Mat Set**  
LR045096 – Coupé and Five-door  
VPLVS0310 – Convertible  
Rubber footwell mats help provide protection from general dirt.

**Union Jack Style Rubber Mat Set**  
(not shown)  
VPLVS0307 – Coupé and Five-door  
VPLVS0309 – Convertible

The Range Rover Evoque Union Jack rubber mats add a unique character to your vehicle and help protect the driver and passenger footwell carpet.



**Front Waterproof Seat Covers with Standard Headrest\***  
VPLVS0070PVJ – Ebony (Coupé)  
VPLVS0071PVJ – Ebony (Five-door)  
VPLVS0070SVA – Almond (Coupé)  
VPLVS0071SVA – Almond (Five-door)

Protect the seats from wet, dirty clothes as well as general wear and tear. Simple to fit and fully machine washable. Seat covers have been treated to meet automotive flammability standards.

OTHER



**Carbon Fibre Mirror Covers**  
VPLVB0145  
Stunning high grade Carbon Fibre mirror covers, with a High Gloss finish, provide a performance-inspired premium design update.

**Union Jack Mirror Covers**  
(not shown)  
VPLVB0249 – Colour  
VPLVB0248 – Monochrome  
Union Jack mirror covers accentuate the dynamic design of the exterior mirrors, adding a unique British style.



**Carbon Fibre Side Vents**  
VPLVB0112  
High grade Carbon Fibre side power vents with a High Gloss finish provide a performance-inspired design upgrade.



**Carbon Fibre Bonnet Louvres\***  
VPLVB0113  
Stunning high grade Carbon Fibre bonnet louvres provide a performance-inspired design enhancement to accentuate the distinctive Range Rover Evoque profile.



**Luxury Carpet Mat Set**  
VPLAS0201PVJ – Ebony (shown above)  
VPLAS0201AAM – Espresso\*  
VPLAS0201LAA – Lunar  
Luxurious, 2,050g/m<sup>2</sup> deep pile carpet mat set with waterproof backing.



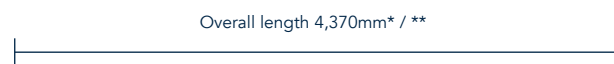
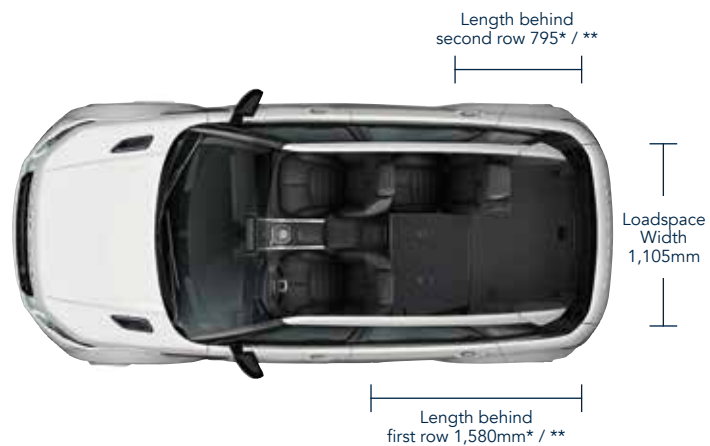
**Sunshade\***  
**Side Windows**  
VPLVS0321 – Coupé  
VPLVS0322 – Five-door  
**Rear Tailgate**  
VPLVS0320 – Coupé and Five-door (shown above)  
Easy to install or remove these sun blinds provide increased comfort helping to protect the interior from heat and glare of the sun.



**Gearshift Paddles**  
VPLVS0187MMU – Aluminium  
VPLVS0187CAY – Red  
Complete the look and feel of your steering wheel with premium aluminium paddles. Gearshift paddles are machine polished, anodised and hand brushed to provide exceptional wear resistance with a premium finish.

\*Only available on models with Bonnet Louvres fitted as standard.

## DIMENSIONS AND CAPABILITIES



### Standard Ride Height

With roof antenna 1,625mm\* / 1,660mm\*\*

### Headroom

Maximum front headroom (without panoramic roof) 965mm\* / 990mm\*\*  
 Maximum front headroom (with panoramic roof) 995mm\* / 1,025mm\*\*  
 Rear headroom (without panoramic roof) 945mm\* / 965mm\*\*  
 Rear headroom (with panoramic roof) 970mm\* / 1,010mm\*\*

### Loadspace Capacity

Rear seats upright  
 Height 840mm\* / 870mm\*\* Width 1,105mm  
 Loadspace volume 550 litres\* / 575 litres\*\*  
 Loadspace width between arches 1,000mm  
 Rear seats down  
 Loadspace volume 1,350 litres\* / 1,445 litres\*\*  
 Maximum box size (width x height)  
 900mm x 620mm\* / 900mm x 625mm\*\*

### Obstacle Clearance

Standard ride height 212mm

### Turning Circle

Kerb-to-kerb 11.3m  
 Turns lock-to-lock 2.31

### Wading Depth

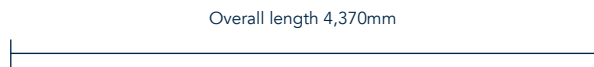
Maximum wading depth 500mm

Width 1,980mm\* / 1,985mm\*\* mirrors folded  
 Width 2,085mm\* / 2,090mm\*\* mirrors out



	A	B	C
Ride Height	Standard		
Approach Angle	25°/18.5°†		
Ramp Angle		22°	
Departure Angle			33°/30°†





**Standard Ride Height**

With roof up 1,609mm

**Headroom**

Maximum front headroom 976mm  
Rear headroom 965mm

**Legroom**

Maximum front legroom 1,095mm  
Maximum rear legroom 866mm

**Loadspace Capacity**

Rear seats upright  
Height 403mm Width 1,105mm  
Loadspace volume 251 litres  
Maximum box size (width x height)  
1,004mm x 446mm

**Obstacle Clearance**

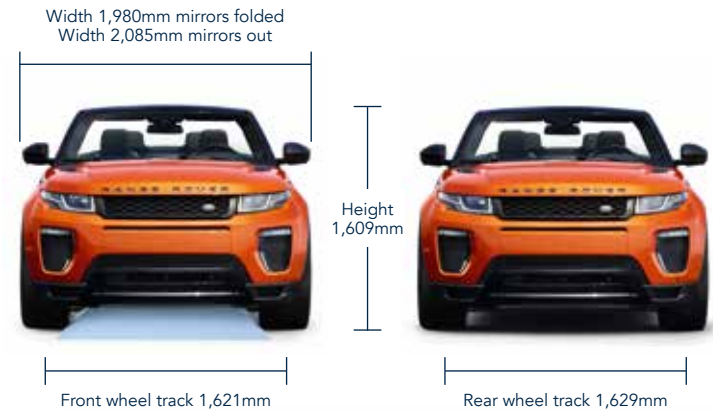
Standard ride height 208mm

**Turning Circle**

Kerb-to-kerb 11.3m  
Turns lock-to-lock 2.31

**Wading depth**

Maximum wading depth 500mm



Ride Height	A	B	C
Standard	Approach Angle	Ramp Angle	Departure Angle
	19°	18,9°	31°





TECHNICAL SPECIFICATION, PERFORMANCE AND KEY DATA

	DIESEL			PETROL
	2.0L eD4	2.0L TD4		2.0L Si4
	MANUAL 150 E-CAPABILITY	MANUAL 180	AUTOMATIC 180	AUTOMATIC 240
<b>POWER (hp)</b>				
<b>ENGINE DATA</b>				
Bore (mm)	83	83	83	87.5
Stroke (mm)	92.35	92.35	92.35	83.1
Compression ratio (:1)	15.5	15.5	15.5	10
<b>BRAKES</b>				
Front type	Ventilated disc	Ventilated disc	Ventilated disc	Ventilated disc
Front diameter (mm)	300	325	325	325
Rear type	Solid disc	Solid disc	Solid disc	Solid disc
Rear diameter (mm)	317	317	317	317
Park brake	Electric Park Brake (EPB) integrated into brake caliper	Electric Park Brake (EPB) integrated into brake caliper	Electric Park Brake (EPB) integrated into brake caliper	Electric Park Brake (EPB) integrated into brake caliper
<b>WEIGHTS (kg) (Coupé and Five-door/Convertible)</b>				
Weight from	1,543	1,655	1,674 / 1,967	1,655 / 1,936
Maximum laden weight	2,275	2,350	2,350 / 2,475	2,350 / 2,410
Maximum mass on each axle (front)	1,300	1,300	1,300 / 1,370	1,300 / 1,300
Maximum mass on each axle (rear)	1,145	1,145	1,145 / 1,190	1,145 / 1,160
<b>TOWING (kg) (Coupé and Five-door/Convertible)</b>				
Unbraked trailer	750	750	750 / 750	750 / 750
Maximum towing	1,500	1,800	2,000 / 1,500	1,800 / 1,500
Maximum coupling point / nose weight	150	150	150 / 100	150 / 100
Maximum vehicle and trailer combination / Gross train weight	3,775	4,150	4,350 / 3,975	4,150 / 3,910
<b>ROOF CARRYING (kg)*</b>				
Maximum roof load (including roof rails)	75	75	75	75
<b>PERFORMANCE (Coupé and Five-door/Convertible)</b>				
Maximum speed (mph)	113	124	121	135 / 130
Acceleration (secs) 0-60mph	10.6	9.5	8.5 / 9.7	7.1 / 7.8
Fuel tank capacity – usable (litres)	54	54	54 / 54	68.5 / 68.5
Diesel Particulate Filter (DPF)	■	■	■	–

■ Standard – Not Available.

\*Not applicable to Convertible.

Vehicle shown left is HSE Dynamic Convertible in Phoenix Orange with Black Design Pack.

## A WORLD OF LAND ROVER



### LAND ROVER EXPERIENCE

Ever since its inception, Land Rover has been ready for anything. Its legendary capability has seen it tackle the most demanding of terrains, in the most difficult conditions. Its versatile interior has become synonymous with comfort and greater loadspace. And its 'can do' attitude has made it the most welcome of vehicles across the globe.

You can be part of the Land Rover story at one of our Land Rover Experience Centres. You can see how each and every one of these iconic vehicles is built. You can take one out onto off-road tracks where your driving skills will be put to the test. Or you can go even further on one of our Adventure Travel holidays to such countries as Tanzania, Iceland or Morocco.

Adventure awaits.

For more information, visit  
[landrover.co.uk/experiences](http://landrover.co.uk/experiences)



### LAND ROVER ONELIFE

Onelife, the award-winning Land Rover magazine, is published twice a year and reaches customers in 40 countries. Each issue is filled with the latest Land Rover news and vehicles, insights into the technology and design that shape each vehicle, inspirational journeys and opinions from international experts.



### LAND ROVER FINANCIAL SERVICES

Getting the keys to your very own Land Rover has never been so simple. And it's more affordable than you might think. New or used, for personal or business use, we have an option that puts you in complete control. Please speak to your nearest Land Rover Retailer to find out more.

### FLEET & BUSINESS

Land Rover is dedicated to being the premium manufacturer of choice for fleets and businesses, by providing a highly attractive range of vehicles and exemplary customer service.

Distinctive, capable and versatile, all Land Rover vehicles deliver low total cost of ownership through strong residual values, competitive service, maintenance and repair costs, and impressive fuel economy and CO<sub>2</sub> emissions.

We are also committed to providing a totally customer-focused aftersales service, which will ensure every Land Rover vehicle is kept on the road and in top condition, in the easiest and most cost-efficient way for businesses.

For more information, visit  
[landrover.co.uk/fleet-and-business](http://landrover.co.uk/fleet-and-business)





## LAND ROVER COLLECTION

The vehicle is just the beginning. The latest Land Rover Collection is now available for you to discover.

A meticulous attention to detail doesn't stop with our vehicles. You'll find the same level of craftsmanship in all of our clothing, travel items and premium gift ideas. So whether you're shopping for yourself or a loved one, you know the quality is assured.

The Land Rover Collection includes ladies and gents clothing, an extensive range of small leather goods such as wallets, portfolios, iPad and iPhone cases along with briefcases and weekender bags. A range of cufflinks and ladies silk scarves add a luxury feel to the collection. There's a kids collection too, with colourful fun clothing, caps and replica model vehicles for them to enjoy.

Please contact your nearest Land Rover Retailer for more information.



## ROADSIDE ASSISTANCE

Land Rover Assistance provides assistance in motoring emergencies, from immobilisation due to breakdown or accident to minor problems such as punctures. You can rely on our roadside assistance, whatever the situation, wherever you happen to be.

For further details please consult your Warranty Benefits handbook, contact your nearest Land Rover Approved Service Centre or visit [landrover.co.uk/owners](http://landrover.co.uk/owners)

**IMPORTANT NOTICE:** Jaguar Land Rover Limited is constantly seeking ways to improve the specification, design and production of its vehicles and alterations take place continually. Whilst every effort is made to produce up to date literature, this brochure should not be regarded as an infallible guide to current specifications, nor does it constitute an offer for the sale of any particular vehicle. Distributors and Retailers are not agents of Jaguar Land Rover Limited by any express or implied undertaking or representation.

All Land Rover Approved Accessories fitted by a Land Rover Retailer within one month or 1,000 miles/1,600 kilometres (whichever occurs first) of the handover of a new registered vehicle will benefit from the same warranty terms and period of cover as the vehicle warranty. Accessories purchased outside of these parameters will be subject to a 12 month unlimited mileage warranty. All Land Rover Approved Accessories are rigorously tested to the same exacting standards as those applied to our vehicles. Performance in extreme hot and cold temperatures, corrosion resistance, impact and airbag deployment highlight some of the exhaustive product testing carried out to ensure accessories are both durable and importantly, continue to comply with current legislation. Some of the accessories featured are not available on all models. Please consult your nearest Land Rover Retailer for more information.

All our accessories are designed to be an integral part of Land Rover vehicles. While many items such as roof carriers are simple to fit, some products require specialist tools and diagnostic equipment to ensure correct integration with the vehicle structure and electrical systems. These products vary from market to market, please consult your Land Rover Retailer who will be pleased to advise you on current specifications and any query you may have.

The colours reproduced here are subject to the limitations of the printing process and may therefore vary slightly from the actual vehicle. The company reserves the right to alter or withdraw any colour finish without notice. Some of these colours may not be obtainable in your country. Please check availability of colours and current specifications with your Land Rover Retailer. Distributors and retailers are not agents of Jaguar Land Rover Limited and have absolutely no authority to bind Jaguar Land Rover Limited to any express or implied undertaking or representation.

Castrol EDGE Professional exclusively recommended by Land Rover.



**Jaguar Land Rover Limited** Registered Office:  
Abbey Road, Whitley, Coventry CV3 4LF  
United Kingdom.

Registered in England: Number 1672070

[landrover.co.uk](http://landrover.co.uk)

© Jaguar Land Rover Limited 2016.  
Publication Number: LRML 5183/16

