

DISCOVERY SPORT



ABOVE & BEYOND





BY APPOINTMENT TO
HM THE QUEEN
MANUFACTURERS OF
MOTOR VEHICLES
JAGUAR LAND ROVER LIMITED
COVENTRY



BY APPOINTMENT TO
HRH THE DUKE OF EDINBURGH
MANUFACTURERS OF
MOTOR VEHICLES
JAGUAR LAND ROVER LIMITED
COVENTRY




BY APPOINTMENT TO
HRH THE PRINCE OF WALES
MANUFACTURERS OF
MOTOR VEHICLES
JAGUAR LAND ROVER LIMITED
COVENTRY



ABOVE & BEYOND

Ever since the first Land Rover vehicle was conceived in 1947, we have built vehicles that challenge what is possible. These in turn have challenged their owners to explore new territories and conquer difficult terrains. Our vehicles epitomise the values of the designers and engineers who have created them. Each one instilled with iconic British design cues, delivering capability with composure. Which is how we continue to break new ground, defy conventions and encourage each other to go further. Land Rover truly enables you to make more of your world, to go above and beyond.





DISCOVERY SPORT COMBINES
DESIGN EXCELLENCE, ENGINEERING
INTEGRITY AND EXCEPTIONAL
VERSATILITY TO CREATE A PREMIUM
COMPACT SUV.

Gerry McGovern.
Land Rover Design Director and Chief Creative Officer.



Scan to view the Discovery Sport in action.

Vehicles shown are from the Land Rover global range. Specifications, options and availability will vary between markets and should be verified with your nearest Land Rover Retailer. Vehicle shown right is HSE Luxury in Scotia Grey.





CONTENTS

DESIGN

Exterior	6
Interior	9
5 + 2 Seating	11
Loadspace Capacity	12
HSE Dynamic Lux	14

DRIVING TECHNOLOGY

Testing	18
Terrain Response	20
All Terrain Progress Control	23
Hill Descent Control	25
Wade Sensing	25
Adaptive Dynamics	26

DRIVER ASSISTANCE

Driving Aids	29
Parking Aids	31
Towing Aids	33

CONNECTIVITY.

ENTERTAINMENT. COMFORT

Land Rover InControl	34
Meridian™ Sound Systems	38
Comfort For All	40

ENGINES

9-speed Automatic Transmission	45
Ingenium Diesel Engines	46
E-capability	47

BODY AND CHASSIS

Strength and Stability	48
------------------------	----

SAFETY

5* Euro NCAP Rating	50
---------------------	----

ENVIRONMENTAL

Sustainability	52
----------------	----

SPECIFICATIONS

Choose Your Engine	56
Choose Your Model and Options	58
Choose Your Colour	80
Choose Your Wheels	84
Choose Your Interior	86
Choose Your Accessories	94

TECHNICAL DETAILS

	100
--	-----

A WORLD OF LAND ROVER

	102
--	-----

DESIGN

EXTERIOR

This is a modern, relevant and compelling vehicle, with its well-proportioned compact body and purposeful stance. Its distinctive silhouette and beautifully sculpted surfaces all combine to create a vehicle that truly connects on an emotional level.

Discovery Sport is ready for anything. Characteristic design cues complement perfectly balanced proportions. Strong dynamic lines and robust detailing signal Discovery Sport's incredible breadth of capability.

Signature features include a clamshell bonnet and distinctive two-bar grille with hexagonal mesh.

The fast bonnet line with a pronounced step into the rising beltline conveys a dramatic stance, whilst the roof tapers subtly downwards, adding extra dynamism.









INTERIOR

The desirability of the exterior design continues into the cabin with bold horizontal and vertical lines, complemented by clean surfaces, superb finishes and optional premium leathers that give a luxury feel to the highly versatile interior. Inside and outside seamlessly blend into a vehicle that clearly communicates its Discovery DNA, whilst firmly looking forward.

This spirit of adventure is reflected in Discovery Sport's interior, which has been designed with you at its core. It features high-quality materials and a strong vertical centre console design to reflect the premium exterior.

The cabin is equipped with up to three 12V power points and six USB charging sockets. These can be specified for all three rows of seating, allowing multiple electronic devices to be charged simultaneously.

The optional new InControl Touch Pro System is a superb addition to the contemporary, clean interior and becomes a centrepiece of the fascia. With a 21:9 wide format and 80 percent more pixels than the standard 8" Touchscreen, the feature is available on HSE, HSE Black, HSE Luxury and HSE Dynamic Lux models.



5+2 SEATING

Discovery Sport offers exemplary levels of comfort and outstanding versatility. The second row is extremely spacious and flexible with the seats able to slide back and forth by 160mm for greater loadspace or comfort.

The third row, with its simple, single-handed 50:50 deployment, has been cleverly incorporated to avoid any compromises to the vehicle's exterior design, whilst maintaining passenger comfort.

By folding down the third row, a flat loadspace is available for whenever you need it. So wherever you're seated, or whatever you want to carry, you can relax.

LEGRROOM

839mm



MORE LEGRROOM

999mm



LOADSPACE

1,887mm



Interior shown left is HSE Luxury in Glacier/Lunar.



LOADSPACE CAPACITY

Deceptively roomy. Cleverly configured. Discovery Sport has been designed and engineered to meet any challenge.

The vehicle has the option of flexible seating which, when stored flat, gives a load floor that is as long as a Range Rover and a maximum loadspace of 1,698 litres.

Even whilst carrying five passengers, the loadspace is still an impressive 981 litres. Discovery Sport can handle bulkier loads with consummate ease when the second and third rows are folded flat. Such flexibility helps make carrying family, friends and all their gear that much easier.

5 + 2 SEATS
194 LITRES

5 SEATS
981 LITRES



4 SEATS
1,124 LITRES



4 SEATS
1,268 LITRES



3 SEATS
1,411 LITRES



2 SEATS
1,698 LITRES

HSE DYNAMIC LUX

EXTERIOR

The Discovery Sport HSE Dynamic Lux delivers a more assertive stance whilst retaining the instantly recognisable design cues of the Discovery Sport. Yet, when it comes to capability and versatility, nothing has been lost.

However, in terms of dynamism and appeal, much has been gained. The vehicle's bold new front and rear design with new contoured side mouldings form a dramatic presence. This has been augmented with a new Black Mesh design for the front grille and side vent. Distinctive Chrome exhaust finishers together with a Red SPORT badge further enhance the appearance.









INTERIOR

Carefully selected sporting touches enhance the interior of Discovery HSE Dynamic Lux. Together with Windsor leather in a choice of three striking colourways, they help create a vehicle with exemplary levels of finish.

The mood is augmented by contrast micropiping on the seats and headrests. The interior is further enhanced with aluminium sport pedals.

Interior shown left and above is HSE Dynamic Lux in Ebony/Ebony with Pimento stitching and piping. Interior shown features optional InControl Touch Pro System and accessory gearshift paddles. Please contact your nearest Land Rover Retailer for availability.

DRIVING TECHNOLOGY

TESTING

Before any vehicle can carry the Land Rover badge, it must complete a series of rigorous tests to establish the very highest levels of luxury, performance and capability.



SUSPENSION

You're unlikely to push any Land Rover harder than we have. To guarantee an unrivalled breadth of dynamic capability, both on and off-road, the vehicles have been exposed to ten years of the most extreme driving pressures in a fraction of the time using our state-of-the-art test rig.



WIND SPEED

In our climate chambers we can recreate some of the most challenging wind conditions Discovery Sport will face. Not just 112mph crosswinds, but high ambient temperatures and low airflow situations. Only by pushing all systems to their limits do we develop true reliability.



HOT AND COLD CLIMATE

In real world environments and our climate chambers, we freeze vehicles to -40°C and bake them to 50°C . Key functions and systems are then scrutinised to our exacting standards. So even in the most remote locations, comfort and peace of mind are never far away.



OFF-ROAD

From the icy proving grounds of Arjeplog, Sweden, to Dubai's unforgiving desert sands, we ensure our legendary all-terrain performance is innate in every vehicle. Prototypes are developed across approximately 5,282 miles of the most demanding off-road routes.



SEMI-ANECHOIC CHAMBER

In the 'neutral sound' of our semi-anechoic chamber we precisely expose the cabin to a range of frequencies and vibrations, making certain that Discovery Sport sounds refined at every speed and across every surface.



MONSOON

Using our monsoon simulator, we drench our vehicles with some 85,000 litres of specially dyed water, while tilting it by as much as 45° , checking for even the slightest leak with UV lights. Ensuring each vehicle can enter and exit a body of water without a single droplet entering the cabin.



TERRAIN RESPONSE

Land Rover has always been synonymous with capability and the Discovery Sport lives up to even the most demanding expectations. Confident and responsive, the drive is further enhanced by a generous wheel articulation and innovative off-road technologies such as Terrain Response.

This feature is standard on all engines and adapts to the responses of the vehicle's engine, transmission, differentials and chassis systems to maximise driveability, comfort and traction.

There are four standard Terrain Response settings: General Driving, Grass/Gravel/Snow, Mud & Ruts and Sand. So, the vehicle feels sure-footed no matter what the terrain or weather conditions.

An optional fifth setting, **Adaptive Dynamics** is available. This mode tunes the suspension to deliver even tighter body control with flatter handling and sharper responses.



Vehicle shown right is HSE Luxury in Scotia Grey.







ALL TERRAIN PROGRESS CONTROL

All Terrain Progress Control (ATPC) is a state-of-the-art new system that enables drivers to set and maintain a steady speed in challenging conditions. The system is an optional extra on the TD4 180hp engine with automatic transmission.

Operating like a cruise control system, it functions at very low speeds between 1mph and 18mph, helping the driver to maintain full concentration on steering and finding a path through obstacles.

In addition, the system enables the vehicle to pull away smoothly and easily, even on tricky low-friction surfaces like ice, snow or wet grass.

Developed by Land Rover's industry-leading all-terrain specialists, it works seamlessly alongside the standard Terrain Response, 4 Wheel Drive (4WD) traction and braking systems.

Once ATPC is activated, the standard steering wheel +/- cruise control buttons are used to set the speed. Brake and accelerator pedals can still override the chosen settings.





HILL DESCENT CONTROL

Land Rover's patented Hill Descent Control (HDC) is a standard feature on all 4 Wheel Drive (4WD) vehicles. It assists the driver with controlled descents of difficult slopes by maintaining a constant speed and applying braking separately to each wheel.

Hill Start Assist ensures the vehicle doesn't roll backwards as it pulls away on an incline.

The vehicle also utilises **Gradient Release Control (GRC)** which is designed to prevent the vehicle accelerating too quickly on a steep incline when the driver releases the brake.

WADE SENSING

With a wading depth of up to 600mm, whether crossing streams, fords or flooded areas, the optional Wade Sensing feature can prove invaluable.


Unique to Land Rover, sensors located in the door mirrors give the driver pictorial real-time information about the water's depth in relation to the vehicle, as well as maximum wading capability via the Touchscreen.

ADAPTIVE DYNAMICS

Optional Adaptive Dynamics with advanced MagneRide™ monitors vehicle movements at least 1,000 times per second, reacting to driver or road inputs instantaneously to give greater control and minimise body lean, providing a balanced, flat ride. Available on the TD4 180hp* engine, the system will even sense off-road conditions and optimise the advanced MagneRide™ damper settings accordingly, delivering the perfect balance of agile handling and a supple, controlled ride.

*Not Available on SE and SE Tech.

MagneRide™ is a registered trademark of BWI Company Limited S.A.
Vehicle shown left is HSE Dynamic Lux in Firenze Red.





DRIVER ASSISTANCE

DRIVING AIDS





COMMAND DRIVING POSITION

The Command Driving Position in Discovery Sport ensures a greater view of the road ahead so all terrains can be tackled with confidence.

HEAD-UP DISPLAY

Head-up Display is a technology option, available as part of the Head-up Display Pack, that presents key vehicle data such as vehicle speed, gear position and navigation directions* on the windscreen, without the need for the driver to take their eyes off the road.

This innovative laser system is more robust against issues such as 'washout' – the effect that the glare from sunlight has on inferior LED-based systems. The feature can be turned on and off dependent upon driver preference.

TRAFFIC SIGN RECOGNITION

Traffic Sign Recognition keeps you fully informed by displaying particular traffic signs in the instrument cluster where they can easily be seen, and as part of **Head-up Display** when fitted. The system detects speed limit signs (including variable overhead speed signs) and traffic signs with extra information, such as reduced speeds for wet roads.



*Requires InControl Touch or InControl Touch Pro Navigation.
Vehicle shown left is HSE Luxury in Scotia Grey.

DRIVING AIDS

Discovery Sport has a wealth of driving aids on hand to give you and your passengers an even more sure-footed drive. Featuring the most innovative thinking, engineering and technologies, these features will help you manage most traffic, motorway, road and even night-time driving situations with ease.



LANE KEEP ASSIST AND DRIVER CONDITION MONITOR

Lane Keep Assist detects when your vehicle is unintentionally drifting out of your lane, and gently steers you back. Driver Condition Monitor detects if you're starting to feel drowsy and gives you an early warning when you need to take a break.



ADAPTIVE CRUISE CONTROL WITH QUEUE ASSIST

When you're cruising on the motorway or travelling in slow-moving traffic, this system will keep your vehicle a safe distance from the one in front should it slow or stop. When the vehicle speeds up again, so does Discovery Sport.



AUTONOMOUS EMERGENCY BRAKING

If a potential collision is detected, this system displays a forward collision warning, giving you time to take action. If a collision is still anticipated and you have taken no action, this system will apply the brakes to help reduce the severity of the possible impact.



BLIND SPOT MONITOR WITH REVERSE TRAFFIC DETECTION

Blind Spot Monitor alerts you to vehicles in, or quickly approaching, your blind spot through a small warning light in the corresponding door mirror. Reverse Traffic Detection warns you of hazards approaching from either side of your vehicle, through both audible and visual warnings so you know what's behind you even when the view is obstructed.

PARKING AIDS

Parking your vehicle in a busy town or city has never been a particularly simple and straightforward manoeuvre, which is why Discovery Sport features aids to help you reverse and park with the greatest of confidence, even when you're negotiating the tightest of spaces.



PARK ASSIST – PARALLEL PARK, PARKING EXIT AND PERPENDICULAR PARK

Our Park Assist system makes parallel and perpendicular parking easier than ever by steering your vehicle into a suitable space. You just have to select the appropriate gear and control the vehicle's speed with the brake and accelerator pedals. Park Assist will also steer you out of a space, taking all of the stress out of parking. Graphics and notifications guide you through the manoeuvres.




SURROUND CAMERA SYSTEM

Giving a 360° exterior view via the Touchscreen, this helps with various manoeuvres from parking by a kerb, to getting in and out of tight spaces and junctions.



REAR VIEW CAMERA

To make parking in tight spots simpler, static lines to represent the vehicles outer perimeter and predicted path are superimposed on the rearward image displayed on your Touchscreen.





TOWING AIDS

With a towing capacity of up to 2,500kg*, and by incorporating tailored technologies, Discovery Sport can handle the most demanding of tasks.

ELECTRICALLY DEPLOYABLE TOW BAR

The optional electrically deployable tow bar is stowed discreetly behind the bumper, providing a clean and attractive finish.

DETACHABLE TOW BAR

Convenient and easy to use, the optional detachable tow bar maintains the vehicle's exterior design when removed or when stowed.

REAR VIEW CAMERA

Providing improved visibility when reversing, the Rear View Camera is a valuable parking aid and offers help when hitching a trailer. Available as standard on HSE, HSE Black, HSE Luxury and HSE Dynamic Lux and as an option on SE and SE Tech models.

Tow Hitch Assist makes coupling a trailer to the vehicle much easier by helping you visualise the hitching process; it displays the predicted path of the vehicle towards the tow bar on the Touchscreen. Standard with Rear View Camera.

TRAILER STABILITY ASSIST

Trailer Stability Assist monitors the vehicle to detect movements in the trailer and then uses selective braking to help correct potentially hazardous situations.

SURROUND CAMERA SYSTEM

As part of the Surround Camera System, the Tow Assist feature helps with reversing by predicting the trailer's direction. You can even input your trailer's width for precise guidelines displayed on the Touchscreen.

*Available when selected with 2,500kg Heavy Duty Tow Bar Packs.
Towing regulations vary by market. Please ensure you comply with relevant legislation in your country.
Vehicle shown left and above is HSE Luxury in Scotia Grey.

CONNECTIVITY. ENTERTAINMENT. COMFORT

LAND ROVER INCONTROL



InControl is our suite of advanced technologies that links both you and your Discovery Sport to the wider world. Choose from two InControl infotainment systems: InControl Touch or new InControl Touch Pro which can be further enhanced by adding their respective connectivity packages; InControl Connect and InControl Connect Pro.

INCONTROL TOUCH



INCONTROL TOUCH

The InControl Touch multimedia system is Discovery Sport's hub for connectivity, control and entertainment. The key features are:



- 8" Touchscreen
- InControl Protect consists of SOS Emergency Call, Land Rover Optimised Assistance and Remote Essentials smartphone app
- Land Rover Enhanced Sound System 190W with 10 speakers.

OPTIONAL

- Meridian™ Sound System 380W with 10 speakers plus subwoofer.



INCONTROL CONNECT

InControl Connect is a bundle of technologies and applications that takes your vehicle's connectivity to the next level including:

- InControl Apps features a range of Land Rover approved apps that can be connected to Discovery Sport from your smartphone, to enhance aspects of your in-car experience
- Remote Premium is a multi-function app that allows you to monitor and interact with your vehicle remotely through your smartphone, making life easier and more connected
- Wi-Fi Hotspot.



INCONTROL SECURE

- Provides stolen vehicle tracking by detecting any unauthorised movement of your vehicle.

*Available from Q4 2016, please contact your nearest Land Rover Retailer for availability. Features and their availability may differ by vehicle specification. Please see pages 64-79, or contact your nearest Land Rover Retailer, for more information. Vehicle shown left is HSE Luxury in Yulong White.

INCONTROL TOUCH PRO



INCONTROL TOUCH PRO

InControl Touch Pro's next-generation hardware and software advances Discovery Sport's connectivity and entertainment to the very best level. Some key aspects of InControl Touch Pro are:



- 10" Touchscreen
- InControl Protect
- Meridian™ Surround Sound System 825W with 16 speakers plus subwoofer
- Voice Recognition
- InControl Touch Pro Navigation.

OPTIONAL

- 10" Dual View Touchscreen*
- Television
- Rear Seat Entertainment*.



INCONTROL CONNECT PRO

When you select InControl Touch Pro, you have the option of adding InControl Connect Pro's services, technologies and applications to give you the very highest level in connectivity and convenience. Features include:

- InControl Apps
- Remote Premium
- InControl Pro Services include Wi-Fi Hotspot, Route Planner App, Share ETA, Live Services, Commute Mode, Arrival Mode and Arrival Mode Parking.




INCONTROL SECURE

- Provides stolen vehicle tracking by detecting any unauthorised movement of your vehicle.

10 WAYS TO GET YOUR LIFE INCONTROL*

Find a parking space, stream your favourite music and even track a stolen vehicle. Find out how InControl will make your life easier.

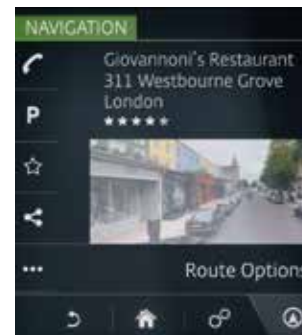


PLANNING ROUTES

Before setting off, use the **Route Planner App** or online portal to search, save locations or set your destination. The app uses the Cloud to send your destination automatically to your vehicle's navigation screen.

STAYING CONNECTED

Before you get into your vehicle, set your ideal cabin temperature with the **Remote Premium app** on smartphones and now the Apple Watch. On the road, the in-car **Wi-Fi Hotspot** provides a stable Internet connection and lets you connect up to eight devices.



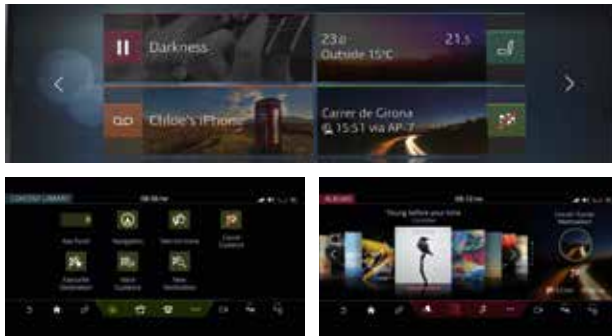
STAYING FOCUSED

Our all-new InControl Touch Pro **Voice Recognition** system understands normal spoken instructions. So you can concentrate on the road ahead without any distractions.

FINDING PARKING

When you near your destination, **InControl Touch Pro Navigation** will suggest nearby parking from a database including space availability. With just one click, the car park is added and your route is updated. **Arrival Mode Parking** shows a 360° street level image to help you identify your destination.

InControl features, options and their availability remain market dependent – check with your Retailer for local market availability and full terms. Certain features require a Micro SIM with a suitable data contract which will require further subscription after the initial term advised by your Retailer. Apple Watch is a registered trademark of Apple Inc., registered in the US and other countries. InControl apps will need to be downloaded from the Apple/Android Store, please contact your nearest Land Rover Retailer for further information.



MOVING FASTER

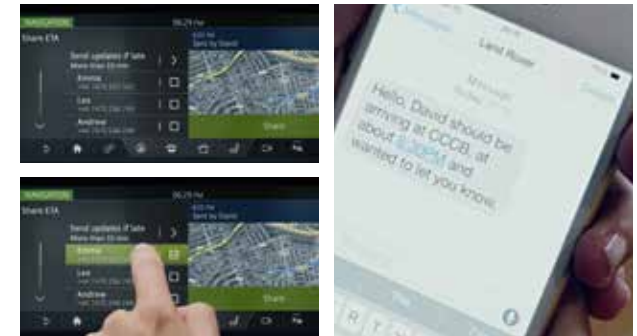
InControl Touch Pro brings you more processing power, thanks to a quad core processor plus an integrated Ethernet network.

Customisable homescreens let you arrange the screen, as you like, with up to four personalised homescreens and over 60 shortcuts.



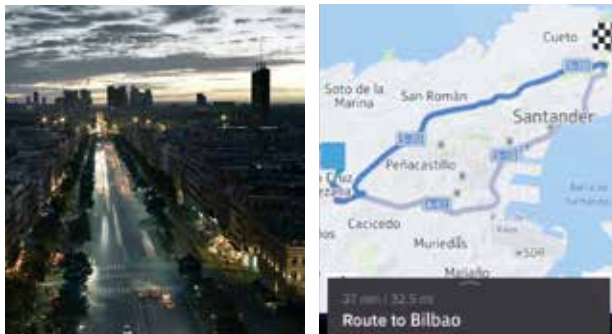
INTELLIGENT ROUTING

Commute Mode allows the system to learn your commutes and automatically advises you of the expected journey time based on live and historical traffic movements without having to input a destination. The system learns the routes you take for a given destination and then advises which of those is the quickest.



SHARING PROGRESS

Share your estimated time of arrival so your selected contact(s) will know exactly when you will arrive, as calculated by the navigation guidance system. If you're running late, Share ETA can then send automatic updates via text or email, without any further action from you.



DOOR-TO-DOOR

Once you've parked, the Route Planner App will guide you to your destination – a true door-to-door experience which includes public transport options. The Remote Premium app also lets you check your vehicle to make sure you've locked and secured all doors and windows.



YOUR VEHICLE CAN BE TRACKED IF STOLEN

With InControl Secure, if your vehicle is broken into, a silent alarm is triggered alerting the relevant authorities. Your vehicle can then be tracked until it is recovered.



HELP IS ALWAYS AT HAND

With InControl Protect the emergency services will be automatically notified if you're in an accident, or you can call them manually via an in-car button. You can also summon a Land Rover Optimised Assistance operator should you need technical assistance.



MERIDIAN™ SOUND SYSTEMS

Land Rover has partnered with Meridian, a world leader in high-performance audio technologies and digital sound processing, to develop advanced audio systems for Discovery Sport.

Dynamic Volume Control technology has been integrated on both systems, to ensure that any unwanted noise detected in the cabin will be smoothly and automatically balanced out.

The 380W Meridian Sound System is optional on SE and SE Tech and standard on HSE, HSE Black, HSE Luxury and HSE Dynamic Lux as part of the InControl Touch suite of features. This sound system includes 10 speakers and a dual channel subwoofer, delivering exceptional definition, crystal clear highs and full, deep bass through the careful arrangement of speakers.

Discovery Sport also offers an optional upgrade from the 380W system to the InControl Touch Pro Meridian Digital Surround Sound System, which produces 825W through 16 speakers and a dual channel subwoofer.

This system also includes Meridian Trifield technology. This technology delivers the very best in world-class audio reproduction, bringing you closer to the original performance regardless of your position in the vehicle; everyone will feel and hear pure musical enjoyment.

Meridian is a registered trademark of Meridian Audio Ltd.
Trifield and the "three fields" device is a trademark of Trifield Productions Ltd.
Interior shown left is HSE Luxury in Glacier/Lunar.
Vehicle shown right is HSE Luxury in Kaikoura Stone.



MERIDIAN DIGITAL SURROUND SOUND SYSTEM

 825 WATTS

 16 SPEAKERS

 SUBWOOFER

COMFORT FOR ALL

SEATING

Heated front seats are available on all models and, for added comfort, vehicles can also be specified with optional heated second row seats.

For the ultimate comfort whatever the temperature, heated and cooled front seats are available. This option provides ventilation through perforations in the grained leather and Windsor leather seats, dependent on model specification. The driver and passenger preferences can be independently controlled via the Touchscreen.

CONFIGURABLE AMBIENT INTERIOR LIGHTING

New levels of ambient refinement and personalisation have been reached with the option of Configurable Ambient Interior Lighting on SE, SE Tech, HSE and HSE Black, featuring as standard on HSE Luxury and HSE Dynamic Lux.

This feature allows you to vary the colour and shade, changing the ambience of the cabin to suit your mood. There are five colours in total, ranging from Ice White through to Moon Light and Racing Red.

PANORAMIC ROOF

The optional full glass fixed panoramic roof enhances the sense of space in the vehicle's interior and floods it with natural light as well as providing uninterrupted views of the surrounding environment.

Importantly, the toughened glass has a dark tint to maintain a comfortable temperature inside the cabin and protect occupants and the interior from the sun's rays. A full-sized, powered interior blind is also provided for those who may prefer a more private experience.







COMFORT FOR ALL

REAR SEAT ENTERTAINMENT*

The optional Rear Seat Entertainment features two 8" screens built into the front headrests, two pairs of WhiteFire® digital headphones, one USB port in the second row and a dedicated remote control. Available on HSE, HSE Black, HSE Luxury and HSE Dynamic Lux models, you can feel truly at home with your choice of film, television, music or games console.

TELEVISION**

Digital television channels can be viewed on the new 10" screen in the front of the car, and from the two screens in the rear. Optional on HSE, HSE Black, HSE Luxury and HSE Dynamic Lux models.

DUAL VIEW TOUCHSCREEN*

The optional Dual View system allows the driver and passenger to view completely independent display content on the 10" Touchscreen. For example, the driver can use the Satellite Navigation system, while the front seat passenger is able to watch a DVD or TV, where fitted. One set of WhiteFire® digital wireless headphones is included.

POWERED GESTURE TAILGATE

Powered gesture tailgate allows you to operate the tailgate (both to open and close) from outside the vehicle without needing to physically touch the vehicle or the smart key.

Provided that the smart key is detected, the tailgate may be operated by a kicking gesture underneath the rear of the vehicle.

Two sensors mounted on either side of the tailgate allow kerbside operation, rather than needing to be immediately behind the vehicle. And as the system is compatible with towing solutions, you can still open and close the tailgate with the least amount of fuss. Powered gesture tailgate is fitted as standard on SE Tech, HSE, HSE Black, HSE Luxury and HSE Dynamic Lux.

Additionally, a button located inside the tailgate or on the smart key allows the tailgate to be closed automatically with powered tailgate.

USB CHARGING POINTS

Want to charge a games console, tablet or smartphone whilst you're on the move? Discovery Sport has the option of six charging USB ports throughout all rows, to make charging your devices effortlessly simple.



*Available from Q4 2016, please contact your nearest Land Rover Retailer for availability.

**Whilst Land Rover continues to work closely with its partners to develop TV standards worldwide, we cannot guarantee the TV feature in all countries at all times.

WhiteFire® is a registered trademark of Unwired Technology LLC and any use of such marks by Land Rover is under licence. Vehicle shown top right is HSE Luxury in Kaikoura Stone. Interior shown left and bottom right is HSE Luxury in Glacier/Lunar.




ENGINES

9-SPEED AUTOMATIC TRANSMISSION

The lightweight, compact 9-speed Automatic Transmission provides optimum fuel economy and CO₂ emissions, as well as greater control in low-grip conditions or when towing through the specially designed, ultra-low first gear.

The transmission is specifically designed for transverse applications, and is one of the most efficient and technically advanced ever used in a production vehicle. Two patented dog clutches replace the bulkier conventional set-up, allowing small ratio steps to give better response during acceleration, plus improved shift quality, drive and refinement.

The higher top gear not only reduces fuel consumption but the lower engine revs improve comfort and reduce noise when cruising at a sustained speed. The 9-speed Automatic Transmission is extremely robust and perfectly complements Land Rover's rugged all-terrain ability whilst delivering exceptionally high levels of refinement and efficiency.



Vehicle shown left is HSE Luxury in Scotia Grey.



INGENIUM DIESEL ENGINES



Ingenium is Jaguar Land Rover's new breed of engine and has been designed for effortless performance, refinement and efficiency.

Available in two power outputs, 150hp and 180hp, 4 Wheel Drive and a choice of 6-speed Manual or 9-speed Automatic Transmissions. With advanced technology and all-aluminium construction, these engines deliver impressive fuel consumption and CO₂ emissions.

Typically 20kg lighter than equivalent previous generation engines, Ingenium is intrinsically more efficient. And intelligent too – computer controlled adaptive engine cooling only engages as required.

The latest generation variable geometry turbocharger maximises peak power for low-speed torque and responsiveness that is uniform, progressive and avoids lag. Internal friction – the enemy of performance and efficiency – is 17 percent lower in the Ingenium range than previous generation engines.

Not only are the new Ingenium engines substantially lighter, more fuel-efficient and more refined than predecessors, they are also more affordable and convenient to own thanks to servicing intervals extended from 16,000 to 21,000 miles/two years.

	 ACCELERATION 0-60MPH (SECONDS)	 TOP SPEED (MPH)	CO₂ CO ₂ EMISSIONS (G/KM) 5 + 2 SEATS
2.0L TD4 Diesel 180hp (Manual)	9.4	117	139
2.0L TD4 Diesel 180hp (Automatic)	8.4	117	139



E - CAPABILITY

Land Rover's commitment to sustainability is manifest in its current range of vehicles, utilising a wide range of innovative and efficient technologies including Intelligent Stop/Start and Brake Energy Regeneration. Discovery Sport's latest engine range is just the latest testament of innovation to provide further efficiency whilst not compromising on capability. A Blue SPORT badge on the rear of the vehicle denotes the most efficient engines of the range.



CO₂

5 SEAT ONLY	ACCELERATION 0-60MPH (SECONDS)	TOP SPEED (MPH)	CO ₂ EMISSIONS (G/KM)
2.0L TD4 Diesel 150hp (Manual)	11	112	129

BODY AND CHASSIS

STRENGTH AND STABILITY

BODY

Discovery Sport features an extremely strong, lightweight body structure which has been developed using advanced, weight-saving materials to deliver outstanding stiffness and refinement together with exemplary characteristics in collision situations.

The structure is based on a steel monocoque foundation which is derived from Land Rover's compact SUV platform.

Lightweight technologies are used extensively in the body design including:

- Optimised steel body construction
- Aluminium bonnet, roof and tailgate panels
- Lightweight aluminium suspension components
- Magnesium cross car beam and front end carrier.

CHASSIS AND VEHICLE DYNAMICS

Discovery Sport has a chassis which has been specially developed by Land Rover engineers to deliver agile and refined on-road dynamics along with the brand's legendary all-terrain capability. Lightweight aluminium chassis components are used extensively to improve suspension performance by increasing stiffness and reducing unsprung weight, while also reducing total vehicle weight.

The chassis features a number of innovations, such as Electric Power Assisted Steering (EPAS), which help the vehicle achieve its unique dynamic character and improved efficiency.

FRONT SUSPENSION

Aluminium components are used within the front suspension. The front suspension struts have advanced hydraulic rebound stops which help to manage the noise and loads caused by severe impacts such as speed humps, to maintain composure in urban and off-road environments.

COMPACT REAR SUSPENSION DESIGN

Discovery Sport has a fully independent suspension system with an advanced new multi-link rear suspension design. This delivers enhanced dynamics and refinement together with a compact layout to provide increased interior space.

The system has been specifically developed to enhance Discovery Sport's unrivalled breadth of capability, offering responsive and agile handling together with supreme ride quality and refinement. Excellent wheel travel and articulation helps the vehicle achieve class-leading off-road performance.

The compact aluminium multi-link layout also creates a much more spacious rear compartment, with enhanced shoulder and elbow room, enabling 5 + 2 seating* and increased luggage space.

Mounted on an optimised steel subframe, the system is light and stiff for optimum steering response, chassis performance and refinement.



LIGHTWEIGHT
CHASSIS
COMPONENTS

MAGNERIDE™
DAMPERS

INTEGRAL
MULTI-LINK
SUSPENSION



SAFETY

5* EURO NCAP RATING

As with every Land Rover, safety was a key priority in the development of Discovery Sport, resulting in a first-in-class pedestrian airbag, **Autonomous Emergency Braking**, and a state-of-the-art bodyshell featuring both ultra-high-strength steel and lightweight aluminium. Discovery Sport has been awarded the maximum five star safety rating from Euro NCAP*. In all variants, including 5 + 2 seat models, all seating positions are assessed to ensure a high standard of occupant protection. Discovery Sport also has a comprehensive occupant safety package including driver and passenger airbags, driver knee airbag, and side curtain and thorax airbags.

PEDESTRIAN PROTECTION SYSTEM

Discovery Sport features a state-of-the-art Pedestrian Airbag System. Designed and tested to the most rigorous standards including advanced virtual and real-world situations, it protects pedestrians from impact with the base of the windscreen by using an airbag mounted within a cover found at the trailing edge of the bonnet panel.

PASSENGER SEAT BELT CHECK SYSTEM



PRESSURE SENSORS

The system uses advanced pressure-tube sensors, located in the bumper, to detect impact.




ENHANCED PROTECTION

The shape of the deployed airbag offers enhanced protection to a pedestrian in the event of an impact.



DRIVER VISIBILITY

The airbag deployment has been designed to ensure that the effect on the driver's vision is minimised.



SAFETY SYSTEMS

- 1 PRESSURE SENSOR
- 2 PEDESTRIAN AIRBAGS

- 3 DRIVER AIRBAG
- 4 PASSENGER AIRBAG
- 5 DRIVER KNEE AIRBAG

- 6 SIDE CURTAIN AIRBAGS
- 7 SIDE THORAX AIRBAGS
- 8 AIRBAG DEACTIVATION SWITCH FOR FRONT PASSENGER

- 9 SEAT BELT REMINDER
- 10 SEAT BELT PRETENSIONERS
- 11 ISOFIX POINTS

ENVIRONMENTAL

SUSTAINABILITY

Sustainability is at the heart of everything we do and consequently all powertrains on Discovery Sport have been optimised to enhance sustainability by minimising fuel consumption and CO₂ emissions.

Land Rover Diesel engines feature the latest high-pressure direct injection technology and state-of-the-art low-friction designs which have been carefully developed to minimise frictional losses. While both 6-speed Manual and 9-speed Automatic Transmissions are specified with the latest low viscosity transmission fluid to maximise efficiency.

An advanced Intelligent Stop/Start system is standard on both manual and automatic models which automatically shuts down the engine in just 300 milliseconds when the vehicle comes to rest. This improves fuel economy and CO₂ emissions by between five and seven percent.

A smart regenerative charging electrical system has also been introduced which has an intelligent power management system to prioritise charging when the vehicle is decelerating, capturing the wasted kinetic energy and reducing the fuel demand of the electrical system.

With up to 13.8kg of recycled plastic on Discovery Sport's diesel engines, as well as up to 22.3kg of renewable and natural materials in each vehicle, we are taking big steps in reducing our environmental footprint.





ECO MODE

This standard feature when activated prioritises the most efficient vehicle settings including automatic transmission* and comfort features like heating and air conditioning in order to minimise fuel consumption and CO₂ emissions.

The ECO Data feature provides drivers with information and feedback via the Touchscreen to help them adopt more economical driving habits.

OPTIMISED AERODYNAMICS

With its more streamlined profile, Discovery Sport is one of the most aerodynamic Land Rover vehicles. An optional 18" alloy wheel is available for optimised aerodynamics.

LIGHTWEIGHT MATERIALS

To optimise vehicle performance and efficiency, Discovery Sport has been developed using lightweight materials and technologies. The vehicle has been designed with key weight-saving technologies including an optimised steel body construction, aluminium bonnet, roof and tailgate panels, lightweight aluminium suspension components and a magnesium cross car beam and front end carrier.

The 4 Wheel Drive (4WD) components have also been optimised for weight. The interior has also been designed with efficiency in mind, with optimised seat structures which use laser-welded high tensile steel.

*Where fitted.

E-CAPABILITY

Land Rover has begun producing specific derivatives that deliver the lowest possible CO₂ emissions. These are called E-capability and are denoted by a Blue SPORT badge on the rear of the vehicle.

With our E-capability solution, CO₂ can be as low as 129g/km on a 4WD manual TD4 150hp diesel engine, ensuring your vehicle is as efficient as possible.

LIFE CYCLE ASSESSMENT

In order to minimise the vehicle's overall ecological impact, Discovery Sport is designed with a life cycle approach, aiming to minimise the environmental impact by considering the entire life cycle of the vehicle: from development and manufacturing, through customer use, to end-of-life recycling and re-use. Each element of the life cycle was analysed with a view to consuming fewer natural resources, using more sustainable materials and minimising the generation of waste.

DISCOVERY SPORT OFFERS YOU GREAT OPTIONS AND FLEXIBILITY TO PERSONALISE YOUR VEHICLE.

The following pages take you through a logical series of steps to make your vehicle suit your lifestyle. There are several choices: from selecting your engine and model to exterior and interior colours, wheels, finishes and those detailed touches to enable you to personalise your vehicle.

If you'd like to bring your options to life, go to our online configurator at landrover.co.uk

56-57

1

**STEP 1
CHOOSE YOUR ENGINE**

You can select from a range of powerful diesel engines.

58-79

2

**STEP 2
CHOOSE YOUR MODEL
AND OPTIONS**

Compare the standard and optional features on each model.

80-83

3

**STEP 3
CHOOSE YOUR COLOUR**

There's a wide range on offer to enable you to express yourself.

84-85

4

**STEP 4
CHOOSE YOUR WHEELS**

There's a range of styles, each one designed to complement the bold exterior.

86-93

5

**STEP 5
CHOOSE YOUR INTERIOR**

Carefully selected colours complemented by a range of finishes. You can personalise your own interior space.

94-99

6

**STEP 6
CHOOSE YOUR ACCESSORIES**

This range of stylish and practical accessories can be tailored to suit any lifestyle.

100-101

TECHNICAL DETAILS

Technical information and data for dimensions, performance and specifications.

1



DRIVELINE, ENGINE PERFORMANCE AND FUEL ECONOMY

The superbly engineered range of diesel engines on offer are paired with a state-of-the-art 9-speed Automatic Transmission or a 6-speed Manual Transmission. With our E-capability solution, CO₂ can be as low as 129g/km on a manual TD4 150hp diesel engine, ensuring your vehicle is as efficient as possible.

	DIESEL		
	2.0L TD4		
	MANUAL	MANUAL	AUTOMATIC
POWER (hp)	150 E-CAPABILITY	180	180
Driveline	4 Wheel Drive (4WD)	4 Wheel Drive (4WD)	4 Wheel Drive (4WD)
Power (hp / kW)	150 / 110	180 / 132	180 / 132
Maximum torque (rpm)	1,750	1,750	1,750
Capacity (cc)	1,999	1,999	1,999
No. of cylinders	4	4	4
Valves per cylinder	4	4	4
Cylinder layout	In-Line	In-Line	In-Line
FUEL ECONOMY			
Seating	5	5 + 2	5 + 2
Urban mpg (l/100km)	50.4 (5.6)	44.1 (6.4)	44.8 (6.3)
Extra Urban mpg (l/100km)	62.8 (4.5)	61.4 (4.6)	60.1 (4.7)
Combined mpg (l/100km)	57.7 (4.9)	53.3 (5.3)	53.3 (5.3)
CO ₂ Urban emissions g/km	146	167	165
CO ₂ Extra Urban emissions g/km	118	121	125
CO ₂ Combined emissions g/km	129	139	139

MODELS BY ENGINE

	SE	SE TECH	HSE	HSE BLACK	HSE LUXURY	HSE DYNAMIC LUX
2.0L TD4 Diesel 150hp (Manual)	■	■	■			
2.0L TD4 Diesel 180hp (Manual)	■	■	■		■	
2.0L TD4 Diesel 180hp (Automatic)	■	■	■	■	■	■

2

EACH MODEL HAS A CHOICE OF ENGINES AND UNIQUE FEATURES

This guide will help you to select your ideal Discovery Sport. On the following pages you'll see the key standard features for each model.

DISCOVERY SPORT SE*



- Seats in partial leather
- Climate Control
- Heated front seats
- Heated windscreen
- 18" 9 spoke 'Style 511' alloy wheels**
- 18" 5 split-spoke 'Style 518' alloy wheels†
- Power adjustable, heated power fold exterior mirrors
- Cruise Control
- Land Rover InControl Remote
- 8" Touchscreen
- Land Rover Audio with 10 speakers
- Digital Audio Broadcast Radio (DAB)
- Bluetooth® audio streaming
- 5 + 2 Seating with second row 60:40 slide and recline and 40:20:40 folding section**†
- Grille in Dark Atlas with Narvik Black surround
- Fender vents in Dark Atlas
- Body-coloured door handles
- Body-coloured mirror caps
- Tow eye covers in Dark Techno Silver
- Discovery script on bonnet and tailgate in Brunel
- Tailgate finisher in Narvik Black.

DISCOVERY SPORT SE TECH*



- Contents of SE, plus:
- Touchscreen navigation system
 - Rain sensing windscreen wipers
 - Automatic headlights
 - Front parking sensors
 - Powered gesture tailgate
 - Front fog lamps.

DISCOVERY SPORT HSE



- Contents of SE Tech, plus:
- Seats in grained leather with 8-way electric adjustment
 - Panoramic sunroof
 - Air quality sensing and high level climate control vents in second row
 - Xenon headlights with LED signature and Automatic High Beam Assist (AHBA)
 - Rear View Camera
 - InControl Touch: Meridian™ Sound System 380W with 10 Speakers plus subwoofer
 - Keyless entry
 - Auto-dimming interior mirror
 - 19" 5 split-spoke 'Style 521' alloy wheels**
 - Front and rear carpet mats
 - Grille in Atlas with Narvik Black surround
 - Fender vents in Atlas
 - Tow eye covers in White Silver.

DISCOVERY SPORT HSE BLACK



Contents of HSE, plus:

- 20" 5 split-spoke 'Style 511' alloy wheels with Gloss Black finish
- Privacy glass
- Grille and surround in Narvik Black
- Fender vents in Narvik Black
- Mirror caps in Narvik Black
- Discovery script on bonnet and tailgate in Narvik Black
- Black contrast roof.

DISCOVERY SPORT HSE LUXURY



Contents of HSE, plus:

- Seats in Windsor leather with 10-way memory adjustment
- Climate heated and cooled front seats and heated rear seats
- Heated leather steering wheel
- Power adjustable heated power fold exterior mirrors with memory function
- Land Rover InControl Apps
- Parallel / Park Exit / Perpendicular Park Assist
- Illuminated aluminium treadplates
- Configurable mood lighting
- Front and rear premium carpet mats
- 20" 5 split-spoke 'Style 511' alloy wheels
- Loadspace stowage rails
- USB ports (two in row two and one in row three)
- Row three cooling vents.
- Noble Plated upper and lower door handles
- Tailgate finisher in Atlas
- Fog lamp surrounds in Atlas.

DISCOVERY SPORT HSE DYNAMIC LUX



Contents of HSE Luxury, plus:

- Re-styled body-coloured front and rear bumpers and side mouldings
- Black contrast roof
- Privacy glass
- 20" 5 split-spoke 'Style 511' alloy wheels with Gloss Black finish
- Mesh grille and surround in Narvik Black
- Mesh fender vents in Narvik Black
- Mirror caps in Narvik Black
- Discovery script on bonnet and tailgate in Narvik Black
- Tailgate finisher and tow eye covers in Narvik Black
- Red SPORT badge
- Dark Grey aluminium centre stack side rails
- Contrast piping interior detail
- Silver aluminium sports pedals.



PERSONALISING THE EXTERIOR

HSE DYNAMIC LUX

Bold. Arresting. Discovery Sport has been designed without compromise. Exterior enhancements include a new front and rear design with new contoured side mouldings which form a dramatic presence. This has been augmented with a new Black Mesh design for the front grille and side vent. Distinctive Chrome exhaust finishers together with a Red SPORT badge further enhance the appearance.

Carefully selected interior touches add to the impact of your chosen colourway; so too does the use of such materials as Windsor leather.

Premium details include contrast micropiping on the seats and headrests, a perforated leather sport steering wheel and unique textured finish to the door inserts and fascia mid-section. Depending on your chosen colourway, Dark Grey or Carmine Red Brushed Aluminium centre stack side rails complete the look. The interior is further enhanced with aluminium sport pedals.



Narvik Black fog light surround



20" 5 split-spoke 'Style 511' with Gloss Black finish



Chrome exhaust finishers



Carmine Red Brushed Aluminium centre stack side rails*

*Centre stack side rails in Carmine Red Brushed Aluminium are standard when Ebony/Ebony with Pimento stitching is selected. Vehicle shown left and above is HSE Dynamic Lux in Firenze Red. Please contact your nearest Land Rover Retailer for availability.

PERSONALISING THE EXTERIOR – ACCENT PACKS

In addition to the standard finishes on Discovery Sport, you can tailor the exterior to suit your personal taste. For further information on Pack availability, please contact your nearest Land Rover Retailer.

The Black Design Pack gives the overall design of the vehicle a more assertive appearance, with exterior elements changed to Narvik Black and a choice of distinctive Gloss Black alloy wheels.

The Graphite Design Pack allows you to change individual elements of the vehicle to Dark Atlas, augmented with a Grey contrast roof and a choice of striking Gloss Dark Grey alloy wheels.

BLACK DESIGN PACK



- Narvik Black grille and surround
- Narvik Black fender vents
- Narvik Black mirror caps
- Black Discovery script (bonnet and tailgate)
- 20" 5 split-spoke 'Style 511' alloy wheels with Gloss Black finish
- Black contrast roof.

GRAPHITE DESIGN PACK



- Dark Atlas grille
- Dark Atlas fender vents
- Narvik Black mirror caps
- Dark Atlas Discovery script (bonnet and tailgate)
- Grey contrast roof
- 19" 5 split-spoke 'Style 521' with Gloss Dark Grey finish.

STANDARD FEATURES

Engine Transmission, Suspension and Driving Dynamics

	SE	SE TECH	HSE	HSE BLACK	HSE LUXURY	HSE DYNAMIC LUX
Stop/Start technology	■	■	■	■	■	■
Anti-lock Braking System (ABS)	■	■	■	■	■	■
Electronic Power Assisted Steering (EPAS)	■	■	■	■	■	■
Electronic Traction Control (ETC)	■	■	■	■	■	■
Hill Start Assist	■	■	■	■	■	■
Dynamic Stability Control (DSC)	■	■	■	■	■	■
Roll Stability Control (RSC)	■	■	■	■	■	■
Electric Parking Brake (EPB)	■	■	■	■	■	■
Emergency Brake Assist (EBA)	■	■	■	■	■	■
Electronic Brake-force Distribution (EBD)	■	■	■	■	■	■
Trip Computer with Message Centre	■	■	■	■	■	■

■ Standard.

Exterior Features and Finishers

	SE	SE TECH	HSE	HSE BLACK	HSE LUXURY	HSE DYNAMIC LUX
GLASS AND EXTERIOR MIRRORS						
Heated rear window	■	■	■	■	■	■
TOWING						
Trailer Stability Control	■	■	■	■	■	■
Trailer Stability Assist	■	■	■	■	■	■
Front and rear recovery hooks	■	■	■	■	■	■

Wheel Features

	SE	SE TECH	HSE	HSE BLACK	HSE LUXURY	HSE DYNAMIC LUX
Tyre Repair System	■	■	■	■	■	■
Locking wheel nuts	■	■	■	■	■	■
Tyre Pressure Monitoring System (TPMS)	■	■	■	■	■	■

■ Standard.

STANDARD FEATURES

Seating, Interior Features and Finishers

	SE	SE TECH	HSE	HSE BLACK	HSE LUXURY	HSE DYNAMIC LUX
HEADLINING						
Cirrus / Ivory headlining (1)	■	■	■	■	■	■
Ivory headlining (1)	■	■	■	■	■	■
INTERIOR FEATURES						
Front centre stowage with twin cupholders	■	■	■	■	■	■
Overhead grab handles	■	■	■	■	■	■

Safety and Security

	SE	SE TECH	HSE	HSE BLACK	HSE LUXURY	HSE DYNAMIC LUX
Autonomous Emergency Braking (AEB)	■	■	■	■	■	■
Pedestrian Protection System	■	■	■	■	■	■
Airbags (driver and knee airbags, front passenger airbags, curtain airbags and side airbags)	■	■	■	■	■	■
Volumetric alarm with remote panic alarm	■	■	■	■	■	■
Audible seat belt warning	■	■	■	■	■	■
Hazard lights under heavy braking	■	■	■	■	■	■
Power operated child locks	■	■	■	■	■	■
ISOFIX child seat anchor points	■	■	■	■	■	■
Auto-locking and Collision Unlocking System	■	■	■	■	■	■

■ Standard.

(1) Headlining dependent upon colourway selected.

Driver Assistance, Convenience and Loadspace Features

	SE	SE TECH	HSE	HSE BLACK	HSE LUXURY	HSE DYNAMIC LUX
Push Button Start	■	■	■	■	■	■

Information, Communication and Entertainment

	SE	SE TECH	HSE	HSE BLACK	HSE LUXURY	HSE DYNAMIC LUX
Bluetooth® connectivity	■	■	■	■	■	■
InControl Protect for warranty period	■	■	■	■	■	■

■ Standard.

The Bluetooth® word mark and logo are owned by the Bluetooth SIG, Inc. and any use of such marks by Land Rover is under licence.

OPTIONAL FEATURES

Engine Transmission, Suspension and Driving Dynamics

	OPTION CODE	2.0L TD4 (150)	2.0L TD4 (180)	DESCRIPTION
6-speed Manual Transmission		■	■	
9-speed Automatic Transmission (1)	078BY	-	□	Please refer to page 45.
4 Wheel Drive (4WD) with Efficient Driveline		■	■	
Adaptive Dynamics (2)	027CY	-	□	Please refer to page 27.
All Terrain Progress Control (ATPC)	095CB	-	□	Please refer to page 23.
Terrain Response		■	■	Please refer to page 20.
Hill Descent Control (HDC)		■	■	Please refer to page 25.
Diesel Particulate Filter (DPF)		■	■	
Diesel Misfuelling Protection Device		■	■	

Exterior Features and Finishers

	OPTION CODE	SE	SE TECH	HSE	HSE BLACK	HSE LUXURY	HSE DYNAMIC LUX	DESCRIPTION
ROOF AND EXTERIOR DESIGN								
Black contrast roof	080AN	□	□	□	■	□	■	
Grey contrast roof	080EE	□	□	□	-	□	-	
Fixed panoramic roof	041CX	□	□	■	■	■	■	Please refer to page 40.
Dark Atlas grille with Narvik Black grille surround		■	■	-	-	-	-	

■ Standard □ Optional - Not Available.

(1) Not available with TD4 150hp engine (2) Only available on HSE, HSE Black, HSE Luxury and HSE Dynamic Lux.

Exterior Features and Finishers (continued)

	OPTION CODE	SE	SE TECH	HSE	HSE BLACK	HSE LUXURY	HSE DYNAMIC LUX	DESCRIPTION
ROOF AND EXTERIOR DESIGN								
Dark Atlas fender vents		■	■	-	-	-	-	
Atlas grille with Narvik Black grille surround		-	-	■	-	■	-	
Atlas fender vents		-	-	■	-	■	-	
Black grille with Narvik Black grille surround		-	-	-	■	-	-	
Black Dynamic style grille with Narvik Black grille surround		-	-	-	-	-	■	
Narvik Black fender vents		-	-	-	■	-	■	
Body-coloured door handles		■	■	■	■	■	■	
Noble Plated upper and lower door handles		-	-	-	-	■	-	
Narvik Black mirror caps		-	-	-	■	-	■	
Body-coloured mirror caps		■	■	■	-	■	-	
Narvik Black tailgate finisher		■	■	■	■	-	■	
Atlas tailgate finisher		-	-	-	-	■	-	
Brunel Discovery script (bonnet and tailgate)		■	■	■	-	-	-	
Atlas Discovery script (bonnet and tailgate)		-	-	-	-	■	-	
Narvik Black Discovery script (bonnet and tailgate)		-	-	-	■	-	■	
Dark Techno Silver tow eye covers		■	■	-	■	-	-	
Narvik Black tow eye covers		-	-	-	-	-	■	
White Silver tow eye covers		-	-	■	-	■	-	

■ Standard □ Optional - Not Available.

OPTIONAL FEATURES

Exterior Features and Finishers (continued)

	OPTION CODE	SE	SE TECH	HSE	HSE BLACK	HSE LUXURY	HSE DYNAMIC LUX	DESCRIPTION
GLASS AND EXTERIOR MIRRORS								
Heated front windscreen	040AK	■	■	■	■	■	■	
Infrared reflective windscreen	047AP	–	–	□	□	□	□	This is a fine metallic coating made up of several layers of titanium and silver to create an infrared reflective coating, keeping the vehicle cooler in hot conditions.
Privacy glass	047AB	□	□	□	■	□	■	Provides increased privacy for rear passengers by restricting vision into the cabin.
Power fold, heated door mirrors with approach lights	030NB	■	■	■	■	–	–	
Power fold, heated door mirrors with memory and approach lights	030NM	–	–	□	□	■	■	
LIGHTING								
Halogen headlights		■	■	–	–	–	–	
Xenon headlights with LED signature	064CW	□	□	■	■	■	■	Includes rear LED lights and headlight power wash.
Adaptive Xenon headlights with LED signature	064DI	□	□	□	□	□	□	Includes rear LED lights and headlight power wash.
Automatic headlights and rain sensing wipers	064HI	–	■	■	■	■	■	The headlights self-activate at low light levels and rain sensing wipers turn on as rain begins to fall.
Auto High Beam Assist (AHBA)	030NT	□	□	■	■	■	■	Automatic High Beam Assist headlights automatically dip when traffic is detected, reverting when vehicles have passed.
Front fog lights	064AP	□	■	■	■	■	■	

■ Standard □ Optional – Not Available.

Seating, Interior Features and Finishers

	OPTION CODE	SE	SE TECH	HSE	HSE BLACK	HSE LUXURY	HSE DYNAMIC LUX	DESCRIPTION
SEATING								
Partial leather seats	033JC	■	■	–	–	–	–	
Grained leather seats	033JE	□	□	■	■	–	–	
Windsor leather seats		–	–	–	–	■	■	
6-way manual front seats		■	■	–	–	–	–	
8-way electric front seats	033TY	□	□	■	■	–	–	
10-way electric front seats with memory	033TZ	–	–	□	□	■	■	
Centre console with sliding armrest	045AS	■	■	■	■	■	■	
Heated front seats	033BV	■	■	■	■	–	–	Please refer to page 40.
Heated and cooled front seats	033KO	□	□	□	□	–	–	Please refer to page 40.
Heated front and rear seats	033EQ	□	□	□	□	–	–	Heats the outboard second row seats. Please refer to page 40.
Heated and cooled front seats with heated rear seats	033GQ	□	□	□	□	■	■	Heats the outboard second row seats. Please refer to page 40.

■ Standard □ Optional – Not Available.

OPTIONAL FEATURES

Seating, Interior Features and Finishers (continued)

	OPTION CODE	SE	SE TECH	HSE	HSE BLACK	HSE LUXURY	HSE DYNAMIC LUX	DESCRIPTION
SEATING								
60:40 second row seats with slide and recline		■	■	■	■	■	■	Please refer to page 86.
Second row centre headrest	033DB	■	■	■	■	■	■	
Rear armrest with twin cupholders	033LM	■	■	■	■	■	■	
5 + 2 seating (1)	033BI	■	■	■	■	■	■	Please refer to page 87.
STEERING WHEEL								
Leather steering wheel	032BV	■	■	■	■	■	■	
Heated leather steering wheel	032DV	□	□	□	□	■	■	
INTERIOR FINISHERS								
Satin Brushed Aluminium (2)	063BC	■	■	■	■	■	■	Please refer to pages 88-89.
Glacier Brushed Aluminium (3)	063BE	□	□	–	–	□	–	Please refer to pages 88-89.
Carmine Red Brushed Aluminium (4)	063BL	□	□	□	□	□	□	Please refer to pages 88-89.
HEADLINING								
Ivory headlining (5)		–	–	□	□	□	–	Please refer to pages 88-89.
Ebony headlining	032BU	□	□	□	□	□	□	Please refer to pages 88-89.

■ Standard □ Optional – Not Available.

(1) Not available with TD4 150hp engines (2) Not available with Glacier/Lunar interior (3) Available with Glacier/Lunar interior only (4) Available with Ebony/Ebony with Pimento stitching interior only (5) Available with Almond/Ebony, Tan/Ebony and Ivory/Ebony.

Seating, Interior Features and Finishers (continued)

	OPTION CODE	SE	SE TECH	HSE	HSE BLACK	HSE LUXURY	HSE DYNAMIC LUX	DESCRIPTION
INTERIOR FEATURES								
Two-zone Climate Control	022AX	■	■	■	■	■	■	
Cabin Air Quality Sensor	067BN	□	□	■	■	■	■	Advanced air filtration and air quality sensing system to facilitate automatic recirculation when outside air quality is poor or pollen counts are high.
Climate Control with high level vents to second row	030FB	□	□	■	■	■	■	
Climate Control with high level vents to third row with single USB port (6)	022EB	□	□	□	□	■	■	
Advanced Alarm System	076EL	■	■	■	■	■	■	The Advanced Alarm System offers enhanced theft protection, using ultrasonic sensors to detect any intrusion into the cabin area when the vehicle is locked. When the alarm is activated, the vehicle emits an acoustic warning and the hazard warning lights are automatically switched on.
Illuminated vanity mirrors	115AP	■	■	■	■	■	■	
Manual dipping interior rear view mirror		■	■	-	-	-	-	
Auto-dimming interior rear view mirror	031CG	□	□	■	■	■	■	
Ambient Interior Lighting	064FB	■	■	■	■	-	-	
Configurable Ambient Interior Lighting	064FM	□	□	□	□	■	■	Please refer to page 40.
Illuminated aluminium front treadplates with Discovery script	048BD	□	□	□	□	■	■	
Carpet mats	079AJ	□	□	■	■	-	-	
Front and rear premium carpet mats	079CA	-	-	-	-	■	■	

■ Standard □ Optional - Not Available.
(6) Not available with TD4 150hp engines.

OPTIONAL FEATURES

Driver Assistance, Convenience and Loadspace Features

	OPTION CODE	SE	SE TECH	HSE	HSE BLACK	HSE LUXURY	HSE DYNAMIC LUX	DESCRIPTION
DRIVER ASSISTANCE								
Cruise Control and Speed Limiter	065AB	■	■	■	■	■	■	An enhancement to Cruise Control – Active Speed Limiter (ASL) – prevents you from going over the limit you have set.
Adaptive Cruise Control with Queue Assist (1) (2)	065AG	□	□	□	□	□	□	Please refer to page 30.
Lane Departure Warning		■	■	■	■	■	■	A forward-facing camera monitors the lane markings on both sides of the vehicle and gives the driver a discrete notification should the vehicle drift out of the lane, allowing the driver to take the appropriate action.
Lane Keep Assist and Driver Condition Monitor	086BD	□	□	□	□	□	□	Please refer to page 30.
Traffic Sign Recognition	086DB	□	□	□	□	□	□	Please refer to page 29.
Blind Spot Monitor with Reverse Traffic Detection	086GF	–	–	□	□	□	□	Please refer to page 30.
Rear Parking Aid	086EH	■	■	■	■	■	■	
Front Parking Aid	086EG	–	■	■	■	■	■	
Rear View Camera	086FA	□	□	■	■	■	■	Please refer to page 31.
Surround Camera System	086GC	–	–	□	□	□	□	Please refer to page 31.
Park Assist	086HA	–	–	□	□	■	■	Please refer to page 31.
Wade Sensing	075EC	–	–	□	□	□	□	Please refer to page 25.

■ Standard □ Optional – Not Available.

(1) Only available with automatic diesel engines (2) Please contact your nearest Land Rover Retailer for feature availability.

Driver Assistance, Convenience and Loadspace Features (continued)

	OPTION CODE	SE	SE TECH	HSE	HSE BLACK	HSE LUXURY	HSE DYNAMIC LUX	DESCRIPTION
CONVENIENCE FEATURES								
Keyless Entry	066AC	□	□	■	■	■	■	The driver is able to access and lock/alarm the vehicle without the need to take the remote smart key out of a bag or pocket.
HomeLink®	025FG	□	□	□	□	□	□	This universal transmitter can be programmed to operate up to three home or office wireless controlled systems, such as garage doors, automatic gates, or security lighting.
LOADSPACE FEATURES								
Loadspace cover	063AH	■	■	■	■	■	■	
Powered gesture tailgate	070BA	–	■	■	■	■	■	Please refer to page 43.
Loadspace storage rails	135AH	□	□	□	□	■	■	The rails can be used in conjunction with the Accessory Load Retention System. Please refer to page 96.
Detachable tow bar	028BL	□	□	□	□	□	□	Please refer to page 33.
Electrically deployable tow bar	028EJ	□	□	□	□	□	□	Please refer to page 33.

■ Standard □ Optional – Not Available.

OPTIONAL FEATURES

Information, Communication and Entertainment

	OPTION CODE	SE	SE TECH	HSE	HSE BLACK	HSE LUXURY	HSE DYNAMIC LUX	DESCRIPTION
InControl Touch: Land Rover Enhanced Sound System 190W with 10 speakers	025MF	■	■	–	–	–	–	
InControl Touch: Meridian™ Sound System 380W with 10 speakers plus subwoofer	025KM	□	□	■	■	■	■	Please refer to page 38.
InControl Touch Pro: Meridian™ Digital Surround Sound System 825W with 16 speakers plus subwoofer (5)	025LN	–	–	□	□	□	□	Please refer to pages 38-39.
Digital Audio Broadcast (DAB) Radio	025JB	■	■	■	■	■	■	
Television (1)	129AA	–	–	□	□	□	□	Please refer to page 43.
Rear Seat Entertainment (2)	129AH	–	–	□	□	□	□	Please refer to page 43.
Dual View Touchscreen (2)	087AM	–	–	□	□	□	□	Please refer to page 43.
InControl Touch Navigation	087AT	–	■	■	■	■	■	Please refer to pages 34-37.
InControl Touch Pro Navigation (5)	087AU	–	–	□	□	□	□	Please refer to pages 34-37.
Single USB port in first row with charging located in centre console	015BB	■	■	■	■	■	■	
Two USB ports in first row with charging (centre console and IP shelf)	015BA	□	□	□	□	□	□	
Two USB ports in second row with charging	054AH	□	□	□	□	■	■	
Two USB ports in third row with charging (3)	054AI	□	□	□	□	–	–	
Two USB ports in second row and third row with charging (3)	054AJ	□	□	□	□	–	–	
InControl Apps (4)	025PA	□	□	□	□	■	■	Please refer to pages 34-37.
Remote Premium (4)	011DA	□	□	□	□	□	□	Please refer to pages 34-37.
Wi-Fi Hotspot (4)	025RB	□	□	□	□	□	□	Please refer to pages 34-37.
InControl Pro Services (4)	025RC	–	–	□	□	□	□	Please refer to pages 34-37.

■ Standard □ Optional – Not Available.

(1) Whilst Land Rover continues to work closely with its partners to develop TV standards worldwide, we cannot guarantee the TV feature in all countries at all times (2) Available from Q4 2016, please contact your nearest Land Rover Retailer for feature availability (3) Not available with TD4 150hp engines (4) Only available with InControl Connect (Pro) Packs (5) Meridian Surround Sound System (825W) and InControl Touch Pro Navigation must be selected together. InControl Connect Pro Pack is recommended to enable connected functionality.

Option Packs

	OPTION CODE	SE	SE TECH	HSE	HSE BLACK	HSE LUXURY	HSE DYNAMIC LUX	DESCRIPTION
Vision Assist Pack	041CB	–	–	□	□	□	□	Consists of Adaptive Xenon headlights with LED Signature and Surround Camera System.
Xenon Pack	017BA	□	□	–	–	–	–	Consists of Xenon headlights with LED Signature and Auto High Beam Assist.
Adaptive Xenon Pack	017BB	□	□	–	–	–	–	Consists of Adaptive Xenon headlights with LED Signature and Auto High Beam Assist.
Cold Climate Pack	072AC	□	□	□	□	–	–	Consists of heated front and rear seats and heated steering wheel.
Driver Assist -Tech Pack	017FY	–	–	□	□	□	□	Consists of Park Assist, Surround Camera System, Blind Spot Monitoring and Reverse Traffic Detection, Wade Sensing and Traffic Sign recognition.
Head-up Display	074OP	–	–	□	□	□	□	Consists of Infrared Reflective Windscreen and Head-up Display .
All round Vision Assist Pack	041CN	–	–	□	□	□	□	Consists of Surround Camera System, Blind Spot Monitoring and Reverse Traffic Detection, Wade Sensing, Traffic Sign Recognition, Infrared Reflective Windscreen and Head-up Display.
Entertainment Pack	016AC	–	–	□	□	□	□	Consists of Meridian Digital Surround Sound System – 825W, Television, InControl Touch Pro Navigation.

□ Optional – Not Available.

OPTIONAL FEATURES

Option Packs (continued)

	OPTION CODE	SE	SE TECH	HSE	HSE BLACK	HSE LUXURY	HSE DYNAMIC LUX	DESCRIPTION
Entertainment Pack including RSE (Available from Q4 2016)	016AJ	-	-	□	□	□	□	Consists of Meridian Digital Surround Sound System – 825W, Touchscreen with Dual View technology, Television, InControl Touch Pro Navigation and Rear Seat Entertainment.
Detachable Tow Bar Pack 1	028GA	□	□	□	□	□	□	Consists of detachable tow bar, Rear View Camera (SE and SE Tech) and Surround Camera System (HSE, HSE Black, HSE Luxury and HSE Dynamic Lux).
Detachable Tow Bar Pack 2 (maximum towing capacity 2,500kg) (1) (2)	028GB	□	□	□	□	□	□	Consists of detachable tow bar, Rear View Camera (SE and SE Tech), Surround Camera System (HSE, HSE Black, HSE Luxury and HSE Dynamic Lux), and full size spare wheel.
Electrically Deployable Tow Bar Pack 1	028GC	□	□	□	□	□	□	Consists of electrically deployable tow bar, Rear View Camera (SE and SE Tech) and Surround Camera System (HSE, HSE Black, HSE Luxury and HSE Dynamic Lux).
Electrically Deployable Tow Bar Pack 2 (maximum towing capacity 2,500kg) (1) (2)	028GD	□	□	□	□	□	□	Consists of electrically deployable tow bar, Rear View Camera (SE and SE Tech), Surround Camera System (HSE, HSE Black, HSE Luxury and HSE Dynamic Lux), and full size spare wheel.
Black Pack (contrast roof)	032GB	-	-	-	■	□	-	Consists of Narvik Black grille surround, Narvik Black fender vents, Narvik Black mirror caps, Black Discovery script (bonnet and tailgate), Santorini Black contrast roof and 20" 5 split-spoke 'Style 511' alloy wheels with Gloss Black finish.
Black Pack (body-coloured roof) (3)	032GG	-	-	-	■	□	-	Consists of Narvik Black grille surround, Narvik Black fender vents, Narvik Black mirror caps, Black Discovery script (bonnet and tailgate) and 20" 5 split-spoke 'Style 511' alloy wheels with Gloss Black finish.

■ Standard □ Optional - Not Available.

(1) Only available on 180hp Auto Transmission (2) Deletes 5 + 2 Seating (3) Available for Black exterior Paint Only.

Option Packs (continued)

	OPTION CODE	SE	SE TECH	HSE	HSE BLACK	HSE LUXURY	HSE DYNAMIC LUX	DESCRIPTION
Graphite Pack 19" Alloy Package	032IJ	<input type="checkbox"/>	<input type="checkbox"/>	-	-	-	-	Consists of Dark Atlas grille surround, Dark Atlas fender vents, Narvik Black mirror caps, Dark Atlas Discovery script (bonnet and tailgate), Corris Grey contrast roof and 19" 5 split-spoke 'Style 521' alloy wheels with Gloss Dark Grey finish.
Santorini Black Style Pack 1	074OG	<input type="checkbox"/>	<input type="checkbox"/>	<input type="checkbox"/>	-	-	-	Consists of Privacy Glass, Santorini Black contrast roof, Illuminated Aluminium treadplates and Configurable Interior Mood Lighting.
Santorini Black Style Pack 2 (4)	074OH	<input type="checkbox"/>	<input type="checkbox"/>	<input type="checkbox"/>	-	-	-	Consists of Privacy Glass, Santorini Black contrast roof and 20" 5 split-spoke 'Style 511' alloy wheels.
Corris Grey Style Pack 1	074OV	<input type="checkbox"/>	<input type="checkbox"/>	<input type="checkbox"/>	-	-	-	Consists of Privacy Glass, Corris Grey contrast roof, Illuminated Aluminium treadplates and Configurable Interior Mood Lighting.
Corris Grey Style Pack 2 (4)	074OW	<input type="checkbox"/>	<input type="checkbox"/>	<input type="checkbox"/>	-	-	-	Consists of Privacy Glass, Corris Grey contrast roof and 20" 5 split-spoke 'Style 511' alloy wheels.
InControl Connect Pack	011CA	<input type="checkbox"/>	<input type="checkbox"/>	<input type="checkbox"/>	<input type="checkbox"/>	<input type="checkbox"/>	<input type="checkbox"/>	Consists of InControl Wi-Fi, InControl Apps (SE, SE Tech, HSE, HSE Black) and InControl Remote App Premium for warranty period.
InControl Connect Pro Pack (5)	011CF	-	-	<input type="checkbox"/>	<input type="checkbox"/>	<input type="checkbox"/>	<input type="checkbox"/>	Consists of InControl Pro Services, InControl Apps (SE, SE Tech, HSE, HSE Black) and InControl Remote App Premium for warranty period.

Optional - Not Available.

(4) 180hp only (5) Recommended with InControl Touch Pro.

3

Now you have chosen your Discovery Sport model, you can select your exterior paint colour. From rich, deep lustres to incandescent metallic patinas, our paints incorporate the latest in pigment technologies. Our solid paints produce a deep flat colour. Our metallics deliver a sparkle finish that is sure to catch the eye. And our premium metallic paints enhance both the colour and the intensity of the sparkle or sleek metallic finish to give your vehicle even more presence.

Fuji White (solid)

Optional Contrast Roof Colour

Black Grey



Yulong White (metallic)

Optional Contrast Roof Colour

Black Grey



Indus Silver (metallic)

Optional Contrast Roof Colour

Black Grey



Corris Grey (metallic)

Optional Contrast Roof Colour

Black



Kaikoura Stone (metallic)

Optional Contrast Roof Colour
Black Grey



Scotia Grey (metallic)

Optional Contrast Roof Colour
Black



Aintree Green (metallic)

Optional Contrast Roof Colour
Black Grey



Loire Blue (metallic)

Optional Contrast Roof Colour
Black Grey



Santorini Black (metallic)
Optional Contrast Roof Colour
Grey



Firenze Red (metallic)
Optional Contrast Roof Colour
Black Grey



Phoenix Orange (premium metallic)*
Contrast Roof Colour
Black



Silicon Silver (premium metallic)
Optional Contrast Roof Colour
Black



Aruba (premium metallic)

Optional Contrast Roof Colour
Black Grey



Waitomo Grey (premium metallic)

Optional Contrast Roof Colour
Black



Carpathian Grey (premium metallic)

Optional Contrast Roof Colour
Black Grey



Farallon Black (premium metallic)

Optional Contrast Roof Colour
Grey



4



18" 5 SPLIT-SPOKE
'STYLE 511'



18" 5 SPLIT-SPOKE
'STYLE 511'
WITH GLOSS DARK GREY FINISH



18" 5 SPOKE
'STYLE 518' (1)



19" 5 SPLIT-SPOKE
'STYLE 521'

	OPTION CODE	SE	SE TECH	HSE	HSE BLACK	HSE LUXURY	HSE DYNAMIC LUX
WHEELS							
18" 5 split-spoke 'Style 511'	029UE	■	■	-	-	-	-
18" 5 split-spoke 'Style 511' with Gloss Dark Grey finish	029TX	□	□	△	-	△	-
18" 5 spoke 'Style 518' (1)	029TY	□	□	△	-	△	-
19" 5 split-spoke 'Style 521'	031NB	□	□	■	-	-	-



19" 5 SPLIT-SPOKE
'STYLE 521'
WITH GLOSS DARK GREY FINISH (2)



19" 9 SPOKE
'STYLE 902'



19" 9 SPOKE
'STYLE 902'
WITH DIAMOND TURNED FINISH



20" 5 SPLIT-SPOKE
'STYLE 524'
WITH SATIN POLISHED FINISH (3)



20" 5 SPLIT-SPOKE
'STYLE 511'



20" 5 SPLIT-SPOKE
'STYLE 511'
WITH GLOSS BLACK FINISH

	OPTION CODE	SE	SE TECH	HSE	HSE BLACK	HSE LUXURY	HSE DYNAMIC LUX
WHEELS							
19" 5 split-spoke 'Style 521' with Gloss Dark Grey finish (2)	031JP	PACK	PACK	-	-	-	-
19" 9 spoke 'Style 902'	031NA	□	□	□	-	Δ	-
19" 9 spoke 'Style 902' with Diamond Turned finish	029UB	-	-	-	-	Δ	-
20" 5 split-spoke 'Style 524' with Satin Polished finish (3)	VPLCW0105	□	□	□	□	□	□
20" 5 split-spoke 'Style 511'	029SB	□	□	□	-	■	-
20" 5 split-spoke 'Style 511' with Gloss Black finish	029TW	-	-	-	■	PACK	■

■ Standard □ Optional - Not Available Δ No Cost Option.
(2) Only available as part of Graphite Design Pack (3) Accessory wheel.

5

CHOOSE YOUR SEAT CONFIGURATION



60:40 Second Row Seats with Slide and Recline

Available as standard, these seats have forwards/backwards movement of 160mm allowing truly flexible use of space for luggage or to maximise passenger legroom. The seats can also recline to provide even greater comfort.























5 + 2 Seating

A neatly integrated third row of seats is specified on TD4 180hp engine to give you even more versatility. These seats are ideal for children and teenagers, or adults on short journeys.

They are easily accessed by tipping and sliding forward the second row seats. When folded, the third row seats leave a flat floor in the luggage compartment as if it were a five-seat model.

CHOOSE YOUR INTERIOR COLOUR COMBINATIONS

EXCLUSIVE TO HSE DYNAMIC LUX									
	(A)	(B)	(C)	(D)	(E)	(F)	(G)	(H)	(I)
COLOURWAYS	EBONY / EBONY (page 90)	CIRRUS / LUNAR (page 91)	GLACIER / LUNAR (page 91)	ALMOND / EBONY (page 90)	TAN / EBONY (page 91)	IVORY / EBONY (page 91)	EBONY / EBONY with Pimento detail* (page 92)	EBONY / EBONY with Cirrus detail* (page 93)	CIRRUS / LUNAR with Ebony detail* (page 93)
INTERIOR COLOUR									
Seat colour	Ebony	Cirrus	Glacier	Almond	Tan	Ivory	Ebony	Ebony	Cirrus
Carpet	Ebony	Lunar	Lunar	Ebony	Ebony	Ebony	Ebony	Ebony	Ebony
MODEL									
SE (partial leather)	TWB	TWC	TWD	-	-	-	-	-	-
SE (grained leather)	TWS	TWT	TWU	-	-	-	-	-	-
SE Tech (partial leather)	TWB	TWC	TWD	-	-	-	-	-	-
SE Tech (grained leather)	TWS	TWT	TWU	-	-	-	-	-	-
HSE (grained leather)	TWH	TWN	-	TWI	-	-	-	-	-
HSE Black (grained leather)	TWH	TWN	-	TWI	-	-	-	-	-
HSE Luxury (Windsor leather)	TWJ	-	TWM	-	TWK	TWL	-	-	-
HSE Dynamic Lux (Windsor leather)	-	-	-	-	-	-	TWE	TWF	TWG
CENTRE STACK SIDE RAILS									
 Satin Brushed Aluminium	○	○	-	○	○	○	-	-	-
 Glacier Brushed Aluminium	-	-	○	-	-	-	-	-	-
 Carmine Red Brushed Aluminium	-	-	-	-	-	-	○	-	-
 Dark Grey Brushed Aluminium	-	-	-	-	-	-	-	○	○
EXTERIOR COLOUR									
 Fuji White	○	○	○	○	○	○	○	○	○
 Yulong White	▲	▲	○	○	○	○	○	○	○
 Indus Silver	○	▲	○	○	○	○	○	○	○
 Corris Grey	▲	▲	▲	○	○	○	○	○	○
 Kaikoura Stone	○	○	○	○	○	▲	○	○	○
 Scotia Grey	○	○	▲	○	○	○	○	○	○
 Aintree Green	○	○	○	▲	○	○	○	○	○
 Loire Blue	○	○	○	○	○	▲	○	○	○
 Santorini Black	▲	○	○	▲	▲	▲	○	▲	▲
 Firenze Red	▲	○	○	○	○	○	▲	▲	○
 Phoenix Orange	▲	○	○	○	○	○	○	▲	○
 Silicon Silver	▲	○	○	○	○	○	○	○	○
 Aruba	○	○	○	○	○	▲	○	○	○
 Waitomo Grey	▲	○	○	▲	○	○	○	○	○
 Carpathian Grey	○	▲	▲	○	○	○	○	○	○
 Farallon Black	○	▲	○	○	○	○	○	○	▲

▲ Combination is Designer's Choice ○ Combination is Available - Not Available.

*Please contact your nearest Land Rover Retailer for availability.

The above table is designed as a guide. Please contact your nearest Land Rover Retailer for more information.



	1	2	3	4	5	6
COLOURWAYS	DOOR CASING INSERT	DOOR ROLL TOP	FACIA TOPPER	DOOR LOWER	CENTRE STACK SIDE RAILS	FACIA MID-SECTION
A) Ebony / Ebony	Ebony	Ebony	Ebony	Ebony	Satin Brushed Aluminium	Ebony
B) Cirrus / Lunar	Lunar	Cirrus	Lunar	Lunar	Satin Brushed Aluminium	Cirrus
C) Glacier / Lunar	Lunar	Glacier	Lunar	Lunar	Glacier Brushed Aluminium	Glacier
D) Almond / Ebony	Ebony	Almond	Ebony	Ebony	Satin Brushed Aluminium	Almond
E) Tan / Ebony	Tan	Ebony	Ebony	Ebony	Satin Brushed Aluminium	Ebony
F) Ivory / Ebony	Ebony	Ivory	Ebony	Ebony	Satin Brushed Aluminium	Ivory
G) Ebony / Ebony with Pimento detail	Ebony	Ebony	Ebony	Ebony	Carmine Red Brushed Aluminium	Ebony
H) Ebony / Ebony with Cirrus detail	Ebony	Ebony	Ebony	Ebony	Dark Grey Brushed Aluminium	Ebony
I) Cirrus / Lunar with Ebony detail	Lunar	Cirrus	Lunar	Lunar	Dark Grey Brushed Aluminium	Cirrus

AVAILABLE INTERIOR COLOUR COMBINATIONS

The cabin in Discovery Sport embodies the finest of contemporary living. Bold horizontal and vertical lines and superb levels of comfort create a space in which you and your family and friends will want to spend time. A wide range of colourways and seat materials are available to suit all tastes.

- A** **Ebony / Ebony** (available on SE, SE Tech, HSE, HSE BLACK and HSE Luxury)



Interior shown: Ebony cloth.

- D** **Almond / Ebony** (available on HSE and HSE BLACK)



Interior shown: Almond grained leather.

B Cirrus / Lunar (available on SE, SE Tech, HSE and HSE BLACK)



Interior shown: Cirrus partial leather.

C Glacier / Lunar (available on SE, SE Tech and HSE Luxury)



Interior shown: Glacier grained leather.

E Tan / Ebony (available on HSE Luxury only)



Interior shown: Tan Windsor leather.

F Ivory / Ebony (available on HSE Luxury only)



Interior shown: Ivory Windsor leather.

EXCLUSIVE TO HSE DYNAMIC LUX

Available exclusively on the HSE Dynamic Lux are a choice of three striking colourways in Windsor leather. The look is augmented by the unique micropiping featured on the seats and headrest and Dark Grey Brushed Aluminium* centre stack side rails.

G **Ebony / Ebony with Pimento stitching and piping**
(available on HSE Dynamic Lux only)



Interior shown: Ebony Windsor leather with Pimento stitching and piping.

H Ebony / Ebony with Cirrus stitching and piping
(available on HSE Dynamic Lux only)



Interior shown: Ebony Windsor leather with Cirrus stitching and piping.

I Cirrus / Lunar with Ebony piping
(available on HSE Dynamic Lux only)



Interior shown: Cirrus Windsor leather with Ebony piping.

6

LAND ROVER APPROVED ACCESSORIES



Discovery Sport is so capable and adaptable it can get straight to work across a huge variety of vastly differing conditions and roles. Even so, some owners want to add their own stamp of individuality by tailoring their Discovery Sport to their specific needs with a range of stylish, practical accessories that are tough, versatile and bring an opportunity for personalisation.

Importantly, these accessories can be added at any stage during the vehicle's life – not just when it's new. Naturally, Land Rover Approved Accessories are designed, tested and manufactured to the same exacting standards as the original equipment fitted to your vehicle.

DESIGN



Bright Side Tubes*
VPLCP0209

Highly Polished Stainless Steel side tubes provide an off-road inspired appearance, designed to complement the vehicle's exterior design.



Fixed Side Steps**
VPLCP0210

The side step aids entry and exit to the vehicle and improves access to the roof. Design features include Bright stainless steel edge trim and a rubber tread mat.



Sill Treadplates – Illuminated
VPLCS0286LAA – Lunar
VPLCS0286PVJ – Ebony (not shown)

Sill treadplates featuring illuminated Discovery script. Supplied as a pair for driver and front passenger sides of the vehicle.



Stainless Steel Undershield – Front
VPLCP0212

The off-road designed undershield, manufactured from stainless steel, features a premium Bright Polished finish for the front of the vehicle.



Stainless Steel Undershield – Rear
VPLCP0213

The off-road designed undershield, manufactured from stainless steel, features a premium Bright Polished finish for the rear of the vehicle.



Loadspace Organiser
VPLCS0340

Convenient loadspace organiser provides segregated compartments to stow delicate items or separate shopping/luggage. Featuring lockable lids, it is secured via loadspace 'D' loops.

*Fitting of side tubes may affect the off-road capability of vehicle **Fitting of side steps may affect the off-road capability of vehicle. Please contact your nearest Land Rover Retailer for availability.

TOURING



Sunshades
 VPLCS0298 – Second row
 VPLCS0297 – Third row
 VPLCS0296 – Tailgate (not shown)

Easy to install or remove, these sun blinds provide increased comfort helping to protect passengers from heat and glare of the sun. Three versions available for the second row, third row passenger side windows and the rear tailgate.



Roof Rails*
 VPLCR0137 – Silver finish (panoramic roof)
 VPLCR0133 – Silver finish (fixed roof)**
 VPLCR0136 – Black finish (panoramic roof)
 VPLCR0132 – Black finish (fixed roof)**

Roof rails facilitate easy fitment of cross bars for roof carrying. Pre-set positioning points ensure cross bars are fixed in optimum position for weight distribution and dynamics. Maximum payload is 75kg.†

Cross Bars*
 VPLCR0131
 Elegant, durable Bright finish aluminium cross bars, with T-track design which utilises the full length of the bars, providing space to mount multiple accessories. Aerodynamic profile minimises drag and wind noise.



Roof Box*
 VPLWR0100 – Large Sports Roof Box*
 VPLVR0061 – Sports Roof Box* (not shown)
 VPLVR0062 – Luggage Roof Box* (not shown)

Available in a range of sizes, all versions can be mounted either side for kerbside opening in any country and include integral locks for security and peace of mind. Carrying capacity ranges from 320 litres for the sports box to the 410 litre luggage box or the capacious 430 litre large sports box. Maximum payload 75kg.†



Loadspace Rails
 VPLCS0303

Loadspace mounted rails to help increase the flexibility of loadspace stowage, also allowing the fitment of the luggage retention kit stowage system. The loadspace retention kit consists of a pack of attachments that fix into the loadspace rails via a quick lock/quick release system to help provide a comprehensive and flexible solution for retaining luggage and other items within the loadspace. The attachment pack includes a retractable strap with inertia reel and telescopic rod.

Luggage Retention Kit
 VPLCS0324



Seat Back Stowage
 VPLVS0182 – Premium leather
 VPLVS0181 – Standard (not shown)

Manufactured from the same premium leather offered on the vehicle, complemented with soft touch interior lining and magnetic button clasps. Provides convenient stowage solution for the rear of the front seats with multiple compartments for stowing small items.



iPad® Holder
 VPLVS0165 – iPad®[‡]
 VPLVS0164 – iPad® 1

iPad® holder with Land Rover branding, mounts securely to the rear of the front seat head restraint posts to face rear seat. Features quick release design allowing iPad® to be fitted/removed quickly and easily.

SPORTING



Loadspace Liner Tray
VPLCS0274
VPLCS0268 – Available with luggage divider (not shown)
Semi-rigid waterproof loadspace liner tray with a raised lip on three sides to protect loadspace floor and side wall carpets from dirt or wet equipment.



Aperture Retention Net
VPLCS0267
The aperture retention net prevents small items from falling out of the loadspace when the tailgate is opened and maximises packing space. Manufactured from premium lightweight materials including high grade machined aluminium to ensure robust quality.



Aqua Sports Carrier
VPLGR0107
Carries one surfboard, sailboard, canoe or kayak. Includes lockable multi-purpose holder to carry a mast, oars or paddles. Tilts to facilitate easy loading/unloading. Features lockable straps and rubber supports to maintain optimum weight distribution whilst protecting the kayak and vehicle from scratches/scuffs. Maximum load capacity 45kg.



Tow Bar Mounted Bike Carrier
VPLVR0066 – Two Bike Carrier*
VPLVR0068 – Three Bike Carrier*
(not shown)
The tow bar mounted bike carrier features a one hand, quick attach/release tow bar coupling mechanism and can be tilted away from the vehicle, by use of a foot pedal, to allow easy access into the rear tailgate. The tailgate can be opened with carrier in deployed/folded position. Manufactured from aluminium and other lightweight materials, the bike carrier also features a rear lighting and licence plate mount and it is lockable for security. The carrier has a folding/sliding mechanism to allow ease of stowage when not in use. A holder and ratchet function ensure bicycles are safely secured. Maximum load capacity 51kg (on the three bike carrier).



Towing System – Detachable Tow Bar**
VPLCT0148
Towing Electrics – 13 Pin†
VPLCT0182

Convenient and easy to use, the detachable tow bar ensures a clean look when not in use. Offered for vehicles equipped with 5 + 2 seating and reduced section spare wheel.



Towing System – Fixed Height Flanged Tow Bar**
VPLCT0142
Towing Electrics – 13 Pin†
VPLCT0182



Ski/Snowboard Holder
LR006849
Carries four pairs of skis or two snowboards and incorporates slider rails for easy loading, is also lockable for security. Maximum payload 36kg.

*Heat Shield is required for two and three tow bar mounted bike carrier – VPLWR0124.

**Maximum towing capacity 2,500kg and 2,200kg for 5 + 2 seating (capacity dependent upon engine, powertrain variant and seating).

†Towing electrics must be ordered with part shown, please consult your Land Rover Retailer for further information.

OUTDOOR



Luggage Partition* – Full Height
VPLCS0299

Designed to prevent luggage from entering the passenger compartment. The design of the luggage partition has been optimised to second row seating featuring tilt functionality. The luggage partition divider can be fitted to the luggage partition to separate the loadspace into two sections.

Luggage Partition Divider
VPLCS0301



Luggage Partition – Half Height*
VPLCS0300

Designed to prevent luggage from entering the passenger compartment. The design of the luggage partition has been optimised to second row seating featuring tilt functionality.



Loadspace Mat – Rubber
VPLCS0279

Waterproof rubber mat helps to protect the rear loadspace carpet from general dirt. Rubber mat extension for protection of the back of the rear seats when folded down also available – Part No: VPLCS0273.



Waterproof Seat Covers
VPLCS0291SVA – Front (Almond)
VPLCS0292SVA / VPLCS0293SVA –
Second row / third row
(Almond – not shown)

Helps protect seats from mud, dirt, wear and tear. Easily fitted and machine washable.



VPLCS0291PVJ – Front (Ebony)
VPLCS0292PVJ / VPLCS0293PVJ –
Second row / third row
(Ebony – not shown)



Mudflaps
VPLCP0203 – Front
VPLCP0204 – Rear
VPLCP0205 – Rear with 5 + 2 seating

Mudflaps are a popular upgrade for reducing spray and ensuring paintwork is protected from debris and dirt. Designed to complement vehicle exterior design.



Rubber Floor Mats
VPLCS0278
VPLCS0280 – Third row (not shown)

Rubber footwell mats help provide protection from general dirt.

OTHER



Wind Deflectors – Side Windows
VPLCP0258

Wind deflectors for side windows to help to improve comfort levels in the cabin when driving with windows open, by reducing air turbulence and noise and allowing fresh air to be circulated in the cabin.



Pedestrian Airbag System
LR067898 – Gloss Black

A Gloss Black finish to the Pedestrian Airbag System is designed to enhance Discovery Sport's exterior design cues. This striking design upgrade complements various exterior trims and paint colours.



Sill Treadplates – Personalised
VPLCS0343PVJ – Ebony
VPLCS0343LAA – Lunar (not shown)

Personalised illuminated treadplates allow you to choose a personalised message using an approved set of fonts/typefaces which will be highlighted in White illumination when the front doors are open.




Luxury Carpet Mat Set
VPLCS0283LAA – Lunar
VPLCS0283PVJ – Ebony (not shown)

Luxurious, tailored, deep pile 2,050g/m² carpet mat set, with waterproof backing, provide a well appointed finishing touch to the interior.



Gearshift Paddles
VPLVS0187MMU – Aluminium
VPLVS0187CAY – Aluminium Red

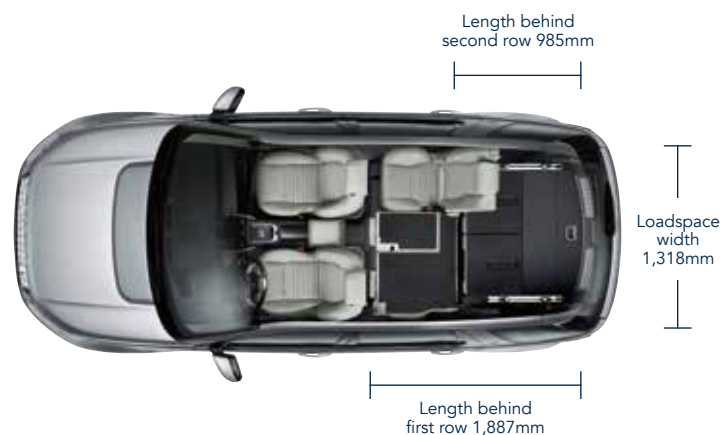
Complete the look and feel of your steering wheel with premium aluminium paddles. Gearshift paddles are machine polished, anodised and hand brushed to provide exceptional wear resistance with a premium finish.



Sports Pedal Covers
VPLHS0044 – Automatic Transmission vehicles
VPLHS0045 – Manual Transmission vehicles (not shown)

Stainless steel Bright finish sports pedal covers are easy to fit and feature hidden fixings for a clean finish.

DIMENSIONS AND CAPABILITIES



Standard Ride Height

With roof antenna 1,724mm

Headroom

Maximum front headroom with panoramic roof 1,021mm
Rear headroom 984mm

Loadspace Capacity

Rear seats upright
Height 778mm, Width 1,318mm
Maximum loadspace volume 981 litres
Loadspace width between arches 1,108mm
Maximum length at floor 985mm
Rear seats folded
Length behind first row 1,887mm
Length behind second row 985mm
Height 778mm, Width 1,318mm
Maximum loadspace volume 1,698.1 litres
Loadspace width between arches 1,108mm
Maximum length at floor 1,887mm

Obstacle Clearance


Standard ride height 212mm

Turning Circle

Kerb-to-kerb 11.6m
Wall-to-wall 11.86m
Turns lock-to-lock 2.31

Wading Depth

Maximum wading depth 600mm



	A	B	C
Ride Height	Standard	Standard	Standard
Approach Angle	25°	21°	31°
Ramp Angle	Standard	21°	Standard
Departure Angle	Standard	Standard	31°



TECHNICAL SPECIFICATION, PERFORMANCE AND KEY DATA

	DIESEL		
	2.0L TD4		
	MANUAL	MANUAL	AUTOMATIC
	150 E-CAPABILITY	180	180
POWER (hp)			
Seating	5	5 + 2	5 + 2
ENGINE DATA			
Bore (mm)	83	83	83
Stroke (mm)	92.35	92.35	92.35
Compression ratio (:1)	15.5	15.5	15.5
BRAKES			
Front type	Single Piston Sliding Caliper	Single Piston Sliding Caliper	Single Piston Sliding Caliper
Front diameter (mm)	325	325	325
Rear type	Single Piston Sliding Caliper	Single Piston Sliding Caliper	Single Piston Sliding Caliper
Rear diameter (mm)	300	300	300
Park brake	Electric Park Brake (EPB) integrated into brake caliper		Electric Park Brake (EPB) integrated into brake caliper
WEIGHTS (kg)			
Weight from	1,775	1,874	1,884
Gross vehicle weight	2,505	2,660	2,660
Maximum mass on each axle (front)	1,340	1,310	1,310
Maximum mass on each axle (rear)	1,270	1,430	1,430
TOWING (kg)			
Unbraked trailer	750	750	750
Maximum towing	2,000	2,000	2,200
Maximum coupling point / nose weight	100	100	100
Maximum vehicle and trailer combination / gross train weight	4,505	4,660	4,860
ROOF CARRYING (kg)			
Maximum roof load (including roof rails)	75	75	75
PERFORMANCE			
Maximum speed (mph)*	112	117	117
Acceleration (secs) 0-60mph*	11	9.4	8.4
Fuel tank capacity – usable	54	54	54
Diesel Particulate Filter (DPF)	■	■	■

■ Standard.

*Always obey local speed limits.

A WORLD OF LAND ROVER



LAND ROVER EXPERIENCE

Ever since its inception, Land Rover has been ready for anything. Its legendary capability has seen it tackle the most demanding of terrains, in the most difficult conditions. Its versatile interior has become synonymous with comfort and greater loadspace. And its 'can do' attitude has made it the most welcome of vehicles across the globe.

You can be part of the Land Rover story at one of our Land Rover Experience Centres. You can see how each and every one of these iconic vehicles is built. You can take one out onto off-road tracks where your driving skills will be put to the test. Or you can go even further on one of our Adventure Travel holidays to such countries as Tanzania, Iceland or Morocco.

Adventure awaits.

For more information, visit
landrover.co.uk/experiences



LAND ROVER ONELIFE

Onelife, the award-winning Land Rover magazine, is published twice a year and reaches customers in 40 countries. Each issue is filled with the latest Land Rover news and vehicles, insights into the technology and design that shape each vehicle, inspirational journeys and opinions from international experts.



LAND ROVER FINANCIAL SERVICES

Getting the keys to your very own Land Rover has never been so simple. And it's more affordable than you might think. New or used, for personal or business use, we have an option that puts you in complete control. Please speak to your nearest Land Rover Retailer to find out more.

FLEET & BUSINESS

Land Rover is dedicated to being the premium manufacturer of choice for fleets and businesses, by providing a highly attractive range of vehicles and exemplary customer service.

Distinctive, capable and versatile, all Land Rover vehicles deliver low total cost of ownership through strong residual values, competitive service, maintenance and repair costs, and impressive fuel economy and CO₂ emissions.

We are also committed to providing a totally customer-focused aftersales service, which will ensure every Land Rover vehicle is kept on the road and in top condition, in the easiest and most cost-efficient way for businesses.

For more information, visit
landrover.co.uk/fleet-and-business



LAND ROVER COLLECTION

The vehicle is just the beginning. The latest Land Rover Collection is now available for you to discover.

A meticulous attention to detail doesn't stop with our vehicles. You'll find the same level of craftsmanship in all of our clothing, travel items and premium gift ideas. So whether you're shopping for yourself or a loved one, you know the quality is assured.

The Land Rover Collection includes ladies and gents clothing, an extensive range of small leather goods such as wallets, portfolios, iPad and iPhone cases along with briefcases and weekender bags. A range of cufflinks and ladies silk scarves add a luxury feel to the collection. There's a kids collection too, with colourful fun clothing, caps and replica model vehicles for them to enjoy.

Please contact your nearest Land Rover Retailer for more information.



ROADSIDE ASSISTANCE

Land Rover Assistance provides assistance in motoring emergencies, from immobilisation due to breakdown or accident to minor problems such as punctures. You can rely on our roadside assistance, whatever the situation, wherever you happen to be.

For further details please consult your Warranty Benefits handbook, contact your nearest Land Rover Approved Service Centre or visit landrover.co.uk/owners

IMPORTANT NOTICE: Jaguar Land Rover Limited is constantly seeking ways to improve the specification, design and production of its vehicles and alterations take place continually. Whilst every effort is made to produce up to date literature, this brochure should not be regarded as an infallible guide to current specifications, nor does it constitute an offer for the sale of any particular vehicle. Distributors and Retailers are not agents of Jaguar Land Rover Limited by any express or implied undertaking or representation.

All Land Rover Approved Accessories fitted by a Land Rover Retailer within one month or 1,000 miles/1,600 kilometres (whichever occurs first) of the handover of a new registered vehicle will benefit from the same warranty terms and period of cover as the vehicle warranty. Accessories purchased outside of these parameters will be subject to a 12 month unlimited mileage warranty. All Land Rover Approved Accessories are rigorously tested to the same exacting standards as those applied to our vehicles. Performance in extreme hot and cold temperatures, corrosion resistance, impact and airbag deployment highlight some of the exhaustive product testing carried out to ensure accessories are both durable and importantly, continue to comply with current legislation. Some of the accessories featured are not available on all models. Please consult your nearest Land Rover Retailer for more information.

All our accessories are designed to be an integral part of Land Rover vehicles. While many items such as roof carriers are simple to fit, some products require specialist tools and diagnostic equipment to ensure correct integration with the vehicle structure and electrical systems. These products vary from market to market, please consult your Land Rover Retailer who will be pleased to advise you on current specifications and any query you may have.

The colours reproduced here are subject to the limitations of the printing process and may therefore vary slightly from the actual vehicle. The company reserves the right to alter or withdraw any colour finish without notice. Some of these colours may not be obtainable in your country. Please check availability of colours and current specifications with your Land Rover Retailer. Distributors and Retailers are not agents of Jaguar Land Rover Limited and have absolutely no authority to bind Jaguar Land Rover Limited to any express or implied undertaking or representation.

Castrol EDGE Professional exclusively recommended by Land Rover.

Jaguar Land Rover Limited Registered Office:
Abbey Road, Whitley, Coventry CV3 4LF
United Kingdom.

Registered in England: Number 1672070

landrover.co.uk

© Jaguar Land Rover Limited 2016.
Publication Number: LRML 5157/16

